

# SOUTH WAIRARAPA DISTRICT COUNCIL

15 JULY 2015

## AGENDA ITEM D2

### INFRASTRUCTURE AND SERVICES GROUP REPORT

#### Purpose of report

To update Councillors on the Infrastructure and Services Group activities

#### Recommendations

Officers recommend that the Council:

1. *Receive the information.*

## 1. Group Manager Highlights

Next month's report will contain the new Key Performance Indicators from the new Long Term Plan. Work across the department has been to ensure that the data is collected and can be represented easily. Libby Kelly, the Infrastructure & Services Customer Administrator, has started in the department and is adding excellent experience to the processes required.

The work done over the recent wet periods was noted to have run well with good communication on road closures and works required. The immediate response on the Cape Palliser Road ensured a detour was in place and that traffic was generally unhindered. The police and local fire brigade worked together to ensure tourists and visitors were able to leave was also an excellent effort.

## 2. Water Supply

*SERVICE LEVEL – Council provides reliable and safe drinking water supplies. Water provided is safe to drink and there is adequate water for urban firefighting.*

### 2.1 Key Performance Indicators

WATER SUPPLY KEY PERFORMANCE INDICATORS	TARGET 2013/14	RESULT	COMMENT SOURCE, AND ACTIONS TAKEN TO ACHIEVE TARGET
Compliance with resource consent conditions/water permit conditions to "mainly complying" or better	95%		Council provides annual report to Greater Wellington for water supply consents. The compliance reports are available to Council Sept/Oct yearly.
Water supply systems comply with Ministry of Health Bacteriological Drinking Water Standards guidelines 2000**	95%		Ministry of Health supplies Council with compliance reports 6 months after year end. Reports apply to previous year.
Ratepayers and residents satisfied with level of service	75%	60%	NRB Survey 2013

WATER SUPPLY KEY PERFORMANCE INDICATORS	TARGET 2013/14	RESULT	COMMENT SOURCE, AND ACTIONS TAKEN TO ACHIEVE TARGET
for water			
Urgent (dirty, cloudy, smelly, or bad tasting water or no water at all) requests for service responded to within 1 day	95%		CEMs and drinking water complaints. Officer to complete
Fire hydrants tested annually that meet NZ Fire Service Code of Practice	100%	33% per year	There is a requirement of testing all Council hydrants over a 5 year period - The costs to this will be about \$20 per test. Requirements will be 40 hydrants over 3 towns annually = 120. x \$20 = \$2400 annually to meet the required amount of testing

## 2.2 Services

### 2.2.1. Water supply capital improvements Featherston

The tender processes for Stage 1 of the improvement programme incorporation pipeline and bore head works have concluded.

The lowest conforming tender, after a referee check for the track record attribute, was judged to be Ordish & Stevens Ltd, Masterton.

Stage 2 work requiring plant building extension and additional treatment kit is planned to be let before the end of the year aiming for completion in March/April 2016.

### 2.3 Water treatment plants

The Waiohine, Greytown and Martinborough plants operated routinely over the period.

Several incidents resulting in little or no water occurred at Pirinoa during the period.

Undetected leakage and heavy weekend usage on one occasion is thought to be the contributing reason for the outages experienced. A leak was discovered at the rear of a property and repaired.

Remote monitoring equipment which integrates into Councils' SCADA systems has since been installed and will provide early warning as issues arise in the future.

### 2.4 Water reticulation

There were 9 reticulation repairs reported and rectified during the period. No water complaints were received during the period.

### 2.5 Water races

Routine monthly inspections and blockage clearing of the water race network has been performed by council contractors, City Care Ltd, to maintain satisfactory flows. There were three reported accounts for blockage clearing or no water flow for the Moroa and Longwood network over the period.

### 3. Waste Water

*SERVICE LEVEL – Council provides waste water services that effectively collect and dispose of waste water. Waste water does not create any smells, spill or health issues and causes minimal impact on the natural environment.*

#### 3.1 Key Performance Indicators

WASTE WATER KEY PERFORMANCE INDICATORS	TARGET 2013/14	RESULT	COMMENT SOURCE, AND ACTIONS TAKEN TO ACHIEVE TARGET
Number of blockages per 1000 connections	10		
Ratepayers and residents satisfaction with waste water services	70%	60%	NRB Survey 2013
% of resource consent conditions complied with to mainly complying or better**	90%		Council provides annual report to Greater Wellington for water supply consents. The compliance reports are available to Council Sept/Oct yearly.
Proportion of urgent waste water service requests responded to within 6 hours of notification	95%		

#### 3.2 Resource consent acquisition progress report

At the Martinborough hearing the panel instructed it was important that the responses to the Schedule of additional information requested by the Panel during the hearing are well considered and complete, and not rushed.

Indications from experts were that a period of 2-3 weeks was considered sufficient to cover the;

1. Management Plan Conditions
2. Community Liaison Group Terms of Reference
3. Human Consumption of Cut and Carry Crops
4. High Flow channel / Instream Water Quality Monitoring
5. Trigger and response condition (Provide draft condition(s) for Panel consideration which provide the trigger and response framework for instream water quality monitoring).
6. Provision for I/I stormwater in Wastewater stream
7. Capture the intent of the Applicants Strategy to prioritise land treatment
8. 25-year Review Condition
9. Copy of Carterton District Council & Masterton District Council consents to be provided to Panel.
10. Wastewater irrigation standards
11. UV Treatment conditions
12. Ability to "fast track" individual stages
13. Confirm all other outstanding areas of disagreement and clearly define the respective opinions, including recommendations and draft conditions (where appropriate) for either opinion

The "final draft" evidence for Greytown is due with GWRC on July 29 and discussions have taken place over the finalisation of any outstanding issues such as;

- The confirmed application land area (following landswap)
- Confirmed availability of land for irrigation
- Effects on and monitoring proposed within the Papawai Stream
- Effects of flooding/overtopping on the ponds and surrounding area
- And, depending upon the above, whether we need evidence from a hydrological expert

### 3.3 Waste water treatment plants

Featherston, Lake Ferry and Martinborough plant operated routinely during the period with no reported issues.

Greytown plant however has required remedial attention due to very low dissolved oxygen levels with odour complaints being received regularly over the last fortnight.

The pond appears to be overloaded with a new waste stream and investigations are continuing in to the whereabouts and type of waste having to be catered for.

### 3.4 Waste water reticulation

There was 1 pipeline blockage reported during the period.

## 4. Storm Water Drainage

*SERVICE LEVEL – Stormwater drains are well operated and maintained by the Council.*

### 4.1 Key Performance Indicators

STORM WATER DRAINAGE KEY PERFORMANCE INDICATORS	TARGET 2013/14	RESULT	COMMENT SOURCE, AND ACTIONS TAKEN TO ACHIEVE TARGET
% of ratepayers and residents satisfied with stormwater drains	50%	54%	NRB Survey 2013
% of urgent (any blockage causing extensive flooding of buildings or other serious flooding) requests for service responded to within 5 hours	90%		

All systems operated routinely and within available capacity during the period. Some systems were temporarily overloaded in Featherston and Greytown during period of heavy rainfall mid-June.

## 5. Solid Waste Management

*SERVICE LEVEL – Recycling stations are accessible and maintained. Refuse and recycling collection services are provided and waste minimisation actively promoted.*

### 5.1 Key Performance Indicators

WASTE MANAGEMENT KEY PERFORMANCE INDICATORS	TARGET 2013/14	RESULT	COMMENT SOURCE, AND ACTIONS TAKEN TO ACHIEVE TARGET
Number of communities with recycling centres	6	6	Recycling centres at Greytown, Featherston, Martinborough, Pirinoa, Tukurumuri and Hinakura.
Volume of waste disposed out of district	Decreasing by 2.5%	30.4%	
% of ratepayers and residents satisfied with the level of service	90%	66%	NRB Survey 2013

### 5.2 Waste management

Routine services have been delivered successfully over the period. Vegetation overflow occurred at the Greytown Recycling Depot inconveniencing users in the first week of June. The contractor has been instructed to maintain the green waste area at all sites more regularly.

Information brochures have been finalised for our domestic and commercial customers across the district and are being distributed over the next few weeks.

## 6. Land Transport

*SERVICE LEVEL – Roads are maintained to ensure they are safe and comfortable to travel on. Footpaths can be safely used to get around town.*

### 6.1 Key Performance Indicators

LAND TRANSPORT KEY PERFORMANCE INDICATORS	TARGET 2013/14	RESULT	COMMENT SOURCE, AND ACTIONS TAKEN TO ACHIEVE TARGET
Using the RAMM measurement system, average smooth travel exposure on urban roads to be 85% and rural roads 95% with maximum variation of 5%	95%		
Ratepayers and residents fairly/very satisfied with the roads	82%	75%	NRB Survey 2013
(20km ± 10% variation) sealed roads are resealed each year subject to availability of NZTA subsidy	100%		
The pavement condition index as measured by the NZTA pavement integrity index	95%		
The number of crashes causing injuries is reduced	Group and control average		
Ratepayers and residents are satisfied with footpaths in the district	70%	66%	NRB Survey 2013
Availability of footpaths on at least one side of the road down the whole street	90%		

## 6.2 Roading maintenance – Fulton Hogan

Sealed road pavement repairs were completed on Cape Palliser and White Rock Road.

The pre-winter gravelling of the unsealed roads has commenced including Tora Road, Range Road, and Paruwai Roads. Tora Road consisted of heavy structural metalling with a pavement depth of 200mm, 150mm being river metal and capped off with 50mm of cohesive imported metal. This should have long term benefits to the running surface and reduction of grading cycles.

Major high sea damage occurred on Cape Palliser Road leading to a request to NZTA for additional emergency funding. The funding has been approved in the sum of approximately \$606,000.00. Works will commence in July 2015. Rock armourment for coastal protection is being delivered to Cape Palliser Road as proactive measures for future damage to the coastal road. This has been delayed due to the severe weather event in the Manawatu.

Minor improvements were carried out with the extension of seal for about 25 metres on Mahaki Road, Chrishams Road, and Pukio East Road at the intersection with Lake Ferry Road to prevent loose gravel migrating onto Lake Ferry Road. Also 45 metres of seal was extended on Greytown Woodside Road for safety reasons.

Signage was improved on Ponatahi Road at the Haungarua bridge as minor improvements.

A weather event lead to the closure of Hikinui, Pukio West and Opura spillways for up to 2 days. These was no major road damage caused by this event.

Fulton Hogan’s monthly audit and cyclic activities is done on a monthly basis and their performance is charted below.



### 6.3 Reseals –Higgins

The reseals contract has been completed and a new contract will be let in the new financial year.

### 6.4 Road rehabilitation and seal extension – Fulton Hogan

All Rehabs have been completed and seal extension on Te Muna Road has been completed. The final stages of Fraters Road are being prepared for sealing.

### 6.5 Bridge maintenance – Higgins

Works have been completed.

## 7. Amenities

*SERVICE LEVEL – Parks and reserves enhance the quality of life in our communities. Our playgrounds are safe and enjoyed by the community. Clean safe public swimming pools can be accessed in the District. Provision of some low cost housing for the elderly (or in line with Council policy) in each town. Well maintained hall facilities that are available for the public to book. Public toilets are convenient, clean and safe. There is a wide range of library stock including up to date material.*

### Key Performance Indicators

AMENITIES KEY PERFORMANCE INDICATORS	TARGET 2013/14	RESULTS	COMMENT SOURCE, AND ACTIONS TAKEN TO ACHIEVE TARGET
Users satisfied with parks and reserves	90%	95%	NRB Survey 2013
Ratepayers and residents are satisfied with Council playgrounds	75%	94%	NRB Survey 2013
Council playground equipment that meets national standards	95%		
Council pools comply with NZ swimming pool water testing standards	95%		
Ratepayers and residents satisfaction with Council swimming pools	70%	78%	NRB Survey 2013
Occupancy of pensioner housing	98%		
Ratepayers and residents satisfied with town halls use	77%	84%	NRB Survey 2013
Ratepayers and residents satisfied with public toilet facilities	60%	95%	NRB Survey 2013
Taking programmes out into the community and providing a wide variety of programmes in the library	>3 per library		
Ratepayers and residents satisfied with libraries	97%	87%	NRB Survey 2013

### 7.1 Parks and reserves

#### 7.1.1. Featherston Skate Park

Featherston Youth Group hosted Wellingtons 'Drop Deep Skating' Group on Sunday 31 May at the Skate Park as part of Youth Week 2015. The weather cooperated and there was a big crowd to enjoy the display and other events.





A few days earlier, the street art boards created by the Youth Group were installed at the skate park at a small event attended by the Mayor, Community Safety and Resilience working party members and the public.



### **7.1.2. Greytown southern entrance**

The City Care team is preparing for Arbor Day on Friday 3 July, when the next stage of the tree-planting at the southern entrance to the town will be done by the Community Board and invited guests.

### **7.1.3. Martinborough Square**

'A Midwinter Affair' was held in the Martinborough Square on 20 June. The event went well, despite the appalling weather and the closure of the Waihenga Bridge. Although the marquees had been put up a few days before the event, the grass still got severely damaged in places. Officers will talk to organisers for next year's festival and investigate rubber mats or plywood being put down in the marquees to protect the ground.

## **7.2 Properties**

### **7.2.1 ANZAC Hall**

We are now close (as long as the weather cooperates) to being able to remove the scaffolding. The last of the roofing work will be completed in the first week of July, then, if we get some good weather the guttering will go on and the painter will get on with the clerestory windows and gable ends. The work on the windows will be done in the first half of July. There are a number of sash repairs to be done and broken glass to be replaced. Putty on all windows will be removed and replaced (not that there is much left on some of the windows).

### **7.3 Pensioner housing**

There are seven applicants on the waitlist for Martinborough, five for Greytown and seven for Featherston.

A new tenant has moved into the vacant flat in the Burling Flats, Featherston and is settling in well. Council officers have had notice from one resident at Cicely Martin in Martinborough. This vacancy has been filled from the waitlist, and the new tenants are ready to move in as soon as we complete some painting work inside.

## **7.4 Cemeteries**

### **7.4.1. SWDC cemetery database project**

Officers have been working towards making the cemetery records available online. This is a service that many councils offer, as family history research becomes more popular than ever before. A lot of staff time can be spent researching plots and burials for the public, and SWDC is definitely seen as being 'behind the times' by not offering this service online. In June we saw all of our records from our old database be shifted over to the new NCS database format. This is the first step in what will be a large project. The records that have been transferred are incomplete and officer's observation of the data shows it to be somewhat unreliable in areas.

There are five main stages to the project:

1. Prepare the new NCS database and merge records from old access database to new database – complete;

2. Audit records imported into new database and add records that are missing (there are many);
3. Get these records live on our website in a user-friendly format;
4. Work with Featherston Lionesses who have volunteered to photograph Featherston cemetery headstones and record any inscriptions not included in our current records. The photos and inscriptions will then be loaded to the individual records. Volunteers for this work will need to be found for Greytown and Martinborough cemeteries;
5. Complete GIS-linking to graves, so a person can zoom in on an aerial map of the cemetery, click on a grave and the information of the grave will display.

This work is to be planned over a few years and as budget allows.

#### **7.4.2. Burials for last three years**

In responding to a recent Official Information Act request, officers calculated the burials, ashes burials and ashes wall interments for the past three years. The table below shows the total figures. Numbers are trending down for full burials and up for ashes burials and wall interments.

	2012/13	2013/14	2014/15
Burials	27	35	24
Ashes interments	7	16	16
Ashes wall interments	14	12	20

#### **7.4.3. Featherston**

There were no burials in May, one burial in June.

#### **7.4.4. Greytown**

There were no burials in May, one burial and two ashes burials in June.

There have been several incidents of cars doing 'donuts' on the grass at Greytown Cemetery. The incidents have occurred in the Catholic block which is closest to the road, and also towards the back in the older blocks. There are gates at the cemetery but their location is well past the Catholic block. Officers are looking at pricing for gates to be erected at the road entrance of the cemetery. These can then be shut and locked at night, as is done at Featherston cemetery.

#### **7.4.5. Martinborough**

There was one ashes burial in May, one burial and one ashes burial in June. The rotunda (Sexton's shed) in the cemetery has been repaired and repainted.

## **7.5 Community Safety and Resilience Working Party**

A meeting of the working party (WP) was held on 27 May 2015. The WP had two guest speakers, Alan Maxwell from Wairarapa Anglican Youth and Julie Brunton, the Social Sector Trial Lead for the Wairarapa.

Alan is employed by South Wairarapa Parish to cover Martinborough and Featherston. Part of Alan's role is to establish youth programmes in Martinborough and Featherston. Alan has engaged with the Featherston Youth Programme already in place and they have plans to work together on some future projects.

Julie gave the WP an overview of what the Social Sector Trial is about. Locally the trial is looking at where the needs of our community are, emerging trends and issues to supply evidence to agencies when asking for change. Funding is to be addressed to ensure correct structure. The trial has an advisory group structure of community leaders and agencies who have a 'balcony' view of services coming in to the region for young people and that will enable better joint planning. The trial is working with Connecting Communities to enhance their website Youth Reserve - [www.youthreserve.co.nz](http://www.youthreserve.co.nz), so that it becomes the 'go to' site for information about what's on for young people.

The WP also receives updates from Martinborough and Featherston Community Patrols, Wairarapa Police, Featherston Youth Programme and Neighbourhood Support.

The next meeting is scheduled for 22 July 2015.

## **7.6 Libraries**

The libraries will be offering the usual winter reading programme over the forthcoming July school holidays. Featherston library is also having a craft day and a puppet show. Martinborough Library marked Youth Week by holding a sushi rolling event, with prizes for the best sushi.

### **7.6.1. Library statistics 2014-15**

The number of items borrowed from the South Wairarapa libraries in 2014-15 was 116,727, which made up 64% of the total borrowing from the Wairarapa Library Service. The number of items borrowed was slightly down on last year, but borrowing of electronic items (e-books and audiobooks) through Overdrive increased by 44%. Total borrowings were at a rate of 10.4 per resident for the whole of the Wairarapa library service, but 12.3% for south Wairarapa. 93% of south Wairarapa residents are library members, and although only 31% of these were active borrowers in 2014-15, south Wairarapa residents made up 63% of the Wairarapa Library Service's active patrons.

## 8. Civil defence and emergency management

*SERVICE LEVEL – People are prepared for a civil defence emergency.*

### 8.1 Key Performance Indicators

CIVIL DEFENCE AND EMERGENCY MANAGEMENT KEY PERFORMANCE INDICATORS	TARGET 2013/14	RESULTS	COMMENT SOURCE, AND ACTIONS TAKEN TO ACHIEVE TARGET
Ratepayers and residents are prepared for an emergency	65%		NRB Survey 2013
Regional Civil Defence Emergency Plan developed and implemented	Implemented		

### 8.2 Wellington Regional Emergency Management Office (WREMO)

#### 8.2.1. Update

Darryl McCurdy and Ruth Locker are settling in and have been getting out and about meeting with various agencies, organisations and groups including the Featherston and Greytown Community Boards. Ruth is currently working on the Martinborough and Featherston community response plans. They will be attending the next Emergency Services Working Party meeting on 22 July.

## 9. Appendices

Appendix 1 - Monthly Water Usage

Appendix 2 - Waste Exported to Bonny Glen

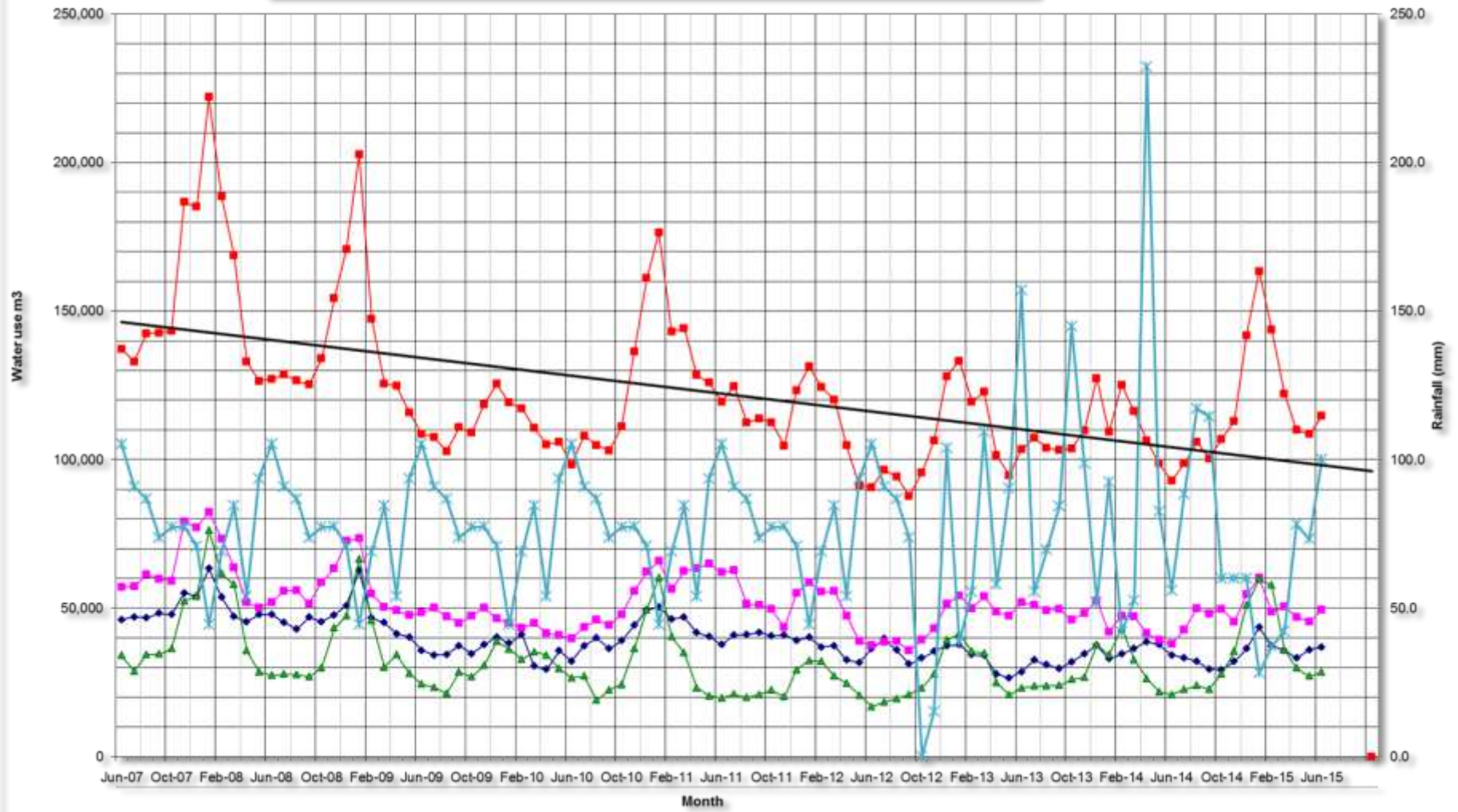
Appendix 3 - Library Statistics

Contact Officer: Mark Allingham, Group Manager Infrastructure and Services

# **Appendix 1 - Monthly Water Usage**



Water use South Wairarapa District Council



# **Appendix 2 - Waste Exported to Bonny Glen**

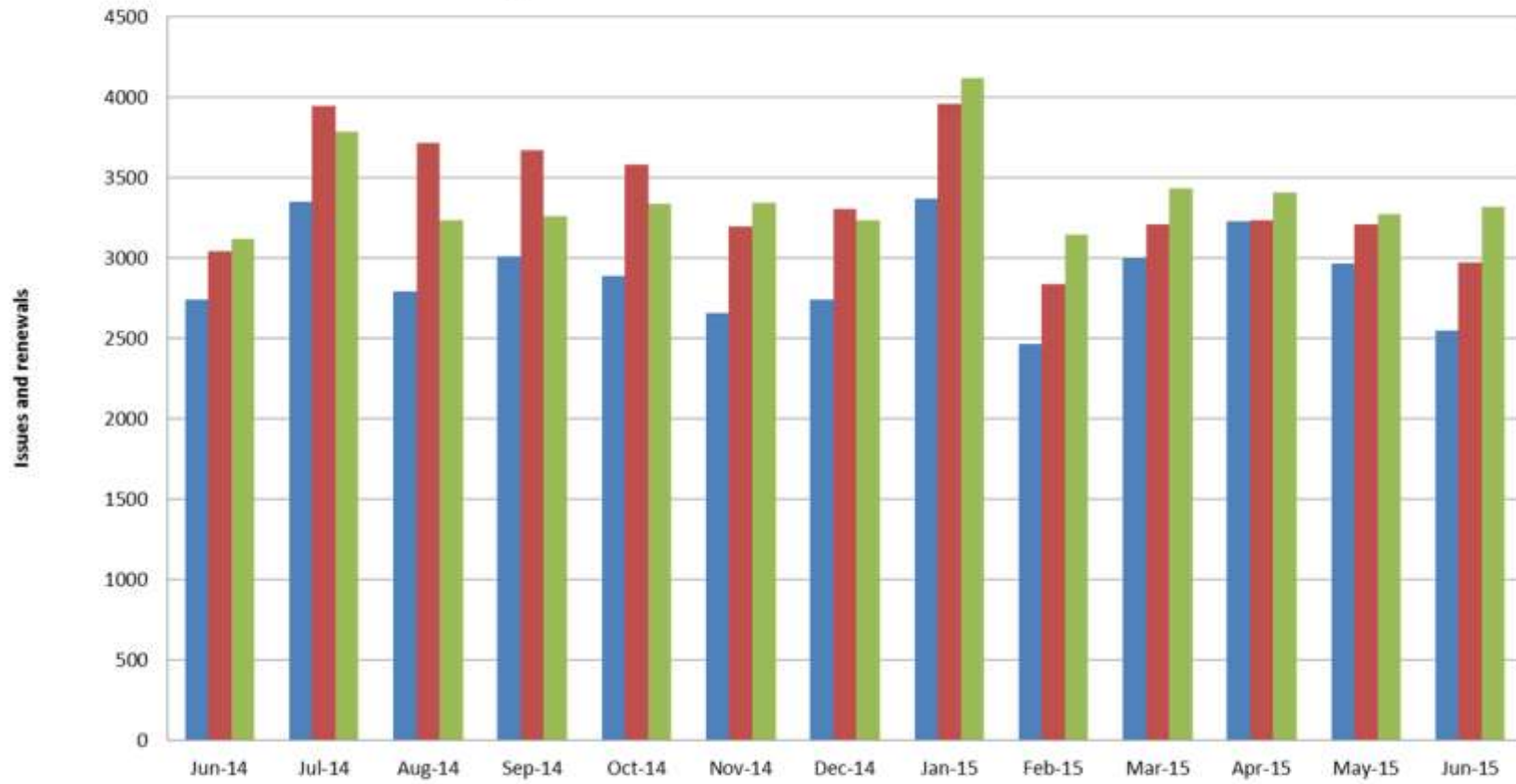


Monthly weight of waste transferred to Bonny Glen



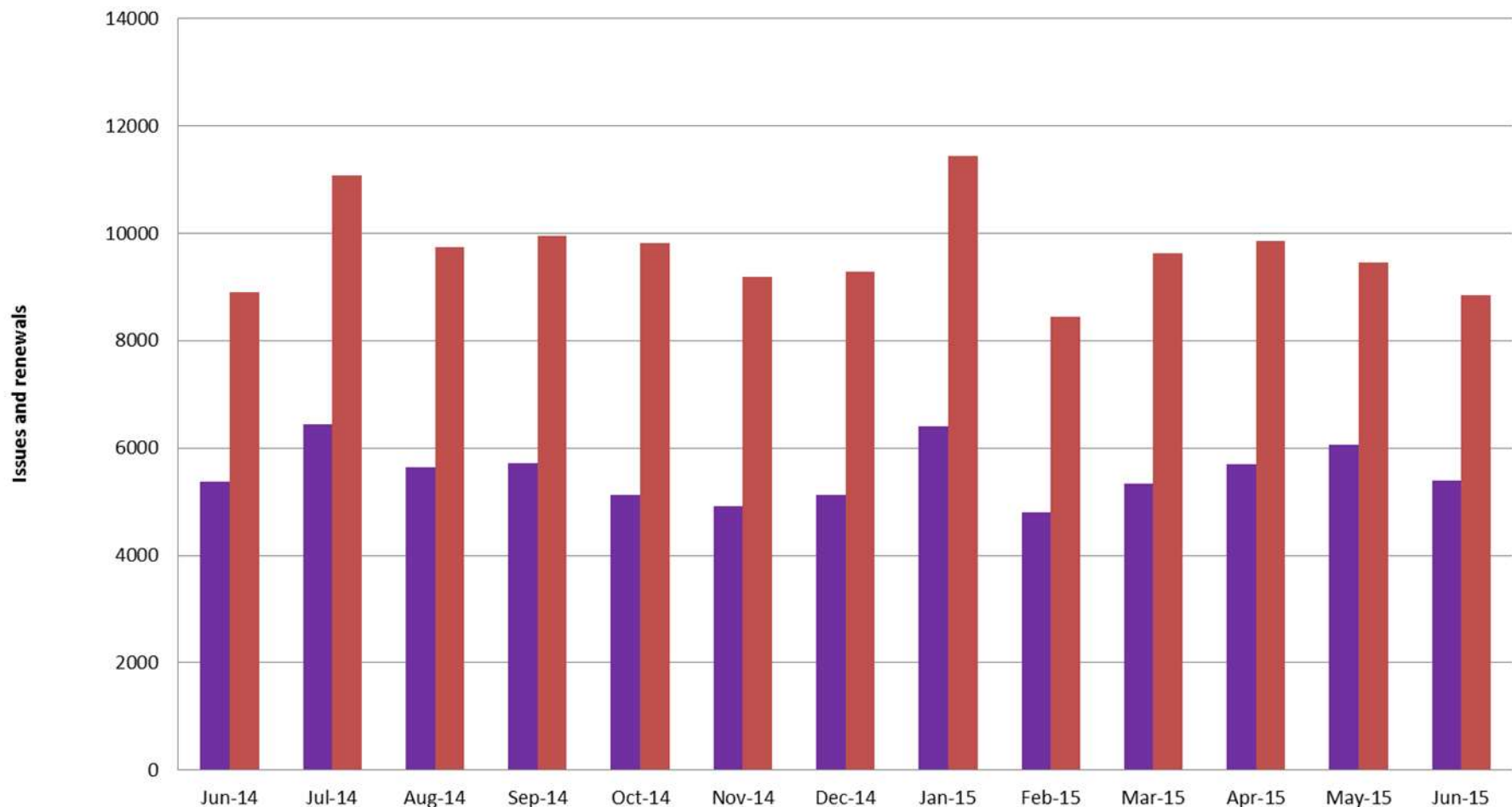
# **Appendix 3 - Library Statistics**

### South Wairarapa libraries - issues and renewals to June 2015



	Jun-14	Jul-14	Aug-14	Sep-14	Oct-14	Nov-14	Dec-14	Jan-15	Feb-15	Mar-15	Apr-15	May-15	Jun-15
Featherston	2740	3351	2795	3013	2890	2657	2741	3368	2466	2994	3227	2963	2548
Greytown	3045	3949	3717	3669	3583	3195	3302	3958	2834	3206	3233	3212	2971
Martinborough	3121	3784	3237	3260	3335	3345	3236	4117	3142	3431	3405	3276	3317

## Wairarapa Library Service - issues and renewals to June 2015



	Jun-14	Jul-14	Aug-14	Sep-14	Oct-14	Nov-14	Dec-14	Jan-15	Feb-15	Mar-15	Apr-15	May-15	Jun-15
■ Carterton	5368	6451	5643	5720	5129	4921	5122	6406	4810	5341	5702	6063	5396
■ South Wairarapa	8906	11084	9749	9942	9808	9197	9279	11443	8442	9631	9865	9451	8836