

SOUTH WAIRARAPA DISTRICT COUNCIL

8 AUGUST 2018

AGENDA ITEM D2

INFRASTRUCTURE AND SERVICES REPORT

Purpose of report

To update councillors on the Infrastructure and Services Group activities.

Recommendations

Officers recommend that the Council:

1. *Receive the Infrastructure and Services Report.*

1. Group Manager highlights

The closing of the submissions for the Featherston Wastewater Treatment Plant (WWTP) consent is a step closer to the hearing and final determination of the future works to be undertaken. The large number of submissions on this consent over that of the last two shows a higher degree of interest in the works and process.

With Lake Ferry irrigating to land for almost 10 years, Martinborough WWTP irrigating to land this year and work starting on the Greytown WWTP and irrigators this month, the goal of all wastewater removed from rivers is progressing well. While it is a long term plan over 30 years' works are being brought forward where possible to expedite the process and archive the highest percentage to land possible.

Another milestone has been the sealing of Cape Palliser Road. Locals and tourists/visitors have been asking for this section of road to be sealed for many years. With the upgraded toilets, road sealing, Ngawi reserve, solid waste facilities and road resilience works the Palliser Coast has seen substantial development over the past 7 years. This matches increased tourism and freedom camping in the area but also improves the amenity for South Wairarapa Residents.

The school holiday period has seen increased patronage of the libraries and other facilities. The library programs have been well attended and so far, in the 2017/18 year 27 programs have been run over the 3 libraries; this is in excess of the 9 programs as per Council's performance indicator.

The new financial year has staff planning and letting contracts for works to be undertaken in the summer period and prior to Christmas. Reseal contracts are ready to be delivered once the final roads list is completed and work on amenities already underway having installed bike racks in Martinborough, dog bag dispensers in Greytown and the Cherry Park gazebo painted in Featherston. New facilities fencing and toilet renewals are all underway at present in Greytown with more amenities work taking place in all three towns.

As the weather improves the works on the painting of the Greytown Town Centre, roading and waters renewal projects etc. will get underway leading up to the Christmas break and the New Year works season.

1.1 Water Supply

SERVICE LEVEL – Council provides reliable and safe drinking water supplies. Water provided is safe to drink and there is adequate water for urban firefighting.

1.2 Key Performance Indicators

WATER SUPPLY KEY PERFORMANCE INDICATORS	TARGET 2017/18	COMPLAINTS		INCIDENTS	
		JUNE	YTD	JUNE	YTD
The average consumption of drinking water per day per resident within the territorial authority	<400 Lt		605		
Compliance with resource consent conditions/water permit conditions to “mainly complying” or better	95%		100%		
Water supply systems comply with Ministry of Health Bacteriological Drinking Water Standards guidelines 2000*	FTN: Yes GYT: Yes MTB: Yes		FTN: Yes GYT: Yes MTB: Yes		
Water supply systems comply with Ministry of Health Protozoa Drinking Water Standards guidelines 2000	FTN: Yes GYT: Yes MTB: Yes		FTN: Yes GYT: No MTB: Yes		
The total number of complaints received by the local authority about drinking water taste per 1000 connections	<15	0	0	0	0
The total number of complaints received by the local authority about drinking water odour per 1000 connections	<15	0	0	0	0
The total number of complaints received by the local authority about drinking water pressure of flow per 1000 connections	<15	0.25 per 1000 (1 complaints)	2.52 per 1000 (10 complaints)	0	10
The total number of complaints received by the local authority about continuity of supply per 1000 connections	<15	0.25 per 1000 (1 complaints)	4.5 per 1000 (18 complaints)	1	18
The total number of complaints received by the local authority about drinking water clarity per 1000 connections	<15	0.51 per 1000 (2 complaints)	2.0 per 1000 (8 complaints)	2	8
Ratepayers and residents satisfied with level of service for water	77%			NRB Survey:	59%
Attendance for urgent call-outs: from the time that the local authority receives notification to the time that service personnel reach the site	< 1 Hr	(0/0) 100%	Median Time 51mins	0	35
Resolution of urgent call-outs: from the time that the local authority receives notification to the time that service personnel confirm resolution of the fault or interruption	< 8 Hrs	(0/0) 100%	Median Time 3h 31mins	0	35
Attendance for non-urgent call-outs: from the time that the local authority receives notification to the time that service personnel reach the site	< 2 working days	(17/18) 94%	Median Time 18h 28mins	18	367
Resolution of non-urgent call-outs: from the time that the local authority receives notification to the time that service personnel confirm	< 5 working days	(16/18) 89%	Median Time 25h 53mins	18	367
Fire hydrants tested annually that meet NZ Fire Service Code of Practice	20%	20%	20%		

WATER SUPPLY KEY PERFORMANCE INDICATORS	TARGET 2017/18	COMPLAINTS	INCIDENTS
The % of real water loss from the local authority's networked reticulation system identified by establishing and measuring night flow	<20%	38.5%	

1.3 Water supply capital improvements

1.3.1. Featherston water supply

Based on the quotes, discussions are on-going to see if there are efficiencies to combine the new bore to a single contract. Preparation of a resource consent variation to the existing consent to increase the bore allocation over 4 bores, relinquish river take consent and extend the consent expiry (existing consent expires Dec 2019). Regional council has shown reluctance to issue long term consent until it is known what the impacts of Whaitua process are.

Request for proposal being prepared to convert one of the raw water storage ponds adjacent to the WTP, which will give approximately 2 days storage for both Featherston and Greytown.

1.3.2. Water reticulation renewal

Stage 3 of the trunk main renewal contract was completed by Higgins with 1.8km installed. Only parts left are the pipe-bursting near Wilkies Road and the railway crossing. This will be a full replacement of the 6km for the Greytown main.

1.4 Water treatment plants

The Martinborough plant operated routinely over the period. The Waiohine plant and Greytown Bore have operated routinely. Enquiries have started for the siting of the new bore at Woodside.

1.5 Water compliance

The sampling was completed correctly for all towns.

Continuous monitoring of water treatment plants was not accepted for compliance, due to operator turn-over and records not up to standards of Drinking Water Assessor. The plant records show that the water was compliant, however DWA was not willing to accept the records without a successful operator assessment.

1.6 Water reticulation

There were 18 reticulation repairs reported and rectified during the period.

1.7 Water races

Routine monthly inspections and blockage clearing of the water race network has been performed by City Care Ltd (CCL) to maintain satisfactory flows. There were 6 accounts for blockage clearing or no water flow for the Moroa network. There were 2 accounts for blockage clearing for the Longwood network over the period.

2. Waste Water

SERVICE LEVEL – Council provides waste water services that effectively collect and dispose of waste water. Waste water does not create any smells, spill or health issues and causes minimal impact on the natural environment.

2.1 Key Performance Indicators

WASTE WATER KEY PERFORMANCE INDICATORS	TARGET 2017/18	COMPLAINTS		INCIDENTS	
		JUNE	YTD	JUNE	YTD
Number of blockages per 1000 connections	<10	1.68 per 1000 (7 complaint)	11.71 per 1000 (48 complaint)	5	48
Ratepayers and residents satisfaction with waste water services	70%			NRB survey:	49%
Number of dry weather sewerage overflows per 1000 connections	<10	-	0.97	0.97 per 1000 connections (2 overflows)	1.46 per 1000 connections (6 overflows)
Attendance time: from notification to arrival on site	< 1 Hr	6/7 (86%)	Median Time 47min	7	66
Resolution time: from notification to resolution of fault	< 4 Hrs	5/7 (71%)	Median Time 1h 57m	7	66
% of resource consent conditions complied with to mainly complying or better*	90%		98%		
No. of abatement notices	<2				0
No. of infringement notices	0				0
No. of enforcement notices	0				0
No. of convictions	0				0
No. of complaints per 1000 connections received about sewage odour	< 15	0	0.5 per 1000 (2 complaint)	0	2
No. of complaints per 1000 connections received about sewage systems faults	< 15	0.24 per1000 (0 complaint)	2.68 per 1000 (12 complaint)	1	12
No. of complaints per 1000 connections received about sewage system blockages	< 15	1.21 per 1000 (5 complaint)	11.71 per1000 (48 complaint)	2	48
No. of complaints per 1000 connections received about the response to issues with sewage	< 15	0	0	0	0
Proportion of urgent waste water service requests responded to within 6 hours of notification	95%	6/7 (86%)	89% (59/66)	7	66

2.2 Waste water treatment plants

2.2.1. Capital and consents

Featherston Waste Water consent application

The consent application was notified on 16th May 2018, with a hearing booked for October 2018.

Upon officer review the timings as below are being considered to bring the winter storage forward in 2B to 13-14 years. Design cannot begin until the efficacy of the I&I program and flows are known. Construction post tender and award will be another 12 months' minimum. Thus this can be completed 3-4 years post completion of I&I work and the final discharge to land in stage 2A.

Stage	Time after commencement	Description	Reduction of annual discharge to Donalds Creek
1A +1B	2 years	land discharge to 78Ha	41% (56% to total)
2A	10 years	Land discharge to further 38	24% (32% to total)
2B	20 years	Deferred winter storage	32% (100% total)

Staged improvements at Martinborough and Greytown WWTPs

At Martinborough WWTP irrigation to land has continued to operate well with pond levels managed between land and river during high river flows.

At the Greytown site, Water Force NZ has established onsite with ground investigation completed. Geotechnical assessment has shown that additional earthworks will be required to stabilise the ground to create the platform for the building.

The contractor has been delayed with the building consent process for the bridge, and there will be a new completion date in August 2018.

Waite Street, Featherston Renewal

Flow monitoring estimates that 25% of the I&I occurs within this main. Pipe due to arrive on site in August. Letter drop being prepared to notify residents in Waite Street, Featherston. The main will be replace all the way to Revans Street.

3.3 Operational

Featherston, Greytown, Martinborough and Lake Ferry plants operated routinely during the period with no reported issues.

2.2.2. Wastewater reticulation

There were 5 pipeline blockages reported during the period, with increased rain increasing flow levels and accumulations of fat causing pipe blocks.

3. Storm water drainage

There was 1 stormwater blockage reported during the period.

4. Solid waste management

4.1 Zero Waste

- Visited **Kuranui College** and met with a student representative and teacher to advise and offer support regarding recycling and waste minimisation options.
- Attended '**The Pure Tour' 2018 Aotearoa, the Pacific and Plastics** (The Plastic Use Resistance Education Tour) Smog of the

Sea screening & Korero 18/2 @ Carterton Events Centre. Jo Dean was invited to be a guest on a panel speaking about her role and waste minimisation in our community. She was also invited by Makoura College to attend the Castlepoint Beach micro plastics survey alongside DOC and researchers resulting in a minimal amount of beach waste located. The survey showed it has been less affected by micro plastics due to being a more isolated beach and currents along the east coast of NZ.

4.2 Transfer Station

The transfer station operated as expected over the period. The contractor is awaiting the outcomes of the long term plan consultations for planning of services.

5. Land transport

SERVICE LEVEL – Roads are maintained to ensure they are safe and comfortable to travel on. Footpaths can be safely used to get around town.

5.1 Key Performance Indicators

LAND TRANSPORT KEY PERFORMANCE INDICATORS	TARGET 2017/18	COMPLAINTS		INCIDENTS	
		APRIL	YTD	APRIL	YTD
Using the RAMM measurement system, average smooth travel exposure on urban roads to be 85% and rural roads 95% with maximum variation of 5%	95%				
Ratepayers and residents fairly/very satisfied with the roads	80%			NRB Survey:	73%
5% of sealed roads are resealed each year subject to availability of NZTA subsidy	100%				
The pavement condition index as measured by the NZTA pavement integrity index	95%				
The number of crashes causing injuries is reduced	Group and control average				
The number of fatalities and serious injury crashes on the local road network	<7				
Ratepayers and residents are satisfied with footpaths in the district	70%			NRB Survey:	63%
Availability of footpaths on at least one side of the road down the whole street	88%				
Footpath Condition rating 95% compliant with SWDC AMP Standard	95%				
The % of customer service requests relating to roads and footpaths responded to within 48 hours	95%	36/39 (92%)	115/154 (75%)	39	154
Meet annual plan footpath targets	Yes				

5.2 Roading Maintenance – Fulton Hogan

163km of grading was carried out during June, 130 km of the graded length was completed with a tow behind roller. The rolling operation provided a tight smooth surface with less loose material.

2451 m3 of maintenance metal was applied to various unsealed roads.

Permanent warning signs have been upgraded on Cape Palliser Road.

The rain event on 13 June led to rural road closures on White Rock, Ponatahi, Kahutara, Pukio West and Pahautea roads, along with a number of slips and dropouts throughout the District.

Soakpits renewed on Underhill Road Greytown.

Cape Palliser seal extension has been completed and in total 3.5 km was sealed, along with side drainage, culvert headwalls, and road markings.



Pahautea Rd flooding



Cape Palliser Rd seal extension

5.3 Other activities

Under the joint South Wairarapa, Carterton District Council Sealed Pavement Rehabilitation contract, Higgins Contracting have completed sealed road pavement rehabilitation on the three White Rock road sites, Cape Palliser Rd and Shooting Butts seal extension.

Initial planning for 2018/2019 works has commenced, which includes sealed pavement rehabilitation of 1.3km on Western Lake Rd along with the seal extension of the remaining unsealed section to Wharekauhau Road.

The LED lighting upgrade in Martinborough, Greytown and Featherston has been substantially completed.

Fulton Hogan have completed this year's footpath renewals and in total approximately 1.5 km has been completed.

6. Amenities

The Amenities team is responsible for the management of Council's parks, reserves and other amenities. The team looks after 12 parks, 31 reserves, 41 buildings, five sports facilities, four cemeteries, eleven public toilets and 22 other properties. The Amenities Manager is the contract manager for the City Care parks and reserves contract, and is also responsible for the management of the libraries.

6.1 Community housing

There is one vacant flat, at Cicely Martin, which is being redecorated before being offered to a tenant. There are 20 people on the waiting list for flats.

6.2 Cemeteries

6.2.1. Greytown cemetery

The revision of the grave index at Greytown cemetery has been completed, and the index boards reinstated in the Millennium Shelter. The index is now complete to 30 June 2018. A large amount of work was done by members of the Wairarapa Branch of the NZ Society of Genealogists to prepare the update. Many hours of staff time were spent on checking and formatting the index before it was ready to be placed back on the boards. Revised cemetery maps were prepared as part of the project. Greytown cemetery does not have the same level of historic mapping as the Featherston and Martinborough cemeteries, so a happy by-product of the work was the creation of detailed new maps for the services and Catholic blocks.



6.2.2. Purchases of burial plots/niches 15 June to 26 July 2018

	Greytown	Featherston	Martinborough
Niche	0	0	0
In-ground ashes Beam	0	0	0
Burial plot	2	1	1
Total	2	1	1

6.2.3. Ashes interments/burials 15 June to 26 July 2018

	Greytown	Featherston	Martinborough
Burial	2	1	1
Ashes in-ground	0	0	0
Ashes wall	0	1	0
Total	2	2	1

6.3 Events

6.3.1. Featherston

Completed events:

The Time Travellers Ball held on Saturday, 23 June 2018



Future events:

Ragin' Cajun Louisiana Hoedown being held on Saturday, 28 July 2018



Pangaea (New Delhi) NZ Tour –being held on Wednesday, 8 August 2018



Turning Points – New Zealand String Quartet being held on Friday, 17 August 2018



6.3.2. Greytown

Completed events: Nil

Future events: Nil

6.4.3 Martinborough

Completed events: Nil

Future events:

Toast Martinborough – being held on Sunday, 18 November 2018



7. Libraries

All three libraries have completed successful Winter Warmers reading programmes. The programme finished with a visit from story-tellers Rhubarb. Featherston library also ran Maths is Fun, aimed at children in years 1 to 8. This year's programme was about using maths concepts for mapping and measuring. The programme will be run again at Greytown library in October.



8. Civil Defence Emergency Management

This report provides specific information on the work completed by WREMO over the last quarter (April to June) and a summary of the work that has been completed by WREMO over the past year (2017/18).

The last quarter has been heavily dominated by the development of the next Group Plan, the Wellington Regional Earthquake Plan (WREP) and the regional Capability Development (Skilled People) Strategy.

The past year has been a period of significant change for WREMO with the appointment of a new Regional Manager and Group Controller, a review of CDEM across the region and new organisational direction (to deliver a 'step change' in vision and strategy for the region's emergency management approach). As a result, the Group has now started working on its next five-year plan to deliver what has been asked for. Although still early in the process (drafting the next Group Plan), the level of support received has been excellent and all aspects are progressing to plan.

8.1 Successes

8.1.1. Completion of Hub Equipment Standardisation

Over 90% of the Community Emergency Hubs across the region are now standardized with a common set of equipment and mobile radio functionality. This has been a significant achievement for the Community Resilience Team and our communities.

8.1.2. Wellington Region Earthquake Plan (WREP)

After 18 months' work by David Russell, the region now has a draft regional earthquake plan (WREP 2.0) that provides clear direction on how the region is going to respond in the event of a significant earthquake. The content of the document is aligned with the national plan (the Wellington Region National Initial Response Plan) and regional stakeholders have been heavily involved in its development. They have a good understanding of their roles and responsibilities and how the region is going to work together to manage such an event.

8.1.3. GWRC ECC Capability

In accordance with the direction for WREMO to increase the region's capability to respond effectively to large scale events, in February and

March WREMO worked closely with members of GWRC's Executive Leadership Team to identify a suitable pool of people to undergo training to staff the region's ECC. Through this process 150 people have now been identified and are now undergoing the required training.

8.1.4. Wellington CDEM Group Plan

Between April and June WREMO held workshops with six key stakeholder groups from around the region (emergency services, welfare agencies, lifeline organisations, local emergency management and local authority planners) to develop the content of the draft Group Plan. A draft version of the Plan has now been completed. It is now out for sector consultation and feedback. Once amended and endorsed by CEG, it will go out for public consultation in September. In November it will go to the Minister before final approval by the Joint Committee in December.

8.1.5. Capability Development (Skilled People) Strategy

After several years of ad hoc CDEM training, the region now has a draft Capability Development (Skilled People) Strategy to develop competent and confident EOC and ECC staff across the region who can respond effectively in a large scale emergency. Developed by a member of the Operational Readiness Team (who was seconded full time to work on the project) and guided by a steering group made up of representatives from various councils around the region, the content of the document has received very good feedback from those who have been involved and those who have seen the document. For continuity purposes the same Operational Readiness Team member will be now be overseeing the strategy's implementation.

8.1.6. Business Continuity Planning Workshops in the Pacific Islands

In late May WREMO was asked by the Fiji Business Disaster Resilience Council to provide someone to run a Business Continuity Planning (BCP) workshop in Fiji. The workshop was requested after Fiji experienced a very destructive cyclone season and online searches had identified our BCP content as the preferred model. The attendees to the Fiji workshop were a mix of large organisations with a national mandate to small local business owners who now recognised the need for basic continuity planning. The feedback received from participants was overwhelmingly positive.

8.1.7. WREMO Sharepoint Site

In October ICT were asked to put all of WREMO's information onto a single platform. Between October and December a new sharepoint site was developed. Between January and March all WREMO staff received training on the site and all information was transferred. Between April and June all staff have been actively using the site. The site has received very good feedback from those who have used it. It has also been able to provide a virtual forum for response team members from around the country to share New Zealand Response Team (NZRT) information.

8.2 Community Emergency Hub Exercises

Increasingly, the team is putting more emphasis on Hub activation exercises as a way to engage our communities and channel their energy.

The feedback has been very positive. Exercises are promoted through the revised Emergency Preparedness Course, Community Response Planning sessions and the wider public through other promotional activities. In October 2017, the new Minister of Civil Defence & Emergency Management, Kris Faafoi, attended one of the exercises in Porirua and shared his positive views of the Hub model and experience via his Facebook page. These exercises recognise the important role communities have in the response efforts. Greytown and Featherston have had trial Hub activations as part of the engagement process.

8.3 Lifelines

The Wairarapa Lifelines are re-invigorating the group and progressing resilience project. Mark Allingham is the new Chair of Lifelines Wairarapa and the project of updating the lifelines data will be restarted in August.

9. Appendices

Appendix 1 Monthly water usage

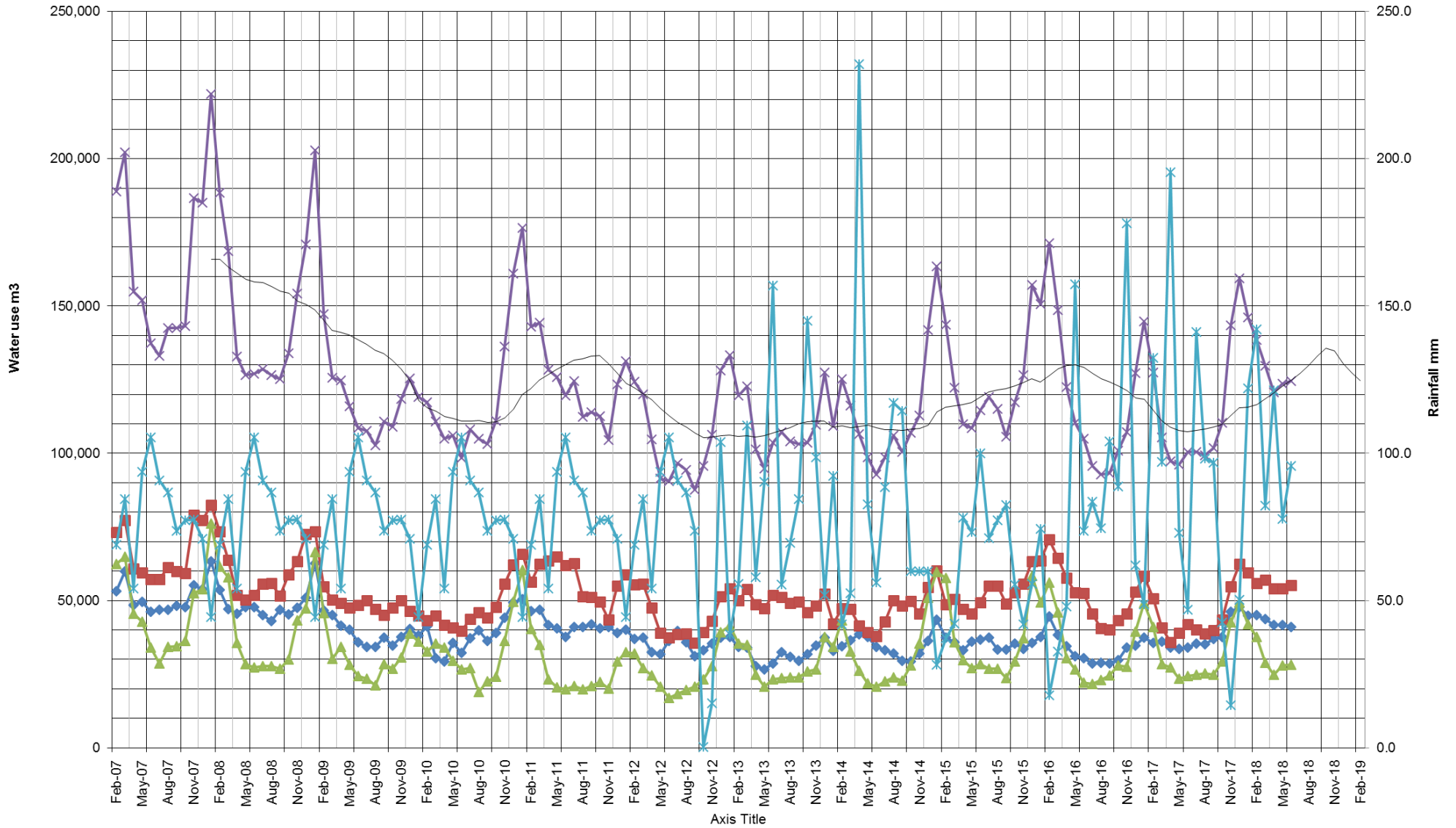
Appendix 2 Waste exported to Bonny Glen

Appendix 3 Library statistics

Contact Officer: Mark Allingham, Group Manager Infrastructure and Services


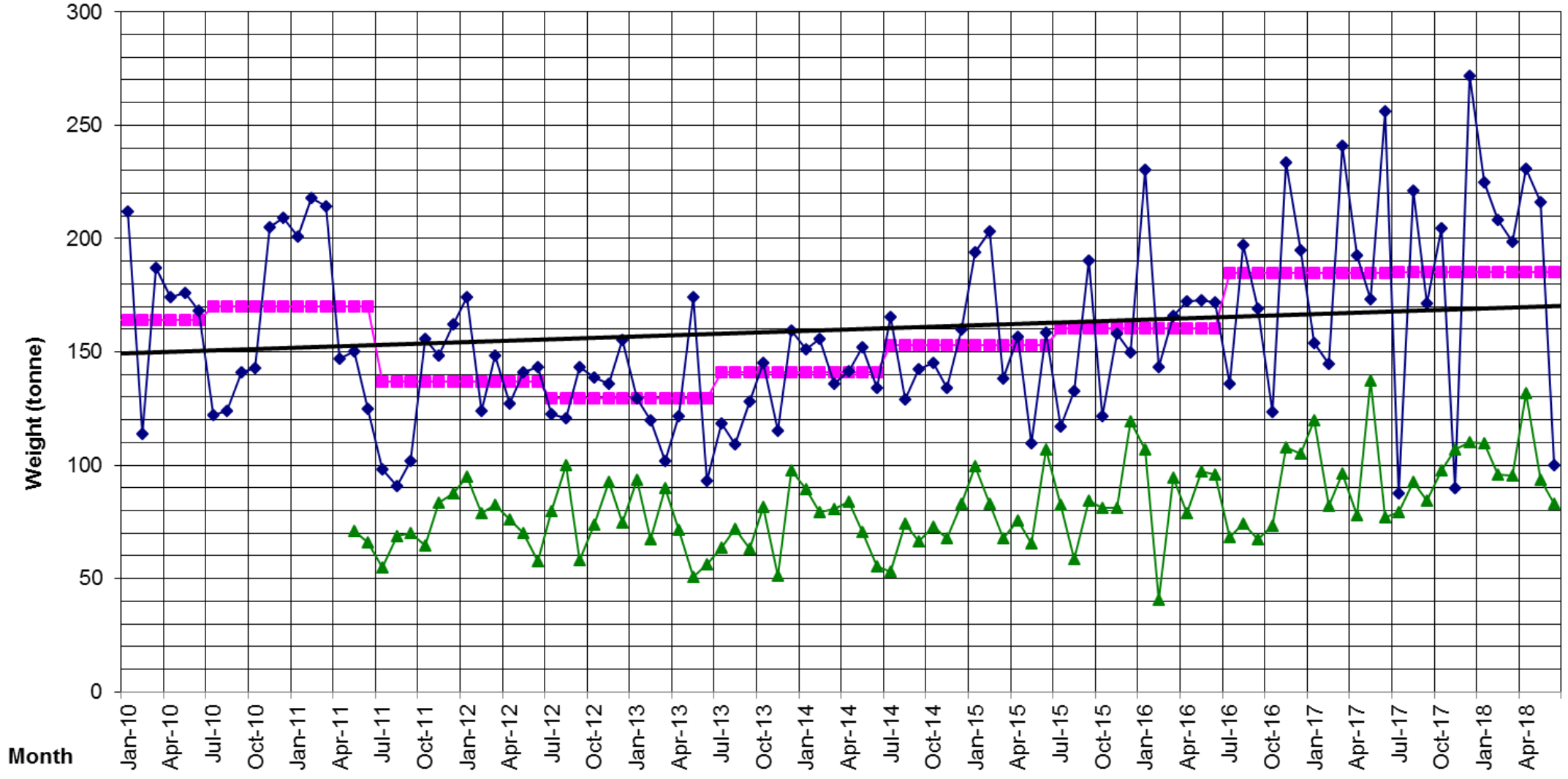
Appendix 1 - Monthly water usage

Water use South Wairarapa District Council



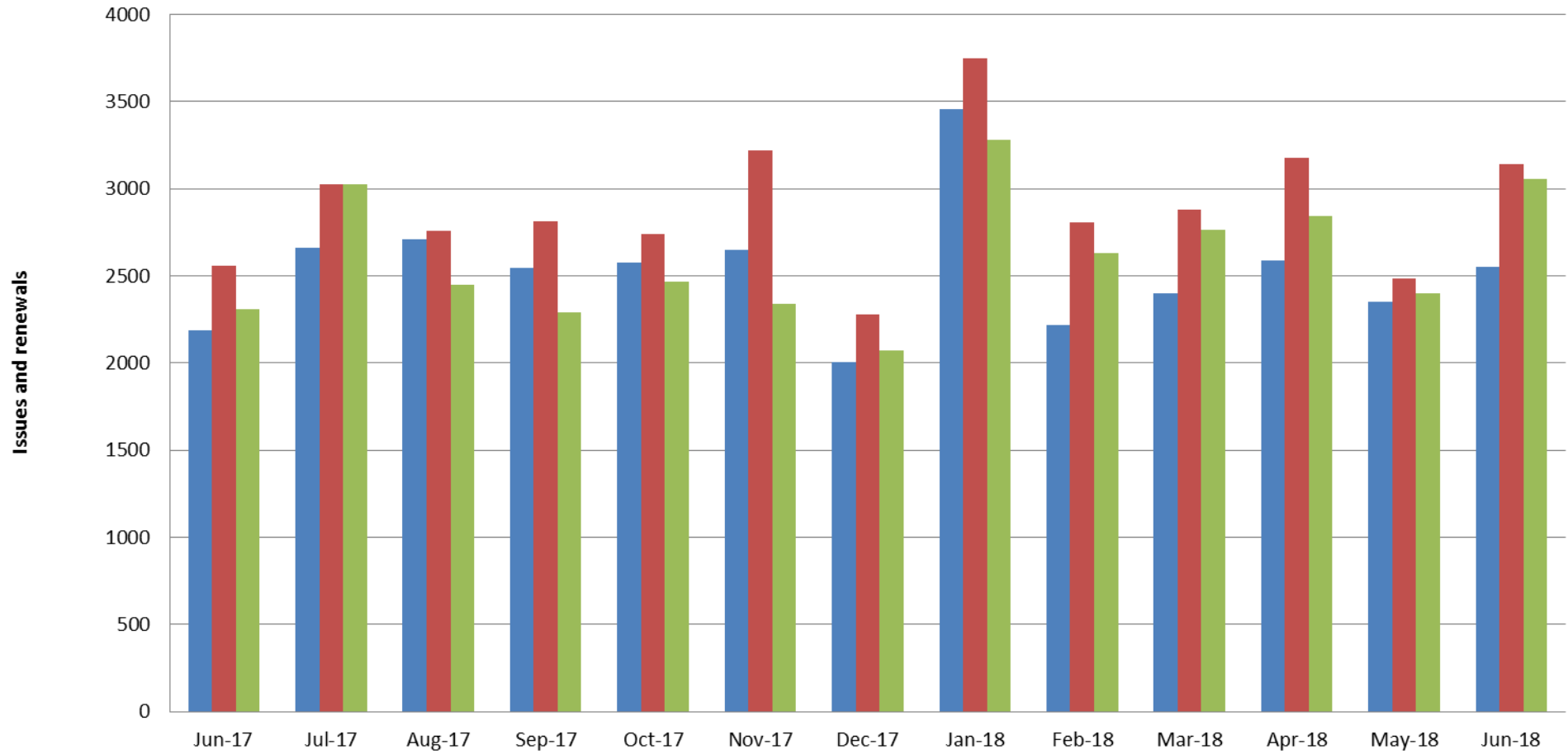
Appendix 2 -Waste exported to Bonny Glen

Monthly weight of waste transferred to Bonny Glen



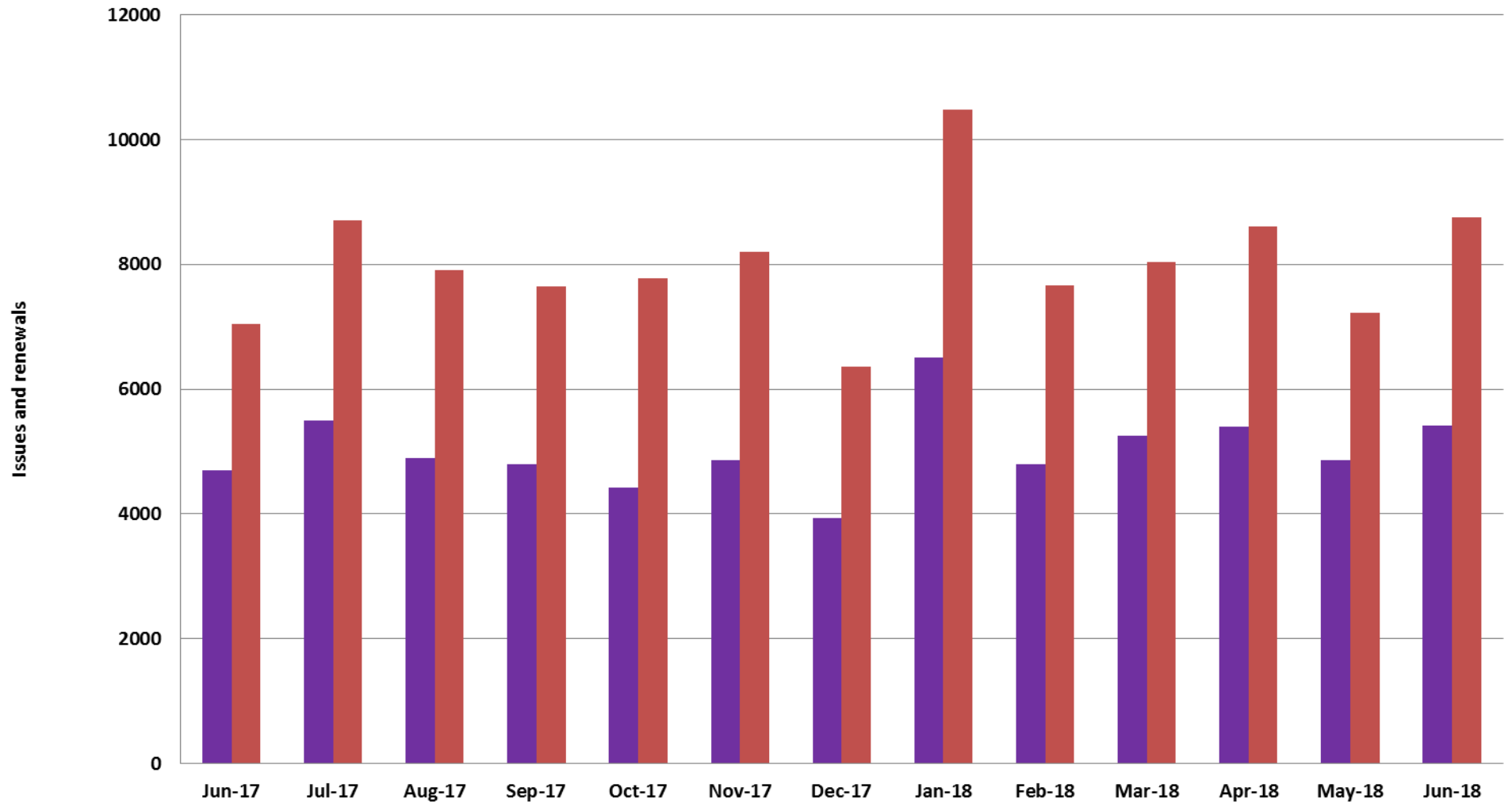
Appendix 3 – Library statistics

South Wairarapa libraries - issues and renewals to June 2018



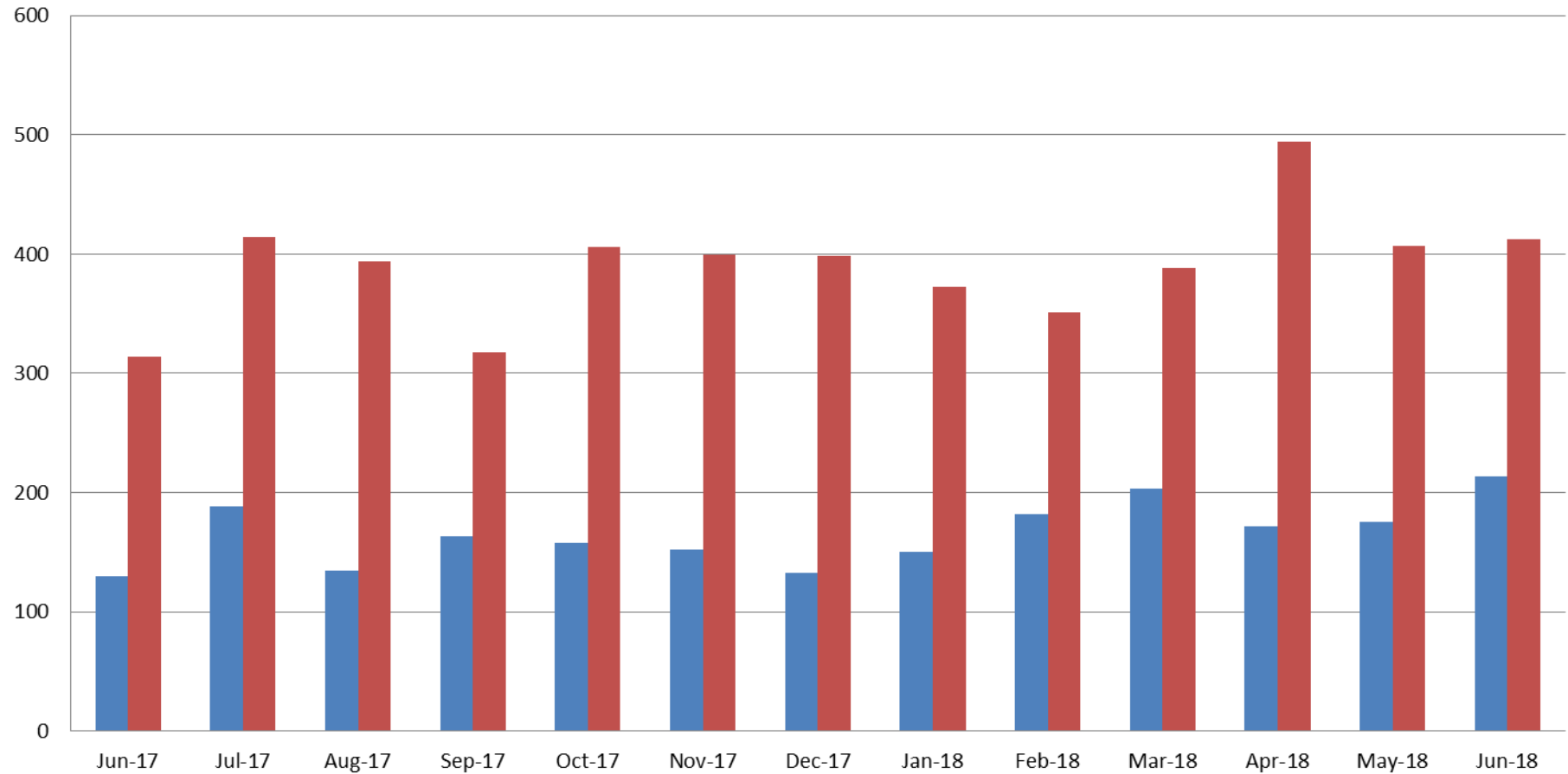
	Jun-17	Jul-17	Aug-17	Sep-17	Oct-17	Nov-17	Dec-17	Jan-18	Feb-18	Mar-18	Apr-18	May-18	Jun-18
■ Featherston	2186	2663	2707	2543	2577	2647	2006	3456	2216	2400	2590	2348	2550
■ Greytown	2558	3023	2756	2811	2738	3218	2278	3748	2809	2878	3178	2483	3143
■ Martinborough	2306	3027	2451	2289	2468	2336	2071	3281	2632	2761	2842	2400	3058

Wairarapa Library Service - issues and renewals to June 2018



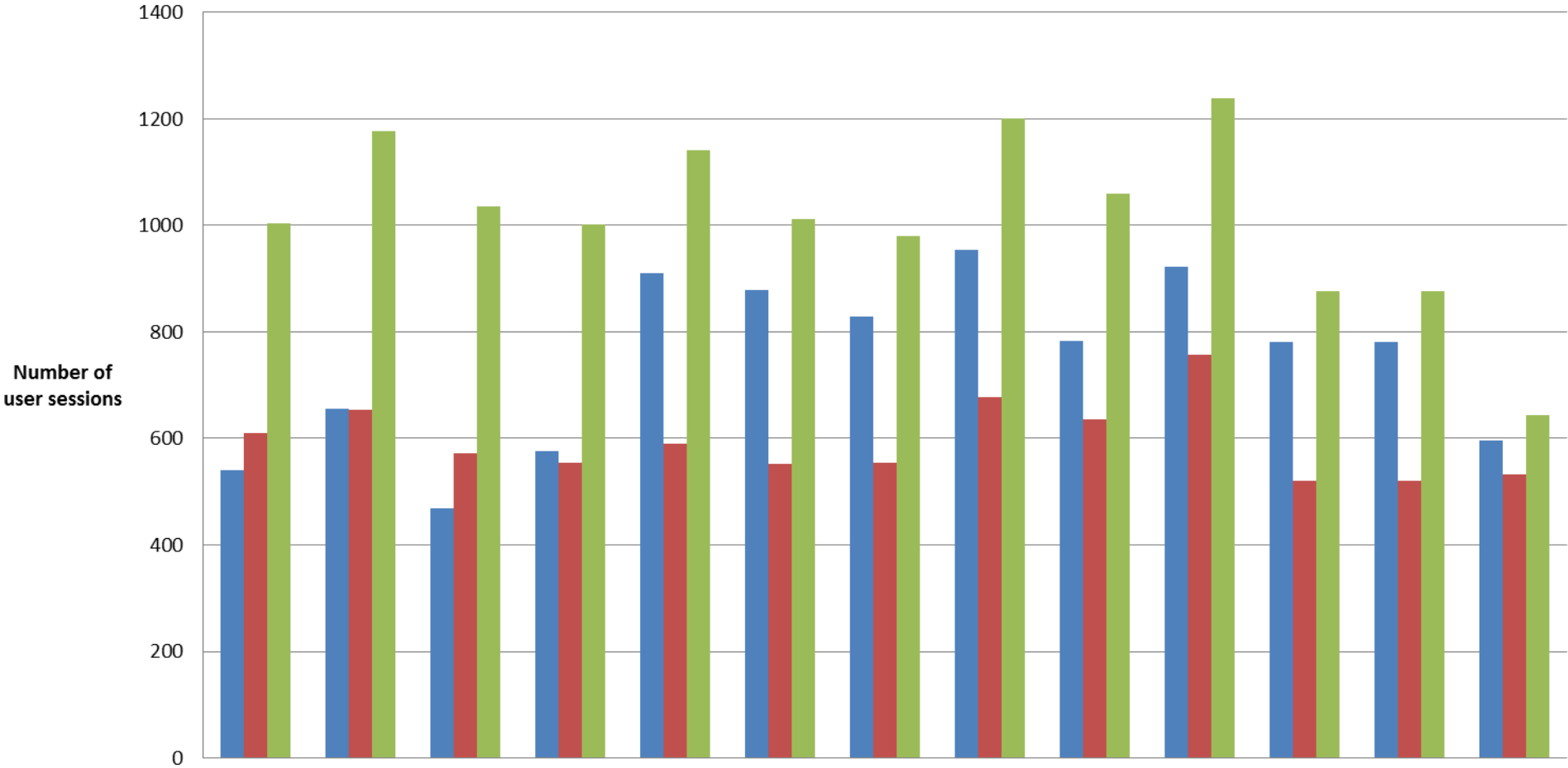
	Jun-17	Jul-17	Aug-17	Sep-17	Oct-17	Nov-17	Dec-17	Jan-18	Feb-18	Mar-18	Apr-18	May-18	Jun-18
■ Carterton	4694	5505	4887	4792	4418	4870	3940	6500	4789	5261	5397	4861	5422
■ South Wairarapa	7050	8713	7914	7643	7783	8201	6355	10485	7657	8039	8610	7231	8751

Wairarapa Library Service - audio and e-book issues to June 2018



	Jun-17	Jul-17	Aug-17	Sep-17	Oct-17	Nov-17	Dec-17	Jan-18	Feb-18	Mar-18	Apr-18	May-18	Jun-18
Audiobooks	130	188	134	163	158	152	133	150	182	203	172	175	213
Ebooks	314	414	394	318	406	399	398	372	351	388	494	407	412

APNK Wi-fi user sessions to June 2018



	Jun-17	Jul-17	Aug-17	Sep-17	Oct-17	Nov-17	Dec-17	Jan-18	Feb-18	Mar-18	Apr-18	May-18	Jun-18
■ Featherston	540	655	469	576	911	879	829	955	784	923	781	781	596
■ Greytown	610	653	572	555	590	553	555	677	636	757	521	521	532
■ Martinborough	1003	1177	1036	1001	1142	1011	981	1201	1060	1239	876	876	643

