

SOUTH WAIRARAPA DISTRICT COUNCIL

9 AUGUST 2017

AGENDA ITEM D3

CHIEF EXECUTIVE OFFICER REPORT

Purpose of Report

To report to Council on general activities.

Recommendations

Officers recommend that the Council:

1. *Receive the Chief Executive Officer Report.*
2. *Repeal the South Wairarapa District Council Earthquake Prone Buildings Policy H/800.*

1. Executive Summary

The Annual Plan was adopted 28 June with the rates increase of 3.92% being in line with the LTP forecast. Progress was made on broader issues including free swimming, accelerated wastewater and footpath/crossing upgrades, and funding set aside for an upgrade of the dog pound. These initiatives followed a good level of input from the public, with clear responses on the matters consulted.

With the passage of the Health Fluoridation Bill, Lawrence Stevenson and I met with Ministry of Health officials to discuss funding and timing of District Health Board decisions. While the Government has set aside some funding, and this is appreciated, the funding is only sufficient to enable the conversion of 20 plants per year across the country.

The LGNZ conference, held in Auckland 23 to 25 July was very well attended; this conference had over 900 attendees and was the largest to date.

Finally, the Local Government Commission announced their Final Proposal for a Wairarapa District Council; it will be good to have this very long running matter resolved one way or another.

2. Governance/Leadership/Advocacy

The following table provides the year to date results for KPI's set for the Governance output.

GOVERNANCE, LEADERSHIP AND ADVOCACY MEASURING SERVICE DELIVERY PERFORMANCE					
SERVICE LEVEL	KEY PERFORMANCE INDICATORS		2016/17	2016/17	COMMENTS
			TARGET	ACTUAL	
Opportunities are provided for the community to have its views heard	Ratepayers and residents feel they can contact a Council member to raise an issue or problem		75%	79%	The National Research Bureau (NRB) Customer Satisfaction survey was carried out late 2016. In addition to the 79% (2014:73% 2011 75%) positive response, 13% (2014; 16% 2011 14%) felt they were unable to comment.
	Ratepayers and residents feel that the Mayor and councillors give a fair hearing to their views		72%	63%	The NRB Customer Satisfaction survey was carried out late 2016. In addition to the 63% (2014; 62% 2011 55%) positive response, 23% (2014:21% 2011 28%) felt they were unable to comment.
Council determines what activities it should engage in through consultation and regulatory requirements then sets clear direction	Ratepayers and residents are satisfied with Council's decisions and actions		80%	70%	The NRB Customer Satisfaction survey was carried out late 2016. In addition to the 70% (2014; 76% 2011 73%) positive response, 14% (2014; 8% 2011 9%) felt they were unable to comment.
	Ratepayers and residents are satisfied with how Council allocates rates/funds to be spent on the services and facilities provided (target peer group age)		79%	65%	The NRB Customer Satisfaction survey was carried out late 2016. In addition to the 65% (2014; 64% 2011 59%) positive response, 14% (2014; 14% 2011 9%) felt they were unable to comment.
Community Boards make decisions that consider local issues	Community Board decision - making reports on local issues		90%	Greytown 98% Featherston 97% Martinborough 97%	This measure reports on the percentage of resolutions made that relate solely to local issues. (year ended 30 June 2016)
	% of ratepayers and residents who know how to contact a community board member		68%	69%	The NRB Customer Satisfaction survey was carried out late 2016. In addition to the 69% (2014; 64% 2011 59%) positive response, 0% (2014; 14% 2011 9%) felt they were unable to comment.
Opportunities are available to raise local issues and understand what will happen as a result	Ratepayers and residents satisfied with the way Council involves the public in the decision it makes		70%	47%	The NRB Customer Satisfaction survey was carried out late 2016. In addition to the 47% (2014; 49% 2011 50%) positive response, 31% (2014; 26% 2011 25%) indicated they were neither satisfied nor dissatisfied, and 5% (2014; 5% 2011 5%) felt they were unable to comment.
Opportunities are available to raise issues relating to Maori through the Maori Standing Committee	The Maori Standing Committee makes recommendations to Council in relation to policy and plan development and resource management applications		100% applicable applications	100%	Maori Standing Committee met on 6 occasions. In total 5 resource consent applications were considered, however due to the timing of the meetings 1 was considered outside normal meetings.(Year ended 30 June 2016)

2.1 Local Government Commission

The Local Government Commission released their "Final Proposal For A Wairarapa District Council" on 18 July.

Timeframes for completion of this process are still variable and are influenced by whether a petition (of 10% or more of electors in South Wairarapa, Carterton, or Masterton Districts) is received by the Commission by 15 November 2017.

If the petition is received by early September, the poll will be held this calendar year. If the petition is received later than this, the poll will need to be deferred until February 2018 due to the general election.

3. Strategic Planning and Policy Development

3.1 Meetings/Conferences

3.1.1. Chief Executive Forum

No CE forum was held.

3.1.2. LGNZ Conference

The above conference, themed "Creating pathways to 2050: Liveable spaces & loveable places" was held in Auckland Sunday July 23 to Tuesday July 25.

This was the largest LGNZ conference to date with over 900 attendees.

As the theme suggests, many of the presentations were aimed at thinking about what communities need and would look like into the future.

A lot of this thinking was technology and statistics based, what will our communities look like in the future, what will their needs be, and how is this achieved, both from an infrastructural asset viewpoint, but also from an amenity and recreational perspective.

An interesting perspective was that direct investment by local authorities was not necessarily imperative; partnerships and private investment are contemporary and necessary ways of achieving change.

While listening to presentations from Sir Bob Harvey (ex Mayor ex Waitakere City); Ludo Campbell-Reid (GM Auckland City Council design office); and Lord Mayor Robert Doyle (City of Melbourne) it became quite apparent that our district is performing very well in terms of transforming the look at feel of our communities. This has been achieved by direct investment, partnerships within the community, and private investment.

Futurist and Global Strategist, Holly Ransom, gave an inspired presentation on future proofing our communities. A key point made is that "We no longer have the luxury of stability – change is constant and the velocity is only intensifying".

It will be interesting to bear this in mind as we move into another LTP round, and compare community views to those expressed only three years ago.

3.1.3. Mayoral Forum

No Mayoral forum was held.

3.1.4. Community Boards

A further round of Community Board meetings were held.

3.1.5. Earthquake prone buildings policy.

On 1 July 2017, section 23(1) of the Building (Earthquake-prone Buildings) Amendment Act 2016 (2016 No 22) removed the requirement for local authorities to maintain an earthquake prone buildings policy.

The Amendment Act incorporates the earthquake prone buildings obligations into the Building Act 2004.

Accordingly, we should repeal SWDC's Earthquake Prone Buildings Policy (H800), firstly the regime has changed and is covered by legislation, and secondly to avoid having an operative policy that could lead to a conflict between policy and legislation.

4. Corporate

4.1 Financial Statement

The Financial Statements and Financial Report for the year ended 30 June 2017 are being prepared; these are far more involved than the normal monthly management reports, and will be circulated in due course.

4.2 Occupational Health and Safety

We continue to make good progress on health and safety matters. No matters were reported during the period. A tabled update will be provided.

4.3 Waihinga Centre/Martinborough Town Hall

The project continues as planned, completion as previously advised will be somewhere around May next year.

The financial report will be tabled.

4.4 Claims – Coastal Recognition Orders

There has been little movement on this matter, apart from receiving a number of additional claims.

The following was reported in my last report; it is included here for reference. This will be a long process.

We have been notified of approximately 16 claims under the Marine and Coastal Area (Takutai Moana) Act 2011.

In each of the claims the respondents are South Wairarapa District Council; Wellington Regional Council; and The Solicitor General on behalf of the Attorney General.

The orders sought are for protected customary rights and customary marine title over certain areas.

There has been a flurry of activity in regard to this matter as all claims had to be lodged by the end of April.

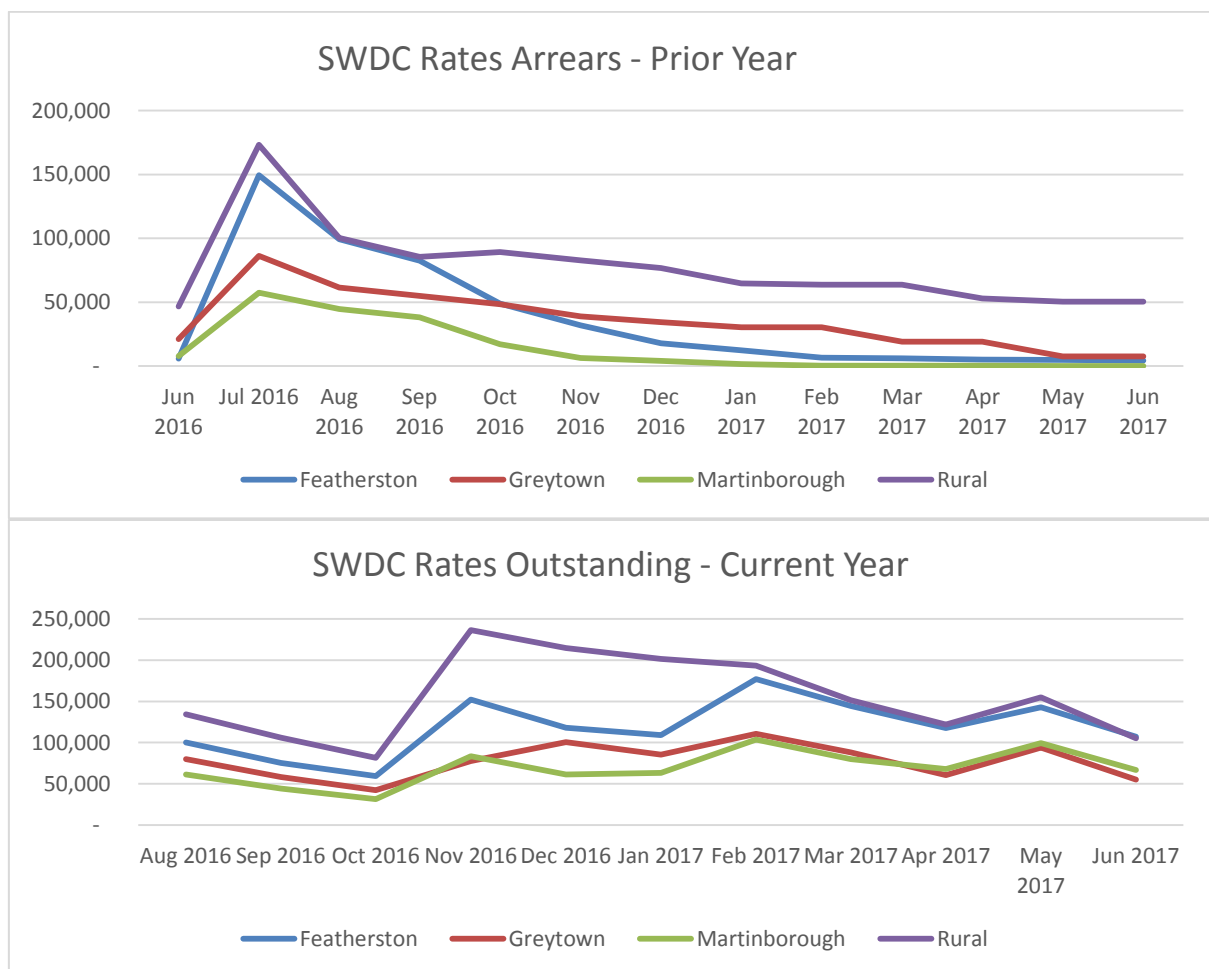
Simpson Grierson are handling this initial phase on our behalf.

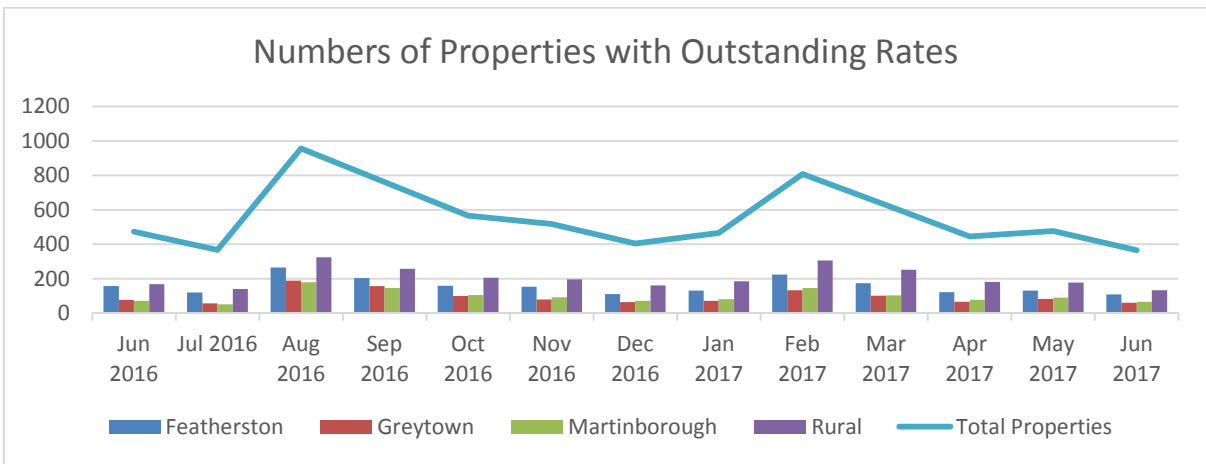
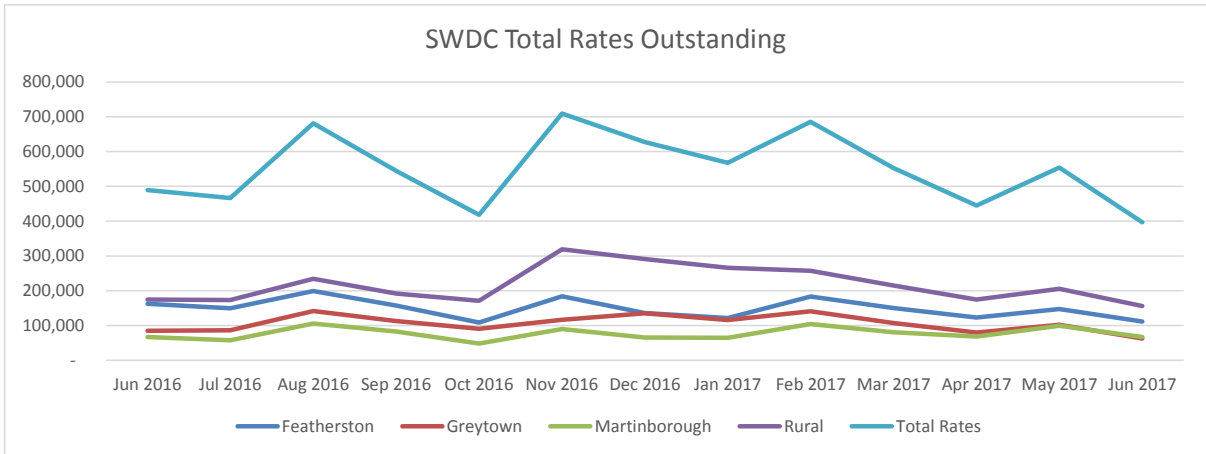
The legislation does not specify a process for consideration of these claims, the High Court will be deciding on procedural matters.

There may be some impact on SWDC in relation to various coastal consents we hold, Roding and the like.

4.5 Rates Arrears (Incl. GST)

The continued good work on the rates debt front shows in the trends. As previously discussed, these trends are very sensitive and can change, however our consistent approach appears to be paying dividends.





4.6 LGOIMA Requests

DATE	TOPIC OF INFORMATION REQUEST	REQUEST RESPONSE
31 May (Wairarapa Times Age)	Expenditure on food and drink (alcoholic and non-alcoholic) for the financial year to date (July 1, 2016 – May 31, 2017)	Information provided
20 June (Mary Byrne)	How many water supplies are operated by the Council? What area each supply? How many people are in each of those areas.	Information provided
27 June (Tom Hunt, Fairfax)	Spend on gifts for elected members and staff	Information provided
29 June (Jez Partridge)	What the STEM threshold to be able to list a tree as Notable in the District Plan.	Information provided
20 July (Katrina Shanks, Funeral Directors Association of NZ)	Details of funeral directors/home, funding models applied to cemeteries etc., future plans and statistics relating to burials and cremations.	Information provided

We continue to charge for those requests that require more than 1 hour and 20 pages of material. This charging regime is standard and used by central Government.

Contact Officer: Paul Crimp, Chief Executive Officer