

# SOUTH WAIRARAPA DISTRICT COUNCIL

23 APRIL 2014

---

## AGENDA ITEM D2

### INFRASTRUCTURE AND SERVICES GROUP REPORT

---

#### **Purpose of Report**

To update Councillors on the Infrastructure and Services Group activities

#### **Recommendations**

Officers recommend that the Council:

1. *Receive the information.*

#### **1. Group Manager Highlights**

Water supply works are continuing at the new bore site with more detailed design to ensure the facility is as multi-purpose and resilient as possible. Council is currently arranging for power to be supplied to the site to ensure works can be undertaken without the need for generators.

The tender process for the Councils road maintenance contract has closed off with the individual and "group tender" option to be evaluated. Other contracts such as the "streetlight Maintenance 2014-17" contract are currently being advertised as "Group contracts" with Masterton District Council and Carterton District Council. Where services can be delivered via a better economy of scale or reduced administration, contracts will be done together, for example the current two years footpaths will be run with Carterton District Council.

The three waste water consents are continuing as planned and consultation is ongoing and in places quite detailed.

Councils "Waste Minz" expenditure was audited and council has received a positive draft report for comment. The main recommendation was for carrying out some form of analysis in the selection of projects covered.

The recent weather and the urban effects that resulted, subjectively seem to have been dealt with well in all areas. With the towns displaying far less localised flooding than in prior seasons, the new contract appears to be working well. With some recent personnel changes, work on communications needs to be reinforced. Extra claims will be lodged with NZTA for the major areas after a detailed joint drive over.

## 2. Water Supply

*SERVICE LEVEL – Council provides reliable and safe drinking water supplies. Water provided is safe to drink and there is adequate water for urban fire fighting.*

### 2.1 Key Performance Indicators

WATER SUPPLY KEY PERFORMANCE INDICATORS	TARGET 2013/14	RESULT	COMMENT SOURCE, AND ACTIONS TAKEN TO ACHIEVE TARGET
Compliance with resource consent conditions/water permit conditions to "mainly complying" or better	95%		Council provides annual report to Greater Wellington for water supply consents. The compliance reports are available to Council Sept/Oct yearly.
Water supply systems comply with Ministry of Health Bacteriological Drinking Water Standards guidelines 2000**	95%		Ministry of Health supplies Council with compliance reports 6 months after year end. Reports apply to previous year.
Ratepayers and residents satisfied with level of service for water	75%	60%	NRB Survey 2013
Urgent (dirty, cloudy, smelly, or bad tasting water or no water at all) requests for service responded to within 1 day	95%		CEMs and drinking water complaints. Officer to complete
Fire hydrants tested annually that meet NZ Fire Service Code of Practice	100%	33% per year	There is a requirement of testing all Council hydrants over a 5 year period - The costs to this will be about \$20 per test. Requirements will be 40 hydrants over 3 towns annually = 120. x \$20 = \$2400 annually to meet the required amount of testing

### 2.2 Consents

#### 2.2.1 Water

No issues for the month. While it had been reported that there had been issues with EColi this was factually incorrect. Council had historically had samples fail at the lab. These are followed up immediately but further samples and confirmation testing of which has cleared the original indiscretion. This can be caused by a range of factors all of which are not water quality related.

#### 2.2.2 Water Supply Capital Improvements

Works are continuing at the bore field with delays in developing power to the site due to the inability to put a streamlined contract together.

Site meetings have been held with City care, Opus and all those involved in the project to ensure good coordination of all works.

### 2.3 Water Treatment Plants

The Greytown and Featherston water treatment plants operated routinely throughout the period.

Due to water quality issues experienced in Martinborough the proposal is to add 10 extra flushing points onto the current weekly schedule. The points are more wide spread than the existing – The reasoning behind this is to give us a better overall indication of water quality as well as creating a wider draw off area. The increase in systematic flushing will force more water to move through the reticulation to remove manganese, rust and sediments that can collect in the system.

This over a three month period is intended to give us enough data so that we can track if there is an improvement, and we can re-evaluate the schedule using the collected data.

River levels have been monitored, and they have remained above the trigger points, therefore no water restrictions have been implemented.

## 2.4 Water Reticulation

There were 21 water reticulation repairs reported and rectified during the period.

## 2.5 Water Races

Council contractors City Care Ltd have been performing the routine monthly inspections and blockage clearing of the water race network to maintain satisfactory flows. There were four reported accounts for blockage clearing or no water flow for the Moroa and Longwood network over the period. Notices to land owners where required for water race cleaning have been sent out.

A boulder on the headwall at the Moroa Water Race intake was dislodged and was reducing the flow in the water race as it was covering the headwall intake pipe. Complaints of low flow from rural areas were reported to Council contractors. They responded by removing the boulder from the headwall intake to increase the flow. The boulder was placed on the bank near the intake to help prevent erosion.

# 3. Waste Water

*SERVICE LEVEL – Council provides waste water services that effectively collect and dispose of waste water. Waste water does not create any smells, spill or health issues and causes minimal impact on the natural environment.*

## 3.1 Key Performance Indicators

WASTE WATER KEY PERFORMANCE INDICATORS	TARGET 2013/14	RESULT	COMMENT SOURCE, AND ACTIONS TAKEN TO ACHIEVE TARGET
Number of blockages per 1000 connections	10		
Ratepayers and residents satisfaction with waste water services	70%	60%	NRB Survey 2013
% of resource consent conditions complied with to mainly complying or better**	90%		Council provides annual report to Greater Wellington for water supply consents. The compliance reports are available to Council Sept/Oct yearly.
Proportion of urgent waste water service requests responded to within 6 hours of notification	95%		

## 3.2 Consents

### 3.2.1 Martinborough WWTP

The final Martinborough consent application has been lodged with GWRC and we are now awaiting the public notification (i.e. the call for submissions from interested persons/parties). We had initially expected notification on April 19th, but this now looks like it will be April 26th due to a key staff member bereavement at GWRC. Following notification there will be a four

week period for people to make submissions. GWRC may then request further information on the basis of those submissions (if answers are not already provided within the application), and GW may also set up pre-hearing meetings prior to the formal hearing. SWDC would use this opportunity to clarify any misunderstanding of the proposal and try to minimise the number of issues going through to the formal hearing.

### **3.2.2 Featherston WWTP**

The Featherston application is currently being finalised on the basis of the targeted I/I reduction programme (Stage 1) and the commissioning of the High Rate Treatment Plant (Stage 2). The detailed assessment of effects on Donald's Creek / Abbott's Creek / Lake Wairarapa is currently being completed, both across Phase 1 (I/I programme), and following implementation of the high rate treatment (HRT) plant. The application is based on the submitted Martinborough format, including the format of conditions, to provide consistency. We hope to have a draft with SWDC for approval by the last week of April for submission to GWRC on the first week of May.

### **3.2.3 Greytown WWTP**

An extension was granted by GWRC to enable specific engagement with the Papawai Marae and residents of the Papawai area. This has been successful to the extent that the community now have a full understanding of the preferred solution, and the reasons for the chosen option. A lot of discussion has been had on the irrigation of treated effluent to land in the area immediately adjoining the dwellings on Pah Road. Information on potential effects and on the detailed irrigation design process prior to any irrigation occurring has been provided. This included the Management Plan development process; examples of conditions of consent; examples of similar activities (e.g. Taupo); the condition review process; the single point of contact/compliance; and the Community Liaison Group process. The Greytown application will be very similar to Martinborough in terms of format and conditions, as the proposal itself is very similar. AWT will turn their assessment of effects to Greytown once they have finished on Featherston.

There will be some work required to confirm the effects assessment on the Papawai Stream, given this is the initial receiving environment. The information is available, it just needs to be pulled together and assessed in the context of the current proposal.

## **3.3 Wastewater**

Testing had begun in Featherston for infiltration and ingress in the most vulnerable parts of the system. This work will determine the methods of repair and assist in quantifying the amount of reduction achievable in this area.

### 3.4 Wastewater Treatment Plants

The Greytown, Martinborough and Featherston wastewater treatment plants operated routinely over the period. Normal monitoring for flow and compliance reporting continued throughout the period.

### 3.5 Wastewater Reticulation

There were two reported pipeline blockages during the period.

The flow data has been analysed following on from the Featherston groundwater infiltration investigation completed late last year. The section of network which has the highest infiltration levels has been identified. Intergroup have now started cleaning the mains, and will start the CCTV work in the week of 14 April. This work is expected to be completed near the end of April.

## 4. Storm Water Drainage

*SERVICE LEVEL – Stormwater drains are well operated and maintained by the Council.*

### 4.1 Key Performance Indicators

STORM WATER DRAINAGE KEY PERFORMANCE INDICATORS	TARGET 2013/14	RESULT	COMMENT SOURCE, AND ACTIONS TAKEN TO ACHIEVE TARGET
% of ratepayers and residents satisfied with stormwater drains	50%	54%	NRB Survey 2013
% of urgent (any blockage causing extensive flooding of buildings or other serious flooding) requests for service responded to within 5 hours	90%		

## 5. Solid Waste Management

*SERVICE LEVEL – Recycling stations are accessible and maintained. Refuse and recycling collection services are provided and waste minimisation actively promoted.*

### 5.1 Key Performance Indicators

95% of complaints received are dealt with the same day or within 24 hours

WASTE MANAGEMENT KEY PERFORMANCE INDICATORS	TARGET 2013/14	RESULT	COMMENT SOURCE, AND ACTIONS TAKEN TO ACHIEVE TARGET
Number of communities with recycling centres	6	6	Recycling centres at Greytown, Featherston, Martinborough, Pirinoa, Tukurumuri and Hinakura.
Volume of waste disposed out of district	Decreasing by 2.5%	30.4%	
% of ratepayers and residents satisfied with the level of service	90%	66%	NRB Survey 2013

### 5.2 Waste Management

A review of the installation of dual bins in public areas was discussed. These had not been successful in QE2 Park due to contamination/abuse and had high cost of installation and contamination as issues.

Waste Levy audit on the 17 March was very successful with good accountability and systems to track expenditure. In future this grant funding must be seen to be spent on appropriate things i.e. recycle bins and have appropriate analysis such as whole of life project costing.

Greytown transfer station has been identified as expensive to run. Also complaints received range from traffic, road width, cues and being a very busy site. A suggested review of location and possible options as this site is now located next to a new sub division and town needs are changing. CDC commented on costs to Carterton rate payers if Greytown was to close and the possibility this may happen under a merger of councils.

Greytown site may have potential wet/smell issues over winter due to cycle trail and subdivision interference with soak/drainage

New Vehicles will be arriving for the contract in July. Earthcare will arrange advertising when new kerbside truck arrives about July. Older vehicles are still in use for excess/maintenance coverage.

Earthcare will update the Earthcare brochure and send to Kara in Martinborough before the next meeting for review.

### **5.2.1. Paint recycling contract**

3R Paint Collection contract has been signed by Masterton Council. The agreement is very complex due to hazardous goods. It was agreed Carterton and South Wairarapa councils will sign their own contracts and separate billing under the same contract.

## **6. Land Transport**

*SERVICE LEVEL – Roads are maintained to ensure they are safe and comfortable to travel on. Footpaths can be safely used to get around town.*

### **6.1 Key Performance Indicators**

<b>LAND TRANSPORT KEY PERFORMANCE INDICATORS</b>	<b>TARGET 2013/14</b>	<b>RESULT</b>	<b>COMMENT SOURCE, AND ACTIONS TAKEN TO ACHIEVE TARGET</b>
Using the RAMM measurement system, average smooth travel exposure on urban roads to be 85% and rural roads 95% with maximum variation of 5%	95%		
Ratepayers and residents fairly/very satisfied with the roads	82%	75%	NRB Survey 2013
(20km ± 10% variation) sealed roads are resealed each year subject to availability of NZTA subsidy	100%		
The pavement condition index as measured by the NZTA pavement integrity index	95%		
The number of crashes causing injuries is reduced	Group and control average		
Ratepayers and residents are satisfied with footpaths in the district	70%	66%	NRB Survey 2013
Availability of footpaths on at least one side of the road down the whole street	90%		

### **6.2 Roding Maintenance – Oldfield Asphalts**

Inspections have taken place on several unsealed roads and road maintenance methods will be discussed with the contractor. While unsealed

roads should be treated and driven on as such there are areas that can be improved via changes in methodology and frequency's.



The recent rains have caused a lot of minor slips and drop-outs as well as localized flooding. Council will be seeking extra funding via NZTA to cover this.

### **6.3 Tenders for Contracts**

The New Roads maintenance contract has closed and has been evaluated by all three councils. The final report will be put to council in the coming weeks showing the outcome and costs for the next three years.

Other related tenders are currently the shared services footpath contract with CDC and the Street-lighting contract with all three Wairarapa councils.

## 7. Amenities

*SERVICE LEVEL – Parks and reserves enhance the quality of life in our communities. Our playgrounds are safe and enjoyed by the community. Clean safe public swimming pools can be accessed in the District. Provision of some low cost housing for the elderly (or in line with Council policy) in each town. Well maintained hall facilities that are available for the public to book. Public toilets are convenient, clean and safe. There is a wide range of library stock including up to date material.*

### 7.1 Key Performance Indicators

AMENITIES KEY PERFORMANCE INDICATORS	TARGET 2013/14	RESULTS	COMMENT SOURCE, AND ACTIONS TAKEN TO ACHIEVE TARGET
Users satisfied with parks and reserves	90%	95%	NRB Survey 2013
Ratepayers and residents are satisfied with Council playgrounds	75%	94%	NRB Survey 2013
Council playground equipment that meets national standards	95%		
Council pools comply with NZ swimming pool water testing standards	95%	84%	High HPC levels in Featherston main pool, Greytown learners and main pools, Martinborough learners pool
Ratepayers and residents satisfaction with Council swimming pools	70%	78%	NRB Survey 2013
Occupancy of pensioner housing	97%	98%	Pensioner housing records
Ratepayers and residents satisfied with town halls use	77%	84%	NRB Survey 2013
Ratepayers and residents satisfied with public toilet facilities	60%	95%	NRB Survey 2013
Taking programmes out into the community and providing a wide variety of programmes in the library	>3 per library	5 per library	Library records
Ratepayers and residents satisfied with libraries	97%	87%	NRB Survey 2013

### 7.2 Graffiti

**Table 1 – Graffiti Strikes March 2014**

TOWN	STRIKES ON SWDC PROPERTY	STRIKES – OTHER PROPERTY	TOTAL STRIKES	LOCATION
Featherston	41	0	29	2 x strikes on road outside 65 Watt St, 5 x strikes Public Toilets, 17 x strikes swimming pool changing rooms (men's and women's), 2 x strikes back of Library shed, 3 x strikes cnr Watt & Fox St on walkway entrance
Greytown	8	0	8	8 x Strikes Stella Bull Park building
Martinborough	0	0	0	
Rural and coastal	11	1	12	1 x strike Cape Palliser light house, 11 x strikes (10 reported 10/3 and 1 reported 4/3)'Welcome to Featherston' sign at top of Rimutakas



**Table 2 – Graffiti Strikes July 2013 – March 2014**

TOWN	JUL	AUG	SEP	OCT	NOV	DEC	JAN	FEB	MAR	TOTAL
Featherston	5	1	1	50	44	12	10	3	29	<b>155</b>
Greytown	0	0	1	0	0	0	0	1	8	<b>10</b>
Martinborough	0	0	2	3	0	0	9	0	0	<b>14</b>
Rural and coastal									12	<b>12</b>
<b>TOTAL</b>	<b>5</b>	<b>1</b>	<b>4</b>	<b>53</b>	<b>44</b>	<b>12</b>	<b>19</b>	<b>4</b>	<b>49</b>	<b>191</b>

### **7.3 Non-Graffiti Vandalism**

**Table 3 – Vandalism Strikes March 2014**

TOWN	STRIKES ON SWDC PROPERTY	STRIKES – OTHER PROPERTY	TOTAL STRIKES	LOCATION
Featherston	4	0	4	1 x bench seat at Featherston Library, 1 x rubbish bin lid at skate park, 2 x fence palings kicked in at Featherston Library.
Greytown	0	0	0	
Martinborough	0	0	0	

**Table 4 – Vandalism Strikes Jan 2014 – March 2014**

TOWN	JAN	FEB	MAR	APRIL	MAY	JUN	TOTAL
Featherston	14	9	4				27
Greytown	2	0	0				2
Martinborough	3	0	0				3
Rural and coastal	0	0	0				0
<b>TOTAL</b>	<b>19</b>	<b>9</b>	<b>4</b>				<b>32</b>

### **7.4 Playgrounds**

We are sourcing replacements for two pieces of equipment at Martinborough (slide and carousel). If these are not required in the new playground created in the Town Hall development, they will be available for relocation to other South Wairarapa playgrounds.

### **7.5 Sports fields and facilities**

The regular meeting of Soldiers' Memorial Park users is scheduled for Monday 14 April.

### **7.6 Pensioner housing**

There has been no movement in the flats. Six monthly flat inspections were carried out on the 24<sup>th</sup> and 27<sup>th</sup> of March, and all residents seem very

settled. The waitlist is currently seven people for Martinborough, five for Greytown and ten for Featherston. There has been a noticeable increase in enquiries about community housing and in the last month four application forms have been sent out. A full condition assessment of all flats will be carried out by Opus in the next few months.

## **7.7 Parks and Reserves**

### **7.7.1 Greytown**

Greytown's off-leash dog park at the end of Cotter Street is almost complete, and we are just waiting for the Lions to add the finishing touches. Local dog agility enthusiasts have shown interest in providing some agility equipment at the park.

## **7.8 Toilets**

### **7.8.1 South coast**

Planning is underway for a replacement to the current "long-drop" toilet at the Ngawi surf break. The proposal is going to the May meeting of the Maori Standing Committee for approval.

## **7.9 Properties**

### **7.9.1 Featherston**

The Amenities Manager will meet with Featherston councillors and Featherston Community Board later this month to present the condition reports and programme for the Anzac Hall works.

### **7.9.2 Greytown**

The Old Library in Stella Bull Park is listed with Property Brokers and is currently being advertised as available for lease. There have been three or four enquiries but no proposals have yet been received. Meanwhile the building continues to attract short-term hires, particularly as retail space over weekends.

## **7.10 Cemeteries**

### **7.10.1 Featherston**

There were two burials in March. Work is underway on the construction of the third ashes wall.



### **7.10.2 Greytown**

There was one burial in March. The first public in-ground ashes beam has been installed at Greytown Cemetery. There are already three plots reserved, with one interment pending.



### **7.10.3 Martinborough**

There were two burials in March.

### 7.11 Swimming Pools

This season finished on 16 March 2014. February & March statistics are provided in tables 5 & 6 below.

**Table 5 – Public opening hours, swimmer numbers for all pools February**

	Greytown	Featherston	Martinborough
<b>February</b> swimmer numbers	1228	<b>338</b>	823
Concessions as %age of total swimmers	47%	19%	37%
Peak day	16/02/2014 : 153	16/02/2014 : 53	20/02/2014: 99
Number of unattended days	1	3	1

**Table 6 – Public opening hours, swimmer numbers for all pools 1–16 March**

	Greytown	Featherston	Martinborough
<b>March</b> swimmer numbers	193	58	224
Concessions as %age of total swimmers	13%	52%	37%
Peak day	2/03/2014 : 55	2/03/2014 : 21	2/03/2014: 33
Number of unattended days	2	7	1

**Table 7 - 2013/2014 Swimmer numbers**

	Greytown	Featherston	Martinborough	TOTAL
December (incl 30 Nov)	948	768	1043	2759
January	1630	643	1508	3781
February	1387	342	912	2641
March	238	58	262	558
<b>TOTAL</b>	<b>4203</b>	<b>1811</b>	<b>3725</b>	<b>9739</b>

Attendance numbers for the 2013/14 season are down overall on the 2012/13 season, dropping from 12,470 swimmers to 9739 – a difference of 2731 swimmers. Greytown Pool swimmer numbers were down by 13%, Featherston by 40% and Martinborough by 19%. This has had a flow-on effect on revenue, down from \$24,665.00 for the 2012/13 season to \$16,899.30 for the 2013/14 season – a difference of \$7,765.70 which is a 31% reduction.

Featherston pool swimmer numbers were lower than Greytown and Martinborough in both the 2012/2013 and 2013/14 swim seasons.

Officers are looking at strategies to increase swimmer numbers at the pools for the 2014/15 swim season. When the next two inflatable toys are purchased and getting moved around the pools, these will be a great incentive. Officers are also looking into running learn to swim classes at all three pools during the summer school holiday period.

## 7.12 Campgrounds

The lessees of the Greytown Campground, Neil and Ann Smith, are surrendering the lease at the end of April due to Neil's ill-health. A temporary campground manager will be appointed while a new leasing process is undertaken.

## 8. Civil Defence and Emergency Management

Due to the current events having been isolated within the council boundary the Wairarapa CDEM had not been utilised.

Council is currently reviewing the new Civil defence plan and a report will come to council for any confirmation of structures and roles.

*SERVICE LEVEL – People are prepared for a civil defence emergency.*

### 8.1 Key Performance Indicators

CIVIL DEFENCE AND EMERGENCY MANAGEMENT KEY PERFORMANCE INDICATORS	TARGET 2013/14	RESULTS	COMMENT SOURCE, AND ACTIONS TAKEN TO ACHIEVE TARGET
Ratepayers and residents are prepared for an emergency	65%		NRB Survey 2013
Regional Civil Defence Emergency Plan developed and implemented	Implemented		

## 9. Libraries

**9.1** Recruitment is underway to fill two vacant Library Assistant positions and to increase the pool of casuals. Interviews will be held before Easter.

### Statistics all Libraries

See Appendix 3 for issues and transactions statistics.

## 10. Appendices

Appendix 1 - Monthly Water Usage

Appendix 2 – Waste Exported to Bonny Glen

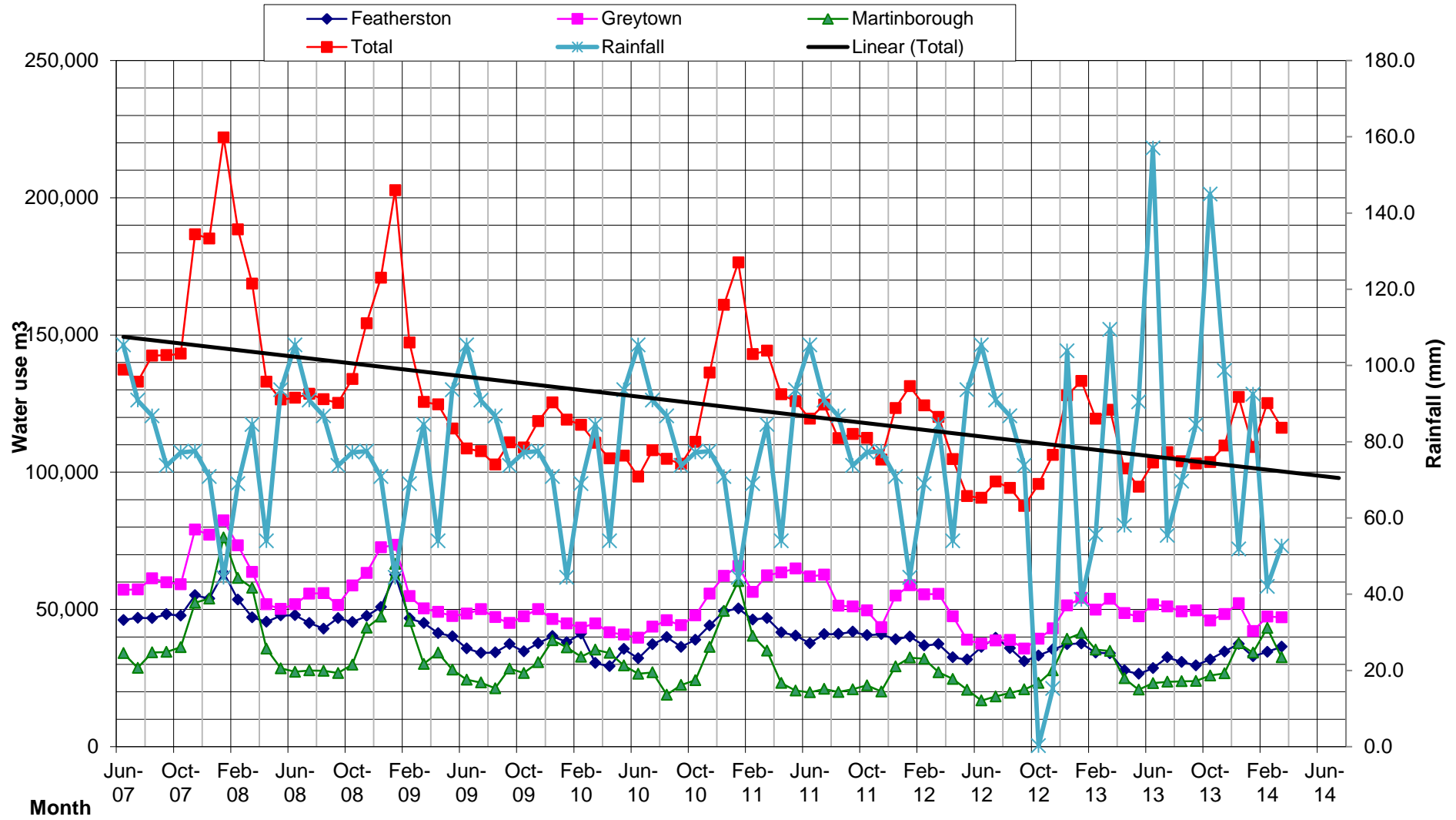
Appendix 3 – Library Statistics

Contact Officer: Mark Allingham, Group Manager Infrastructure and Services

Reviewed By: Paul Crimp, Chief Executive

# **Appendix 1 – Monthly Water Usage**

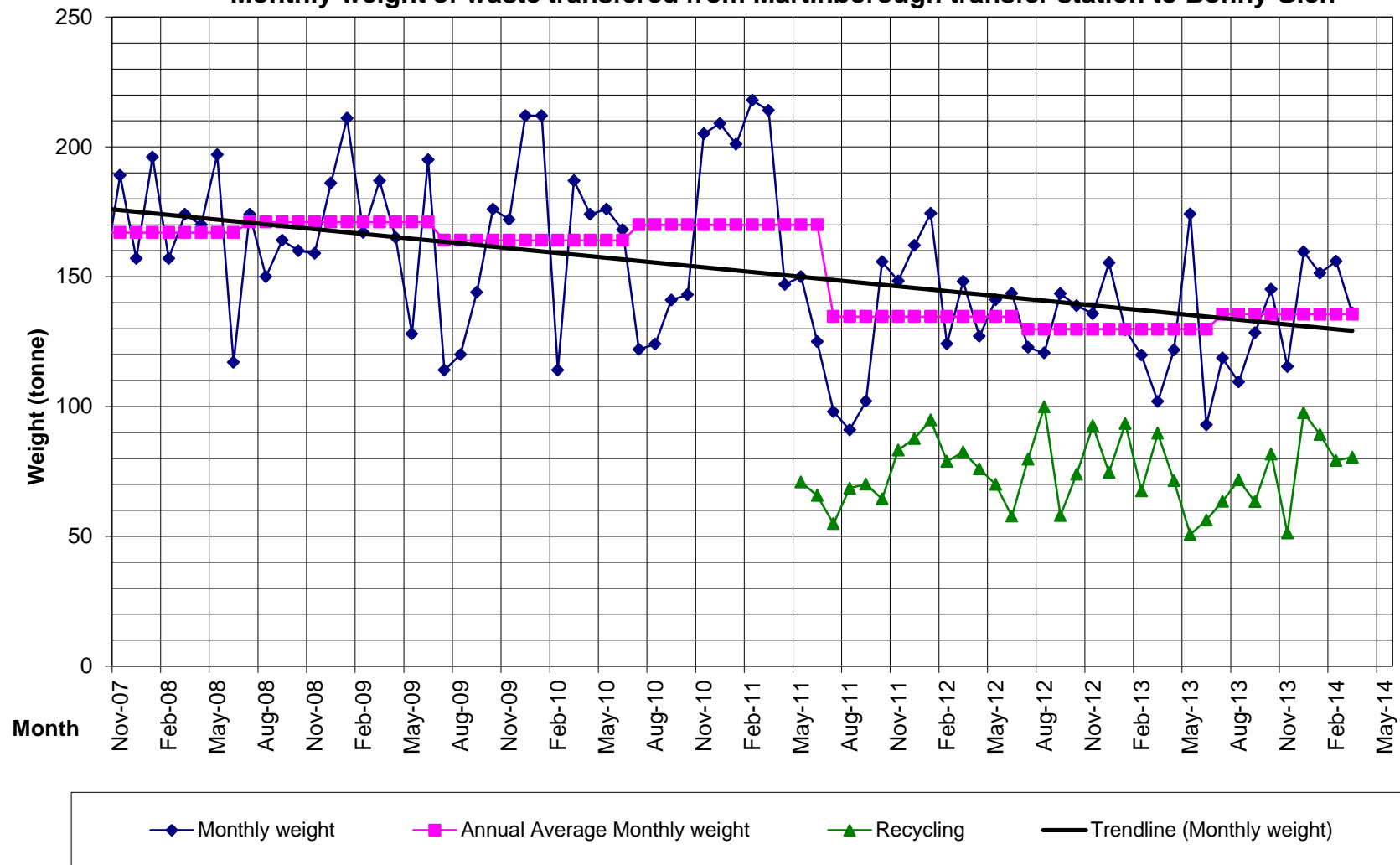
### Water use South Wairarapa District Council



# **Appendix 2 – Waste Exported to Bonny Glen**

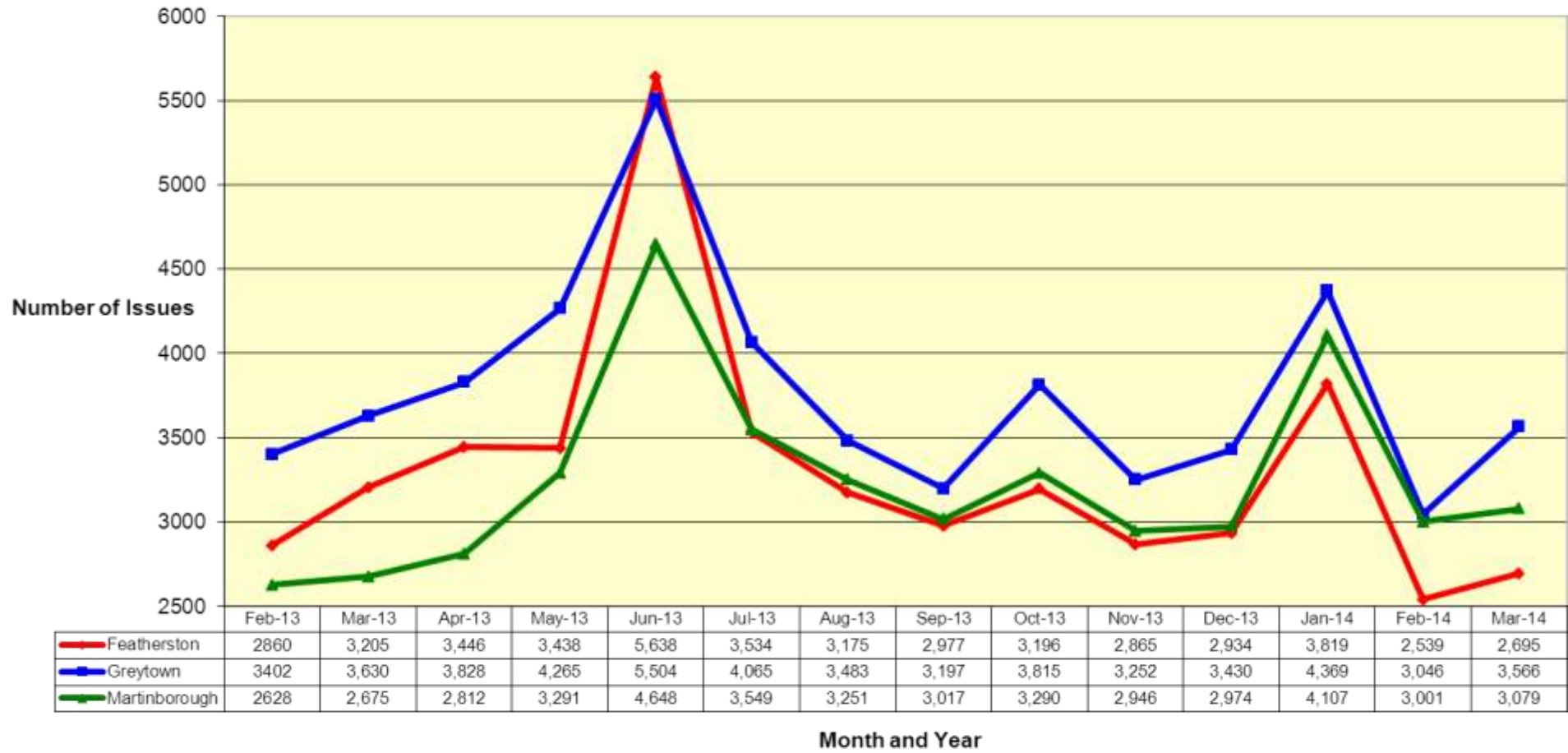


Monthly weight of waste transferred from Martinborough transfer station to Bonny Glen



# **Appendix 3 – Library Statistics**

### Issues to March 2014



Month and Year