



**South Wairarapa District Council  
Financial Policies Deliberations – Day 2  
Minutes from 16 November 2023**

---

- Present:** Mayor Martin Connelly (Chair), Deputy Mayor Melissa Sadler-Futter, Councillors Colin Olds, Pip Maynard, Kaye McAulay, Rebecca Gray, Martin Bosley (from 9:50am) and Aaron Woodcock.
- Apologies:** Councillors Aidan Ellims and Alistair Plimmer.
- In Attendance:** Janice Smith (Chief Executive Officer), Russell O’Leary (Group Manager Planning and Environment), Amanda Bradley (General Manager Democracy and Engagement), Karon Ashforth (General Manager Finance), Charly Clarke (Senior Financial Accountant), Kirsty McMEnamin (Rates Officer) and Amy Andersen (Committee Advisor).
- Philip Jones (Consultant).
- Conduct of Business:** This meeting was held in the Supper Room, Waihinga Centre, 62 Texas Street, Martinborough and via audio-visual conference. This meeting was live-streamed is available to view on our YouTube channel. The meeting was held in public under the above provisions from 9.02am to 12:10pm except where expressly noted.
- 

- 1. Karakia**  
Mayor Connelly opened the meeting with a karakia.
- 2. Apologies**  
*COUNCIL RESOLVED (DC2023/167)* to accept apologies from Cr Plimmer and Cr Ellims; and Cr Bosley for lateness.  
*(Moved Deputy Mayor Sadler-Futter/Seconded Cr Olds)* Carried
- 3. Conflicts of Interest**  
There were no conflicts of interest declared.
- 4. Continuation of Deliberations – following on from 9 November 2023**  
Ms Clarke, Ms Ashforth and Mr Jones spoke to the objectives of deliberations and presented the information and modelling to Council as requested at the meeting on 9 November 2023.

**DISCLAIMER**

Council Officers and Mr Jones responded to queries relating to: the funding needs analysis; rating on capital value basis versus land value basis; concerns relating to rating on population basis; the approach to differentials for roading (forestry); and confirmation of Council's approach to targeted rates.

Deputy Mayor Sadler-Futter left at 9:47am.

Cr Bosely arrived at 9.50am.

Deputy Mayor Sadler-Futter returned at 9:51am.

### Step One

Members discussed and confirmed the approach to the following targeted rates:

*Roading* – the majority of members supported no change to the overall approach, and the inclusion of a targeted differential of 5 for forestry as presented by Council Officers.

*Footpaths* – the majority of members supported no change to the overall approach as presented by Council Officers.

*Refuse and recycling* – the majority of members supported no change to approach as presented by Council Officers.

The meeting was adjourned at 10:15am.

The meeting was reconvened at 10:29am.

*Water Supply* – the majority of members supported no change to the overall approach and confirmed status quo for the discount on serviceable but not connected properties.

*Water Races* – Members supported no change to the overall approach. Members discussed the issue of the Moroa Water Race which goes through urban properties, and remissions relating to farmers when water is unusable for stock. Council Officers noted there is already remissions within the current policy.

*Economic development* – Members supported no change to the overall approach, and the majority of members supported the inclusion of Short Stay Accommodation (SSA) whole properties.

*Infrastructure Resilience* – Members supported no change to the overall approach, and the inclusion of the targeted differential of 3 for forestry (rationale –impact of weather events (slash, fallen trees), because of this will have a negative impact on infrastructure).

### **DISCLAIMER**

*Until confirmed as a true and correct record, at a subsequent meeting, the minutes of this meeting should not be relied on as to their correctness*

*General Rates – UAGC & General*

The majority of members supported a capital value rating system, with a range of 21-26% for the UAGC.

Council Officers, supported by Mr Jones, provided a draft definition of SUIP – *Separately Used and Inhabitable Part*. Members queried how dwellings are identified and who can apply for remission.

Cr Woodcock left the meeting at 11:34am.

Cr Woodcock returned to the meeting at 11:36am.

Members confirmed the draft definition for SUIP and that the only remission proposed is for dependent family members.

Step Two - Considerations

Members queried how many properties there potentially were with significantly higher increases to their rates and how this could be addressed this through financial hardship and remissions.

The formal policy and draft remissions policy will be brought to the Council meeting in February 2024 for adoption.

Mayor Connelly thanked and acknowledged the Council Officers and Mr Jones for their work on the rating review.

**6. Karakia**

Mayor Connelly closed the meeting with a karakia.

The meeting closed at 12:10pm.

**APPENDICES**

Rating Models and Information provided to Council.

**Confirmed as a true and correct record**

.....(Mayor)

.....(Date)

.....(Chief Executive)

.....(Date)

**DISCLAIMER**

*Until confirmed as a true and correct record, at a subsequent meeting, the minutes of this meeting should not be relied on as to their correctness*

**Council Deliberations on Financial Policies Minutes  
Appendices - 16 November 2023**

Roading Rate

CDP Area	Land Use Category	Percentage of Rateable Value		30% fixed charge no differentials		30% fixed charge Differential of 2 for exotic forestry		30% fixed charge Differential of 5 for exotic forestry		
		Land Value	Capital Value	Total	% of Rates	Total	% of Rates	Total	% of Rates	
Rural	Commercial	0.09%	0.15%	\$ 5,272	0.14%	\$ 5,253	0.14%	\$ 5,187	0.14%	
Rural	Dairying	11.27%	8.03%	\$ 241,155	6.54%	\$ 240,104	6.51%	\$ 236,792	6.42%	
Rural	Forestry	1.00%	0.66%	\$ 21,140	0.57%	\$ 35,742	0.97%	\$ 78,699	2.13%	
Rural	Horticulture	3.04%	3.16%	\$ 106,641	2.89%	\$ 106,227	2.88%	\$ 104,844	2.84%	
Rural	Industrial	0.07%	0.05%	\$ 2,568	0.07%	\$ 2,561	0.07%	\$ 2,533	0.07%	
Rural	Mining	0.02%	0.02%	\$ 1,147	0.03%	\$ 1,145	0.03%	\$ 1,134	0.03%	
Rural	Other/Utilities	0.62%	0.58%	\$ 24,197	0.66%	\$ 24,122	0.65%	\$ 23,838	0.65%	
Rural	Pastoral	30.62%	21.47%	\$ 641,823	17.40%	\$ 639,016	17.31%	\$ 630,182	17.09%	
Rural	Specialist	0.25%	0.26%	\$ 8,332	0.23%	\$ 8,298	0.22%	\$ 8,188	0.22%	
Rural	Lifestyle	15.69%	18.39%	\$ 680,612	18.45%	\$ 678,207	18.37%	\$ 669,760	18.16%	
Rural	Residential	6.13%	8.90%	\$ 366,996	9.95%	\$ 365,833	9.91%	\$ 361,493	9.80%	
Featherston Urban	Residential	6.91%	9.15%	\$ 423,614	11.48%	\$ 422,418	11.44%	\$ 417,646	11.32%	
Greytown Urban	Residential	12.56%	15.11%	\$ 595,261	16.13%	\$ 593,285	16.07%	\$ 586,104	15.89%	
Martinborough Urban	Residential	9.06%	10.65%	\$ 432,038	11.71%	\$ 430,646	11.67%	\$ 425,501	11.54%	
Featherston Commercial	Commercial	0.51%	0.59%	\$ 27,971	0.76%	\$ 27,894	0.76%	\$ 27,582	0.75%	
Greytown Commercial	Commercial	1.17%	1.57%	\$ 61,232	1.66%	\$ 61,026	1.65%	\$ 60,283	1.63%	
Martinborough Commercial	Commercial	0.99%	1.26%	\$ 49,399	1.34%	\$ 49,235	1.33%	\$ 48,638	1.32%	
<b>Subtotals</b>										
Rural (non-residential)		46.89%	34.23%	\$ 1,047,003	28.38%	\$ 1,057,214	28.64%	\$ 1,086,208	29.45%	
Commercial (inc rural)		2.76%	3.57%	\$ 143,874	3.90%	\$ 143,407	3.89%	\$ 141,689	3.84%	
Residential (inc lifestyle & rural)		50.35%	62.20%	\$ 2,498,521	67.72%	\$ 2,490,388	67.47%	\$ 2,460,505	66.71%	

## Footpath Rate

CDP Area	Land Use Category	Percentage of Rateable Value		Charged on CV to urban zoned properties per CDP No differentials	
		Land Value	Capital Value	Total	% of Rates
Rural	Commercial	0.09%	0.15%	\$ -	0.00%
Rural	Dairying	11.27%	8.03%	\$ -	0.00%
Rural	Forestry	1.00%	0.66%	\$ -	0.00%
Rural	Horticulture	3.04%	3.16%	\$ -	0.00%
Rural	Industrial	0.07%	0.05%	\$ -	0.00%
Rural	Mining	0.02%	0.02%	\$ -	0.00%
Rural	Other/Utilities	0.62%	0.58%	\$ -	0.00%
Rural	Pastoral	30.62%	21.47%	\$ -	0.00%
Rural	Specialist	0.25%	0.26%	\$ -	0.00%
Rural	Lifestyle	15.69%	18.39%	\$ -	0.00%
Rural	Residential	6.13%	8.90%	\$ -	0.00%
Featherston Urban	Residential	6.91%	9.15%	\$ 67,006	24.40%
Greytown Urban	Residential	12.56%	15.11%	\$ 112,042	40.81%
Martinborough Urban	Residential	9.06%	10.65%	\$ 79,202	28.85%
Featherston Commercial	Commercial	0.51%	0.59%	\$ 2,747	1.00%
Greytown Commercial	Commercial	1.17%	1.57%	\$ 7,773	2.83%
Martinborough Commercial	Commercial	0.99%	1.26%	\$ 5,797	2.11%
<b>Subtotals</b>					
Rural (non-residential)		46.89%	34.23%	\$ -	0.00%
Commercial (inc rural)		2.76%	3.57%	\$ 16,317	5.94%
Residential (inc lifestyle & rural)		50.35%	62.20%	\$ 258,251	94.06%

## Refuse & Recycling

CDP Area	Land Use Category	Percentage of Rateable Value		Refuse & Recycling	
		Land Value	Capital Value	Total	% of Rates
Rural	Commercial	0.09%	0.15%	\$ 2,388	0.13%
Rural	Dairying	11.27%	8.03%	\$ 2,388	0.13%
Rural	Forestry	1.00%	0.66%	\$ -	0.00%
Rural	Horticulture	3.04%	3.16%	\$ 14,328	0.75%
Rural	Industrial	0.07%	0.05%	\$ 398	0.02%
Rural	Mining	0.02%	0.02%	\$ -	0.00%
Rural	Other/Utilities	0.62%	0.58%	\$ 2,786	0.15%
Rural	Pastoral	30.62%	21.47%	\$ 18,308	0.96%
Rural	Specialist	0.25%	0.26%	\$ -	0.00%
Rural	Lifestyle	15.69%	18.39%	\$ 64,078	3.36%
Rural	Residential	6.13%	8.90%	\$ 221,686	11.61%
Featherston Urban	Residential	6.91%	9.15%	\$ 500,286	26.21%
Greytown Urban	Residential	12.56%	15.11%	\$ 550,036	28.82%
Martinborough Urban	Residential	9.06%	10.65%	\$ 421,880	22.10%
Featherston Commercial	Commercial	0.51%	0.59%	\$ 30,646	1.61%
Greytown Commercial	Commercial	1.17%	1.57%	\$ 42,188	2.21%
Martinborough Commercial	Commercial	0.99%	1.26%	\$ 37,412	1.96%
<b>Subtotals</b>					
Rural (non-residential)		46.89%	34.23%	\$ 38,208	2.00%
Commercial (inc rural)		2.76%	3.57%	\$ 112,634	5.90%
Residential (inc lifestyle & rural)		50.35%	62.20%	\$ 1,757,966	92.10%

# Three Waters

CDP Area	Land Use Category	Percentage of Rateable Value		Water Supply		Wastewater		Stormwater		
		Land Value	Capital Value	Total	% of Rates	Total	% of Rates	Total	% of Rates	
Rural	Commercial	0.09%	0.15%	\$ 4,544	0.09%	\$ 31,100	0.55%	\$ -	0.00%	
Rural	Dairying	11.27%	8.03%	\$ 4,544	0.09%	\$ 2,488	0.04%	\$ -	0.00%	
Rural	Forestry	1.00%	0.66%	\$ -	0.00%	\$ -	0.00%	\$ -	0.00%	
Rural	Horticulture	3.04%	3.16%	\$ 74,408	1.43%	\$ 19,904	0.35%	\$ -	0.00%	
Rural	Industrial	0.07%	0.05%	\$ 2,272	0.04%	\$ 1,244	0.02%	\$ -	0.00%	
Rural	Mining	0.02%	0.02%	\$ -	0.00%	\$ -	0.00%	\$ -	0.00%	
Rural	Other/Utilities	0.62%	0.58%	\$ 2,840	0.05%	\$ 4,976	0.09%	\$ -	0.00%	
Rural	Pastoral	30.62%	21.47%	\$ 18,176	0.35%	\$ -	0.00%	\$ -	0.00%	
Rural	Specialist	0.25%	0.26%	\$ 2,272	0.04%	\$ -	0.00%	\$ -	0.00%	
Rural	Lifestyle	15.69%	18.39%	\$ 244,240	4.68%	\$ 109,472	1.93%	\$ -	0.00%	
Rural	Residential	6.13%	8.90%	\$ 331,144	6.34%	\$ 355,784	6.27%	\$ -	0.00%	
Featherston Urban	Residential	6.91%	9.15%	\$ 1,418,864	27.18%	\$ 1,519,546	26.78%	\$ 173,700	23.87%	
Greytown Urban	Residential	12.56%	15.11%	\$ 1,550,072	29.69%	\$ 1,678,778	29.59%	\$ 286,844	39.42%	
Martinborough Urban	Residential	9.06%	10.65%	\$ 1,219,496	23.36%	\$ 1,316,152	23.20%	\$ 202,168	27.78%	
Featherston Commercial	Commercial	0.51%	0.59%	\$ 91,448	1.75%	\$ 136,218	2.40%	\$ 11,213	1.54%	
Greytown Commercial	Commercial	1.17%	1.57%	\$ 138,592	2.65%	\$ 253,154	4.46%	\$ 29,885	4.11%	
Martinborough Commercial	Commercial	0.99%	1.26%	\$ 118,144	2.26%	\$ 244,446	4.31%	\$ 23,862	3.28%	
<b>Subtotals</b>										
Rural (non-residential)		46.89%	34.23%	\$ 104,512	2.00%	\$ 28,612	0.50%	\$ -	0.00%	
Commercial (inc rural)		2.76%	3.57%	\$ 352,728	6.76%	\$ 664,918	11.72%	\$ 64,960	8.93%	
Residential (inc lifestyle & rural)		50.35%	62.20%	\$ 4,763,816	91.24%	\$ 4,979,732	87.78%	\$ 662,712	91.07%	

**Modelling of increasing discount for serviceable but not connected**

	Total Rates Required	Number of Serviced Connections	Number of Serviceable Connections	Rate if Serviceable discount is 50% Serviced	Rate if Serviceable discount is 50% Serviceable	Rate if Serviceable discount is 70% Serviced	Rate if Serviceable discount is 70% Serviceable
Water Supply	\$ 5,305,672	4585	178	\$ 1,135	\$ 568	\$ 1,144	\$ 343
Wastewater	\$ 5,955,668	4688	201	\$ 1,244	\$ 622	\$ 1,254	\$ 376

**Water races - question about Moroa race going through urban properties**

According to the Moroa bylaw the purpose of the water race is to supply water for stock watering. There's no mention of urban usage.

**2. Conditions of Use**

**2.1 Purpose**

The primary purpose of the water race system is to supply water for stock watering purposes within the system area.

**2.2 Permitted uses**

Subject to the payment of the annual charges that may be determined from time to time by the Council, and without any further reference to the Council:

2.2.1 Water may be used for stock water purposes.

2.2.2 Water is allowed to enter the water race via the Greytown Storm Water system and Battersea Drainage Scheme.

AFH-146531-466-5-V1:KHL

2



2.2.3 In cases of extreme conditions the Council may impose further restrictions as it sees fit.



## Infrastructure Resilience

CDP Area	Land Use Category	Percentage of Rateable Value		Infrastructure Resilience	
		Land Value	Capital Value	Total	% of Rates
Rural	Commercial	0.09%	0.15%	\$ 506	0.15%
Rural	Dairying	11.27%	8.03%	\$ 27,719	8.03%
Rural	Forestry	1.00%	0.66%	\$ 2,290	0.66%
Rural	Horticulture	3.04%	3.16%	\$ 10,918	3.16%
Rural	Industrial	0.07%	0.05%	\$ 184	0.05%
Rural	Mining	0.02%	0.02%	\$ 54	0.02%
Rural	Other/Utilities	0.62%	0.58%	\$ 1,991	0.58%
Rural	Pastoral	30.62%	21.47%	\$ 74,068	21.47%
Rural	Specialist	0.25%	0.26%	\$ 895	0.26%
Rural	Lifestyle	15.69%	18.39%	\$ 63,469	18.39%
Rural	Residential	6.13%	8.90%	\$ 30,700	8.90%
Featherston Urban	Residential	6.91%	9.15%	\$ 31,567	9.15%
Greytown Urban	Residential	12.56%	15.11%	\$ 52,130	15.11%
Martinborough Urban	Residential	9.06%	10.65%	\$ 36,741	10.65%
Featherston Commercial	Commercial	0.51%	0.59%	\$ 2,038	0.59%
Greytown Commercial	Commercial	1.17%	1.57%	\$ 5,431	1.57%
Martinborough Commercial	Commercial	0.99%	1.26%	\$ 4,337	1.26%
<b>Subtotals</b>					
Rural (non-residential)		46.89%	34.23%	\$ 118,120	34.23%
Commercial (inc rural)		2.76%	3.57%	\$ 12,312	3.57%
Residential (inc lifestyle & rural)		50.35%	62.20%	\$ 214,607	62.20%

Assumed take-up  
Differential for SSA

50%  
1.0

Area	Estimated Total Properties	Average CV (residential)	Estimated Total Rateable CV	Estimated Total EDR	Estimated Average Annual EDR	% of EDR Paid by this Group
Featherston	16	\$ 470,000	\$ 3,760,000	\$ 4,995	\$ 624	1%
Greytown	80	\$ 720,000	\$ 28,800,000	\$ 38,263	\$ 957	11%
Martinborough	157	\$ 650,000	\$ 51,025,000	\$ 67,790	\$ 864	19%
Rural/Coastal	89	\$ 590,000	\$ 26,255,000	\$ 34,881	\$ 784	10%
<b>Total SWDC</b>	<b>342</b>	<b>\$ 610,000</b>	<b>\$ 109,840,000</b>	<b>\$ 145,929</b>	<b>\$ 810</b>	<b>41%</b>

**Commercial properties**

Area	Average CV	Total CV	Total EDR	Average EDR	% of EDR Paid by this Group
Featherston	\$ 2,260,000	\$ 24,806,000	\$ 32,956	\$ 3,003	9%
Greytown	\$ 5,540,000	\$ 71,960,000	\$ 95,603	\$ 7,360	27%
Martinborough	\$ 3,670,000	\$ 55,017,000	\$ 73,093	\$ 4,876	20%
Rural	\$ 1,570,000	\$ 9,400,000	\$ 12,488	\$ 2,086	3%
<b>Total</b>	<b>\$ 3,580,000</b>	<b>\$ 161,183,000</b>	<b>\$ 214,141</b>	<b>\$ 4,756</b>	<b>59%</b>

Assumed take-up  
Differential for SSA

50%  
0.8

Area	Estimated Total Properties	Average CV (residential)	Estimated Total Rateable CV	Estimated Total EDR	Estimated Average Annual EDR	% of EDR Paid by this Group
Featherston	16	\$ 470,000	\$ 3,760,000	\$ 4,349	\$ 544	1%
Greytown	80	\$ 720,000	\$ 28,800,000	\$ 33,310	\$ 833	9%
Martinborough	157	\$ 650,000	\$ 51,025,000	\$ 59,015	\$ 752	16%
Rural/Coastal	89	\$ 590,000	\$ 26,255,000	\$ 30,366	\$ 682	8%
<b>Total SWDC</b>	<b>342</b>	<b>\$ 610,000</b>	<b>\$ 109,840,000</b>	<b>\$ 127,040</b>	<b>\$ 706</b>	<b>35%</b>

**Commercial properties**

Area	Average CV	Total CV	Total EDR	Average EDR	% of EDR Paid by this Group
Featherston	\$ 2,260,000	\$ 24,806,000	\$ 35,863	\$ 3,267	10%
Greytown	\$ 5,540,000	\$ 71,960,000	\$ 104,035	\$ 8,009	29%
Martinborough	\$ 3,670,000	\$ 55,017,000	\$ 79,540	\$ 5,306	22%
Rural	\$ 1,570,000	\$ 9,400,000	\$ 13,590	\$ 2,270	4%
<b>Total</b>	<b>\$ 3,580,000</b>	<b>\$ 161,183,000</b>	<b>\$ 233,029</b>	<b>\$ 5,176</b>	<b>65%</b>

Assumed take-up  
Differential for SSA

25%  
1.0

Area	Estimated			Estimated Total Rateable CV	Estimated		% of EDR Paid by this Group
	Total Properties	Average CV (residential)	Average CV		Total EDR	Average Annual EDR	
Featherston	16	\$ 470,000	\$ 1,880,000	\$ 3,132	\$ 783	1%	
Greytown	80	\$ 720,000	\$ 14,400,000	\$ 23,993	\$ 1,200	7%	
Martinborough	157	\$ 650,000	\$ 25,512,500	\$ 42,509	\$ 1,083	12%	
Rural/Coastal	89	\$ 590,000	\$ 13,127,500	\$ 21,873	\$ 983	6%	
<b>Total SWDC</b>	<b>342</b>	<b>\$ 610,000</b>	<b>\$ 54,920,000</b>	<b>\$ 91,508</b>	<b>\$ 1,016</b>	<b>25%</b>	

**Commercial properties**

Area	Average CV	Total CV	Total EDR	Average EDR	% of EDR Paid by this Group
Greytown	\$ 5,540,000	\$ 71,960,000	\$ 119,900	\$ 9,231	33%
Martinborough	\$ 3,670,000	\$ 55,017,000	\$ 91,669	\$ 6,115	25%
Rural	\$ 1,570,000	\$ 9,400,000	\$ 15,662	\$ 2,616	4%
<b>Total</b>	<b>\$ 3,580,000</b>	<b>\$ 161,183,000</b>	<b>\$ 268,563</b>	<b>\$ 5,965</b>	<b>75%</b>

Assumed take-up  
Differential for SSA

25%  
0.8

Area	Estimated			Estimated Total Rateable CV	Estimated		% of EDR Paid by this Group
	Total Properties	Average CV (residential)	Average CV		Total EDR	Average Annual EDR	
Featherston	16	\$ 470,000	\$ 1,880,000	\$ 2,640	\$ 660	1%	
Greytown	80	\$ 720,000	\$ 14,400,000	\$ 20,222	\$ 1,011	6%	
Martinborough	157	\$ 650,000	\$ 25,512,500	\$ 35,828	\$ 913	10%	
Rural/Coastal	89	\$ 590,000	\$ 13,127,500	\$ 18,435	\$ 829	5%	
<b>Total SWDC</b>	<b>342</b>	<b>\$ 610,000</b>	<b>\$ 54,920,000</b>	<b>\$ 77,126</b>	<b>\$ 857</b>	<b>21%</b>	

**Commercial properties**

Area	Average CV	Total CV	Total EDR	Average EDR	% of EDR Paid by this Group
Greytown	\$ 5,540,000	\$ 71,960,000	\$ 126,320	\$ 9,725	35%
Martinborough	\$ 3,670,000	\$ 55,017,000	\$ 96,578	\$ 6,442	27%
Rural	\$ 1,570,000	\$ 9,400,000	\$ 16,501	\$ 2,756	5%
<b>Total</b>	<b>\$ 3,580,000</b>	<b>\$ 161,183,000</b>	<b>\$ 282,944</b>	<b>\$ 6,284</b>	<b>79%</b>

Assumed take-up  
Differential for SSA

75%  
1.0

Area	Estimated			Estimated Total Rateable CV	Estimated		% of EDR Paid by this Group
	Total Properties	Average CV (residential)	Average CV		Total EDR	Average Annual EDR	
Featherston	16	\$ 470,000	\$ 5,640,000	\$ 6,231	\$ 519	2%	
Greytown	80	\$ 720,000	\$ 43,200,000	\$ 47,723	\$ 795	13%	
Martinborough	157	\$ 650,000	\$ 76,537,500	\$ 84,551	\$ 718	23%	
Rural/Coastal	89	\$ 590,000	\$ 39,382,500	\$ 43,506	\$ 652	12%	
<b>Total SWDC</b>	<b>342</b>	<b>\$ 610,000</b>	<b>\$ 164,760,000</b>	<b>\$ 182,010</b>	<b>\$ 674</b>	<b>51%</b>	

**Commercial properties**

Area	Average CV	Total CV	Total EDR	Average EDR	% of EDR Paid by this Group
Greytown	\$ 5,540,000	\$ 71,960,000	\$ 79,494	\$ 6,120	22%
Martinborough	\$ 3,670,000	\$ 55,017,000	\$ 60,777	\$ 4,054	17%
Rural	\$ 1,570,000	\$ 9,400,000	\$ 10,384	\$ 1,734	3%
<b>Total</b>	<b>\$ 3,580,000</b>	<b>\$ 161,183,000</b>	<b>\$ 178,059</b>	<b>\$ 3,955</b>	<b>49%</b>

Assumed take-up  
Differential for SSA

75%  
0.8

Area	Estimated			Estimated Total Rateable CV	Estimated		% of EDR Paid by this Group
	Total Properties	Average CV (residential)	Average CV		Total EDR	Average Annual EDR	
Featherston	16	\$ 470,000	\$ 5,640,000	\$ 5,545	\$ 462	2%	
Greytown	80	\$ 720,000	\$ 43,200,000	\$ 42,473	\$ 708	12%	
Martinborough	157	\$ 650,000	\$ 76,537,500	\$ 75,249	\$ 639	21%	
Rural/Coastal	89	\$ 590,000	\$ 39,382,500	\$ 38,719	\$ 580	11%	
<b>Total SWDC</b>	<b>342</b>	<b>\$ 610,000</b>	<b>\$ 164,760,000</b>	<b>\$ 161,985</b>	<b>\$ 600</b>	<b>45%</b>	

**Commercial properties**

Area	Average CV	Total CV	Total EDR	Average EDR	% of EDR Paid by this Group
Greytown	\$ 5,540,000	\$ 71,960,000	\$ 88,435	\$ 6,808	25%
Martinborough	\$ 3,670,000	\$ 55,017,000	\$ 67,613	\$ 4,510	19%
Rural	\$ 1,570,000	\$ 9,400,000	\$ 11,552	\$ 1,929	3%
<b>Total</b>	<b>\$ 3,580,000</b>	<b>\$ 161,183,000</b>	<b>\$ 198,086</b>	<b>\$ 4,400</b>	<b>55%</b>

## Capital Value Basis

CDP Area	Land Use Category	Percentage of Rateable Value		If UAGC is 20% of general rates...		If UAGC is 25% of general rates...		If UAGC is 30% of general rates...		
		Land Value	Capital Value	Total	% of Rates	Total	% of Rates	Total	% of Rates	
Rural	Commercial	0.09%	0.15%	\$ 18,410	0.14%	\$ 18,334	0.14%	\$ 18,258	0.14%	
Rural	Dairying	11.27%	8.03%	\$ 898,835	7.04%	\$ 867,155	6.79%	\$ 835,471	6.54%	
Rural	Forestry	1.00%	0.66%	\$ 77,061	0.60%	\$ 75,146	0.59%	\$ 73,230	0.57%	
Rural	Horticulture	3.04%	3.16%	\$ 380,868	2.98%	\$ 375,114	2.94%	\$ 369,358	2.89%	
Rural	Industrial	0.07%	0.05%	\$ 8,194	0.06%	\$ 8,542	0.07%	\$ 8,889	0.07%	
Rural	Mining	0.02%	0.02%	\$ 3,307	0.03%	\$ 3,638	0.03%	\$ 3,968	0.03%	
Rural	Other/Utilities	0.62%	0.58%	\$ 80,395	0.63%	\$ 82,086	0.64%	\$ 83,776	0.66%	
Rural	Pastoral	30.62%	21.47%	\$ 2,395,870	18.76%	\$ 2,309,738	18.08%	\$ 2,223,591	17.40%	
Rural	Specialist	0.25%	0.26%	\$ 30,284	0.24%	\$ 29,573	0.23%	\$ 28,862	0.23%	
Rural	Lifestyle	15.69%	18.39%	\$ 2,353,749	18.43%	\$ 2,355,339	18.44%	\$ 2,356,916	18.45%	
Rural	Residential	6.13%	8.90%	\$ 1,225,494	9.60%	\$ 1,248,068	9.77%	\$ 1,270,636	9.95%	
Featherston Urban	Residential	6.91%	9.15%	\$ 1,366,580	10.70%	\$ 1,416,488	11.09%	\$ 1,466,391	11.48%	
Greytown Urban	Residential	12.56%	15.11%	\$ 2,016,670	15.79%	\$ 2,038,896	15.96%	\$ 2,061,112	16.13%	
Martinborough Urban	Residential	9.06%	10.65%	\$ 1,450,121	11.35%	\$ 1,473,000	11.53%	\$ 1,495,871	11.71%	
Featherston Commercial	Commercial	0.51%	0.59%	\$ 89,657	0.70%	\$ 93,240	0.73%	\$ 96,822	0.76%	
Greytown Commercial	Commercial	1.17%	1.57%	\$ 208,299	1.63%	\$ 210,161	1.65%	\$ 212,022	1.66%	
Martinborough Commercial	Commercial	0.99%	1.26%	\$ 167,487	1.31%	\$ 169,268	1.33%	\$ 171,047	1.34%	
<b>Subtotals</b>										
Rural (non-residential)		46.89%	34.23%	\$ 3,874,815	30.34%	\$ 3,750,991	29.36%	\$ 3,627,145	28.39%	
Commercial (inc rural)		2.76%	3.57%	\$ 483,854	3.79%	\$ 491,002	3.84%	\$ 498,148	3.90%	
Residential (inc lifestyle & rural)		50.35%	62.20%	\$ 8,412,614	65.87%	\$ 8,531,790	66.79%	\$ 8,650,927	67.71%	

# Land Value Basis

CDP Area	Land Use Category	Percentage of Rateable Value		If UAGC is 20% of general rates...		If UAGC is 25% of general rates...		If UAGC is 30% of general rates...	
		Land Value	Capital Value	Total	% of Rates	Total	% of Rates	Total	% of Rates
Rural	Commercial	0.09%	0.15%	\$ 12,633	0.10%	\$ 12,918	0.10%	\$ 13,203	0.11%
Rural	Dairying	11.27%	8.03%	\$ 1,229,917	9.82%	\$ 1,177,543	9.41%	\$ 1,125,168	8.99%
Rural	Forestry	1.00%	0.66%	\$ 111,809	0.89%	\$ 107,722	0.86%	\$ 103,634	0.83%
Rural	Horticulture	3.04%	3.16%	\$ 367,754	2.94%	\$ 362,819	2.90%	\$ 357,884	2.86%
Rural	Industrial	0.07%	0.05%	\$ 9,603	0.08%	\$ 9,862	0.08%	\$ 10,122	0.08%
Rural	Mining	0.02%	0.02%	\$ 3,487	0.03%	\$ 3,806	0.03%	\$ 4,125	0.03%
Rural	Other/Utilities	0.62%	0.58%	\$ 84,972	0.68%	\$ 86,376	0.69%	\$ 87,780	0.70%
Rural	Pastoral	30.62%	21.47%	\$ 3,331,050	26.61%	\$ 3,186,462	25.46%	\$ 3,041,874	24.31%
Rural	Specialist	0.25%	0.26%	\$ 29,237	0.23%	\$ 28,591	0.23%	\$ 27,946	0.22%
Rural	Lifestyle	15.69%	18.39%	\$ 2,077,923	16.60%	\$ 2,096,746	16.75%	\$ 2,115,569	16.91%
Rural	Residential	6.13%	8.90%	\$ 943,255	7.53%	\$ 983,466	7.86%	\$ 1,023,677	8.18%
Featherston Urban	Residential	6.91%	9.15%	\$ 1,097,627	8.77%	\$ 1,160,959	9.28%	\$ 1,224,290	9.78%
Greytown Urban	Residential	12.56%	15.11%	\$ 1,724,102	13.77%	\$ 1,762,299	14.08%	\$ 1,800,496	14.39%
Martinborough Urban	Residential	9.06%	10.65%	\$ 1,263,810	10.10%	\$ 1,296,664	10.36%	\$ 1,329,518	10.62%
Featherston Commercial	Commercial	0.51%	0.59%	\$ 45,490	0.36%	\$ 48,448	0.39%	\$ 51,407	0.41%
Greytown Commercial	Commercial	1.17%	1.57%	\$ 105,399	0.84%	\$ 109,126	0.87%	\$ 112,852	0.90%
Martinborough Commercial	Commercial	0.99%	1.26%	\$ 80,245	0.64%	\$ 82,213	0.66%	\$ 84,182	0.67%
<b>Subtotals</b>									
Rural (non-residential)		46.89%	34.23%	\$ 5,167,829	41.28%	\$ 4,963,181	39.65%	\$ 4,758,533	38.03%
Commercial (inc rural)		2.76%	3.57%	\$ 243,767	1.95%	\$ 252,705	2.02%	\$ 261,643	2.09%
Residential (inc lifestyle & rural)		50.35%	62.20%	\$ 7,106,717	56.77%	\$ 7,300,134	58.33%	\$ 7,493,551	59.88%

## Separately Used or Inhabitable Part (SUIP) – definition

A SUIP includes any portion inhabitable or used by the owner or a person other than the owner who has the right to use or inhabit that portion by virtue of a tenancy, lease, licence, or other agreement.

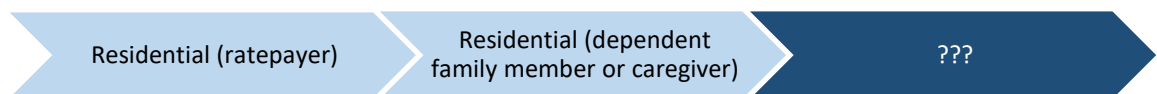
It includes separately used parts, whether or not actually occupied at any particular time, which are used by the owner for rental (or other form of occupation) on an occasional or long-term basis by someone other than the owner.

A rating unit that has a single use or occupation is treated as having one separately used or inhabitable part.

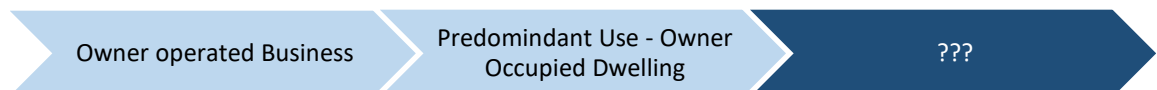
Identification of “dwellings” is taken from the nature of improvements provided by Quotable Value and includes but is not limited to dwelling, granny flat, bach, cottage, flat. Further clarification can be sought from QV on studio, sleepout or others if required.

### Examples for Clarification:

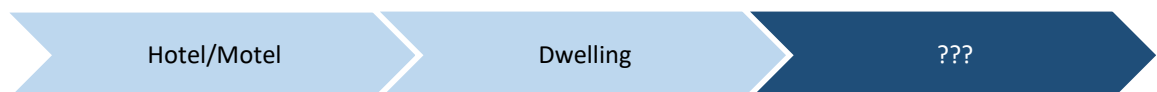
- Multiple dwellings on a property are used by dependent family members or caregiver. Remission may be granted if evidence of dependency is provided – identify and notify potential rating units with “opt out” prior to rating year? Length of remission without auto renewal? May every three years to tie in with general revaluation?



- Predominantly residential rating unit where the owner of the unit resides and operates a business from the same rating unit eg hairdresser out of converted garage. Some of these may be hard to identify under the nature of improvements so licencing details may be required for identification

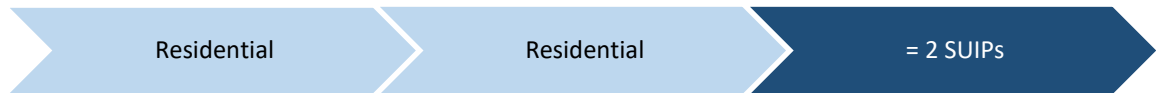


- Motels and hotels used for commercial rental, and dwellings used by owners or managers for their own accommodation. Under current rating model there is a rating apportionment for the commercial (motel accommodation) and residential (owners/managers accommodation). Under proposed rating model there is no longer a commercial or residential differential for the general rate. Potential Remission criteria could be “Businesses with separately accessible accommodation on the rating unit, which is a prerequisite for the efficient operation of that business – could/should this apply to farming units with multiple workers accommodation Example of this is from Gisborne DC

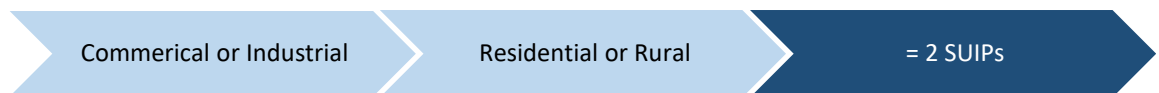


*Examples of the application of the definition:*

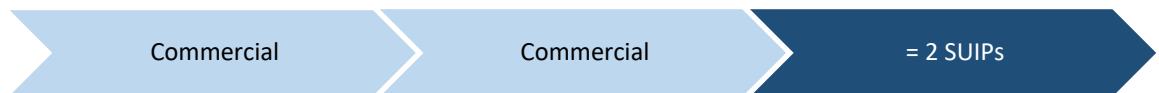
- Where a rating unit has two separately used parts, whether or not actually occupied at any particular time, they will be treated as 2 SUIPs.



- Where a rating unit contains both a commercial or industrial type use, and a residential or rural type use they will be treated as two SUIPs



- Where a number of different businesses are located on one rating unit, each separate business will be assessed as a SUIP





General Rate Category	Rural/Urban/Comm	Land Value	Capital Value	Sum of Total Rates Under Current Model	Sum of Total Rates Under Proposed Model	Sum of Change in Total Rates	Sum of % Change in Total Rates
Urban Commercial	Featherston Commercial	2,500	2,500	12	6	6	-48%
Urban Commercial	Featherston Commercial	26,000	26,000	124	64	60	-48%
Urban Commercial	Featherston Commercial	63,000	140,000	4,549	3,887	662	-15%
Urban Commercial	Featherston Commercial	78,000	180,000	4,620	4,038	582	-13%
Urban Commercial	Featherston Commercial	78,000	180,000	3,015	3,460	445	15%
Urban Commercial	Featherston Commercial	79,000	180,000	3,020	3,460	440	15%
Urban Commercial	Featherston Commercial	100,000	215,000	4,725	4,171	554	-12%
Urban Commercial	Featherston Commercial	100,000	280,000	4,725	4,417	308	-7%
Urban Commercial	Featherston Commercial	105,000	480,000	4,749	5,176	427	9%
Urban Commercial	Featherston Commercial	115,000	360,000	4,796	4,721	76	-2%
Urban Commercial	Featherston Commercial	120,000	375,000	4,820	5,356	535	11%
Urban Commercial	Featherston Commercial	123,000	510,000	4,835	5,867	1,033	21%
Urban Commercial	Featherston Commercial	130,000	310,000	4,868	4,531	337	-7%
Urban Commercial	Featherston Commercial	135,000	185,000	6,136	5,056	1,080	-18%
Urban Commercial	Featherston Commercial	140,000	540,000	4,915	5,981	1,066	22%
Urban Commercial	Featherston Commercial	142,000	150,000	4,925	3,925	1,000	-20%
Urban Commercial	Featherston Commercial	145,000	415,000	4,939	5,507	568	11%
Urban Commercial	Featherston Commercial	145,000	430,000	6,448	6,635	187	3%
Urban Commercial	Featherston Commercial	145,000	440,000	4,939	5,024	85	2%
Urban Commercial	Featherston Commercial	150,000	310,000	4,963	4,119	844	-17%
Urban Commercial	Featherston Commercial	150,000	360,000	4,963	5,299	336	7%
Urban Commercial	Featherston Commercial	150,000	570,000	4,963	5,517	554	11%
Urban Commercial	Featherston Commercial	155,000	270,000	4,987	4,021	966	-19%
Urban Commercial	Featherston Commercial	160,000	365,000	3,821	3,065	756	-20%
Urban Commercial	Featherston Commercial	160,000	425,000	5,011	4,967	44	-1%
Urban Commercial	Featherston Commercial	170,000	170,000	810	419	391	-48%
Urban Commercial	Featherston Commercial	170,000	520,000	8,076	9,076	1,001	12%
Urban Commercial	Featherston Commercial	175,000	210,000	5,082	4,152	930	-18%
Urban Commercial	Featherston Commercial	175,000	240,000	5,082	3,947	1,135	-22%
Urban Commercial	Featherston Commercial	175,000	425,000	5,082	4,967	115	-2%
Urban Commercial	Featherston Commercial	175,000	470,000	8,079	9,030	951	12%
Urban Commercial	Featherston Commercial	180,000	225,000	3,682	2,999	682	-19%
Urban Commercial	Featherston Commercial	185,000	310,000	6,374	5,775	598	-9%
Urban Commercial	Featherston Commercial	190,000	295,000	5,154	4,082	1,071	-21%
Urban Commercial	Featherston Commercial	190,000	360,000	6,289	6,435	146	2%
Urban Commercial	Featherston Commercial	190,000	395,000	5,154	4,853	300	-6%
Urban Commercial	Featherston Commercial	190,000	710,000	5,154	6,048	894	17%
Urban Commercial	Featherston Commercial	205,000	490,000	5,225	5,792	567	11%
Urban Commercial	Featherston Commercial	205,000	495,000	6,469	7,055	586	9%
Urban Commercial	Featherston Commercial	210,000	295,000	5,249	4,474	774	-15%
Urban Commercial	Featherston Commercial	210,000	305,000	5,249	4,512	737	-14%
Urban Commercial	Featherston Commercial	210,000	360,000	5,249	4,721	528	-10%
Urban Commercial	Featherston Commercial	210,000	445,000	5,249	5,621	372	7%
Urban Commercial	Featherston Commercial	210,000	560,000	5,249	4,735	514	-10%
Urban Commercial	Featherston Commercial	215,000	220,000	5,273	3,898	1,375	-26%
Urban Commercial	Featherston Commercial	215,000	315,000	3,403	3,574	171	5%
Urban Commercial	Featherston Commercial	215,000	345,000	5,273	4,206	1,067	-20%
Urban Commercial	Featherston Commercial	215,000	405,000	5,273	4,353	919	-17%
Urban Commercial	Featherston Commercial	220,000	220,000	3,691	3,320	372	-10%
Urban Commercial	Featherston Commercial	220,000	220,000	3,691	3,320	372	-10%
Urban Commercial	Featherston Commercial	220,000	220,000	5,296	3,898	1,399	-26%
Urban Commercial	Featherston Commercial	220,000	375,000	5,296	4,279	1,017	-19%
Urban Commercial	Featherston Commercial	220,000	1,180,000	6,153	7,398	1,245	20%
Urban Commercial	Featherston Commercial	230,000	230,000	3,268	1,712	1,555	-48%
Urban Commercial	Featherston Commercial	235,000	355,000	5,368	4,702	666	-12%
Urban Commercial	Featherston Commercial	235,000	420,000	5,368	4,390	978	-18%
Urban Commercial	Featherston Commercial	235,000	445,000	5,368	5,621	253	5%
Urban Commercial	Featherston Commercial	235,000	880,000	5,368	7,270	1,902	35%
Urban Commercial	Featherston Commercial	240,000	240,000	5,392	4,266	1,126	-21%
Urban Commercial	Featherston Commercial	240,000	241,000	1,143	593	549	-48%
Urban Commercial	Featherston Commercial	240,000	295,000	5,392	4,474	917	-17%
Urban Commercial	Featherston Commercial	245,000	280,000	2,302	1,825	476	-21%
Urban Commercial	Featherston Commercial	250,000	250,000	5,439	3,972	1,468	-27%
Urban Commercial	Featherston Commercial	250,000	250,000	1,190	616	575	-48%
Urban Commercial	Featherston Commercial	250,000	265,000	5,439	4,009	1,431	-26%
Urban Commercial	Featherston Commercial	270,000	460,000	6,778	6,922	144	2%
Urban Commercial	Featherston Commercial	280,000	540,000	5,582	4,686	896	-16%
Urban Commercial	Featherston Commercial	285,000	420,000	5,606	4,390	1,216	-22%
Urban Commercial	Featherston Commercial	290,000	291,000	5,630	4,073	1,557	-28%
Urban Commercial	Featherston Commercial	305,000	405,000	5,701	4,353	1,348	-24%
Urban Commercial	Featherston Commercial	310,000	311,000	5,725	4,535	1,190	-21%
Urban Commercial	Featherston Commercial	315,000	490,000	11,968	11,434	535	-4%
Urban Commercial	Featherston Commercial	340,000	680,000	5,868	5,030	837	-14%
Urban Commercial	Featherston Commercial	360,000	630,000	5,963	5,744	219	-4%
Urban Commercial	Featherston Commercial	395,000	400,000	6,130	4,872	1,257	-21%
Urban Commercial	Featherston Commercial	400,000	570,000	12,638	12,135	503	-4%
Urban Commercial	Featherston Commercial	560,000	1,400,000	14,379	16,127	1,749	12%
Urban Commercial	Featherston Commercial	570,000	570,000	5,774	3,570	2,204	-38%

Urban Commercial	Featherston Commercial	570,000	580,000	6,963	4,784	- 2,179	-31%
Urban Commercial	Featherston Commercial	630,000	1,070,000	9,472	8,081	- 1,391	-15%
Urban Commercial	Featherston Commercial	760,000	1,560,000	7,868	9,270	1,402	18%
Urban Commercial	Featherston Commercial	760,000	3,620,000	17,710	26,924	9,214	52%
Urban Commercial	Featherston Commercial	790,000	1,230,000	8,011	6,385	- 1,626	-20%
Urban Commercial	Greytown Commercial	120,000	500,000	4,820	5,252	431	9%
Urban Commercial	Greytown Commercial	135,000	170,000	3,022	2,799	- 223	-7%
Urban Commercial	Greytown Commercial	150,000	920,000	4,684	5,621	937	20%
Urban Commercial	Greytown Commercial	185,000	225,000	5,130	3,910	- 1,220	-24%
Urban Commercial	Greytown Commercial	190,000	350,000	5,154	4,218	- 936	-18%
Urban Commercial	Greytown Commercial	190,000	370,000	5,154	4,759	- 395	-8%
Urban Commercial	Greytown Commercial	190,000	455,000	905	1,725	820	91%
Urban Commercial	Greytown Commercial	200,000	210,000	4,399	3,584	- 815	-19%
Urban Commercial	Greytown Commercial	205,000	205,000	3,355	2,885	- 470	-14%
Urban Commercial	Greytown Commercial	205,000	445,000	5,225	4,452	- 773	-15%
Urban Commercial	Greytown Commercial	205,000	550,000	3,355	3,734	379	11%
Urban Commercial	Greytown Commercial	210,000	470,000	5,249	4,513	- 735	-14%
Urban Commercial	Greytown Commercial	210,000	620,000	5,249	5,706	458	9%
Urban Commercial	Greytown Commercial	210,000	620,000	5,249	5,706	458	9%
Urban Commercial	Greytown Commercial	230,000	550,000	5,344	6,019	675	13%
Urban Commercial	Greytown Commercial	230,000	620,000	5,344	6,284	940	18%
Urban Commercial	Greytown Commercial	230,000	660,000	5,344	6,436	1,092	20%
Urban Commercial	Greytown Commercial	235,000	235,000	4,824	3,537	- 1,287	-27%
Urban Commercial	Greytown Commercial	240,000	470,000	5,392	5,138	- 254	-5%
Urban Commercial	Greytown Commercial	245,000	325,000	5,415	4,156	- 1,259	-23%
Urban Commercial	Greytown Commercial	245,000	530,000	5,415	5,365	- 50	-1%
Urban Commercial	Greytown Commercial	245,000	550,000	5,415	4,710	- 705	-13%
Urban Commercial	Greytown Commercial	245,000	610,000	5,415	5,669	253	5%
Urban Commercial	Greytown Commercial	250,000	250,000	4,895	3,574	- 1,322	-27%
Urban Commercial	Greytown Commercial	250,000	580,000	5,439	5,555	116	2%
Urban Commercial	Greytown Commercial	250,000	620,000	5,439	5,706	267	5%
Urban Commercial	Greytown Commercial	255,000	325,000	5,463	4,156	- 1,307	-24%
Urban Commercial	Greytown Commercial	255,000	365,000	5,463	4,740	- 723	-13%
Urban Commercial	Greytown Commercial	255,000	450,000	4,219	3,220	- 999	-24%
Urban Commercial	Greytown Commercial	255,000	485,000	5,463	4,550	- 913	-17%
Urban Commercial	Greytown Commercial	260,000	285,000	3,699	2,416	- 1,283	-35%
Urban Commercial	Greytown Commercial	260,000	500,000	5,487	5,252	- 235	-4%
Urban Commercial	Greytown Commercial	265,000	265,000	2,716	2,593	- 124	-5%
Urban Commercial	Greytown Commercial	265,000	415,000	4,708	4,089	- 619	-13%
Urban Commercial	Greytown Commercial	265,000	690,000	9,242	9,704	462	5%
Urban Commercial	Greytown Commercial	270,000	610,000	4,991	4,460	- 531	-11%
Urban Commercial	Greytown Commercial	285,000	760,000	5,606	6,237	631	11%
Urban Commercial	Greytown Commercial	285,000	1,490,000	5,606	9,005	3,399	61%
Urban Commercial	Greytown Commercial	290,000	1,120,000	8,382	11,066	2,684	32%
Urban Commercial	Greytown Commercial	300,000	305,000	2,261	2,122	- 139	-6%
Urban Commercial	Greytown Commercial	300,000	315,000	4,154	2,888	- 1,267	-30%
Urban Commercial	Greytown Commercial	300,000	550,000	5,677	6,019	342	6%
Urban Commercial	Greytown Commercial	300,000	800,000	5,134	4,928	- 206	-4%
Urban Commercial	Greytown Commercial	305,000	880,000	5,701	7,270	1,569	28%
Urban Commercial	Greytown Commercial	315,000	315,000	1,500	776	- 724	-48%
Urban Commercial	Greytown Commercial	315,000	315,000	1,500	776	- 724	-48%
Urban Commercial	Greytown Commercial	315,000	315,000	1,500	776	- 724	-48%
Urban Commercial	Greytown Commercial	315,000	320,000	5,749	4,144	- 1,605	-28%
Urban Commercial	Greytown Commercial	315,000	610,000	5,749	4,858	- 891	-15%
Urban Commercial	Greytown Commercial	325,000	325,000	4,607	2,966	- 1,641	-36%
Urban Commercial	Greytown Commercial	325,000	325,000	1,548	800	- 747	-48%
Urban Commercial	Greytown Commercial	325,000	680,000	5,796	6,512	716	12%
Urban Commercial	Greytown Commercial	330,000	690,000	2,897	3,194	296	10%
Urban Commercial	Greytown Commercial	345,000	345,000	4,287	3,628	- 659	-15%
Urban Commercial	Greytown Commercial	345,000	760,000	5,892	6,237	346	6%
Urban Commercial	Greytown Commercial	345,000	850,000	5,892	5,449	- 443	-8%
Urban Commercial	Greytown Commercial	350,000	475,000	5,915	4,526	- 1,390	-23%
Urban Commercial	Greytown Commercial	350,000	770,000	5,915	5,252	- 663	-11%
Urban Commercial	Greytown Commercial	360,000	760,000	5,419	4,829	- 590	-11%
Urban Commercial	Greytown Commercial	370,000	380,000	6,011	4,797	- 1,214	-20%
Urban Commercial	Greytown Commercial	370,000	485,000	6,011	5,195	- 816	-14%
Urban Commercial	Greytown Commercial	370,000	540,000	7,519	7,623	104	1%
Urban Commercial	Greytown Commercial	370,000	570,000	6,275	6,493	217	3%
Urban Commercial	Greytown Commercial	370,000	730,000	6,011	6,123	113	2%
Urban Commercial	Greytown Commercial	380,000	400,000	4,550	2,699	- 1,851	-41%
Urban Commercial	Greytown Commercial	380,000	420,000	4,453	3,812	- 641	-14%
Urban Commercial	Greytown Commercial	380,000	680,000	8,546	8,422	- 124	-1%
Urban Commercial	Greytown Commercial	390,000	390,000	4,597	2,674	- 1,923	-42%
Urban Commercial	Greytown Commercial	390,000	1,470,000	4,583	5,732	1,149	25%
Urban Commercial	Greytown Commercial	395,000	500,000	4,886	3,343	- 1,543	-32%
Urban Commercial	Greytown Commercial	400,000	400,000	1,905	1,516	- 388	-20%
Urban Commercial	Greytown Commercial	400,000	550,000	4,631	3,466	- 1,164	-25%
Urban Commercial	Greytown Commercial	400,000	1,440,000	8,641	11,881	3,240	37%
Urban Commercial	Greytown Commercial	410,000	510,000	6,201	5,289	- 912	-15%
Urban Commercial	Greytown Commercial	410,000	750,000	7,445	7,443	- 2	0%
Urban Commercial	Greytown Commercial	410,000	880,000	6,201	6,692	491	8%
Urban Commercial	Greytown Commercial	410,000	920,000	6,466	7,820	1,354	21%
Urban Commercial	Greytown Commercial	410,000	1,190,000	6,201	8,445	2,244	36%

Urban Commercial	Greytown Commercial	410,000	1,560,000	6,201	12,160	5,959	96%
Urban Commercial	Greytown Commercial	410,000	6,270,000	19,231	32,552	13,321	69%
Urban Commercial	Greytown Commercial	420,000	470,000	4,461	2,871	- 1,590	-36%
Urban Commercial	Greytown Commercial	420,000	560,000	6,249	6,057	- 192	-3%
Urban Commercial	Greytown Commercial	420,000	710,000	4,644	4,526	- 117	-3%
Urban Commercial	Greytown Commercial	420,000	980,000	6,249	7,071	822	13%
Urban Commercial	Greytown Commercial	430,000	430,000	6,296	4,415	- 1,882	-30%
Urban Commercial	Greytown Commercial	430,000	510,000	5,107	3,422	- 1,685	-33%
Urban Commercial	Greytown Commercial	435,000	1,220,000	6,320	7,981	1,661	26%
Urban Commercial	Greytown Commercial	440,000	1,080,000	6,874	8,246	1,373	20%
Urban Commercial	Greytown Commercial	460,000	760,000	6,439	5,227	- 1,212	-19%
Urban Commercial	Greytown Commercial	495,000	800,000	6,606	5,326	- 1,280	-19%
Urban Commercial	Greytown Commercial	500,000	710,000	5,107	4,438	- 668	-13%
Urban Commercial	Greytown Commercial	510,000	570,000	9,321	8,295	- 1,026	-11%
Urban Commercial	Greytown Commercial	510,000	670,000	6,677	5,006	- 1,671	-25%
Urban Commercial	Greytown Commercial	520,000	1,300,000	9,369	12,796	3,428	37%
Urban Commercial	Greytown Commercial	540,000	1,320,000	7,085	8,758	1,673	24%
Urban Commercial	Greytown Commercial	550,000	560,000	10,599	9,789	- 810	-8%
Urban Commercial	Greytown Commercial	550,000	1,450,000	6,603	8,455	1,852	28%
Urban Commercial	Greytown Commercial	560,000	910,000	6,915	7,384	468	7%
Urban Commercial	Greytown Commercial	590,000	970,000	7,058	5,745	- 1,314	-19%
Urban Commercial	Greytown Commercial	590,000	1,020,000	9,702	8,646	- 1,056	-11%
Urban Commercial	Greytown Commercial	590,000	1,110,000	10,790	11,296	506	5%
Urban Commercial	Greytown Commercial	590,000	1,420,000	7,058	10,473	3,415	48%
Urban Commercial	Greytown Commercial	590,000	2,000,000	7,058	8,281	1,223	17%
Urban Commercial	Greytown Commercial	610,000	1,280,000	20,475	22,559	2,084	10%
Urban Commercial	Greytown Commercial	620,000	2,125,000	23,010	28,250	5,240	23%
Urban Commercial	Greytown Commercial	630,000	1,550,000	14,712	16,696	1,984	13%
Urban Commercial	Greytown Commercial	640,000	980,000	7,561	8,047	486	6%
Urban Commercial	Greytown Commercial	650,000	1,740,000	8,588	11,196	2,609	30%
Urban Commercial	Greytown Commercial	840,000	3,100,000	26,907	33,768	6,861	26%
Urban Commercial	Greytown Commercial	880,000	1,220,000	10,553	11,119	566	5%
Urban Commercial	Greytown Commercial	930,000	1,470,000	7,875	6,687	- 1,188	-15%
Urban Commercial	Greytown Commercial	1,030,000	5,250,000	34,717	55,457	20,740	60%
Urban Commercial	Greytown Commercial	1,330,000	2,600,000	25,665	28,431	2,766	11%
Urban Commercial	Greytown Commercial	1,870,000	6,440,000	24,239	38,858	14,619	60%
Urban Commercial	Martinborough Commercial	5,500	5,500	26	14	- 13	-48%
Urban Commercial	Martinborough Commercial	110,000	310,000	4,773	4,531	- 241	-5%
Urban Commercial	Martinborough Commercial	120,000	260,000	4,820	4,342	- 479	-10%
Urban Commercial	Martinborough Commercial	120,000	300,000	4,820	4,493	- 327	-7%
Urban Commercial	Martinborough Commercial	128,000	1,640,000	22,973	27,835	4,863	21%
Urban Commercial	Martinborough Commercial	130,000	131,000	3,263	3,275	12	0%
Urban Commercial	Martinborough Commercial	130,000	240,000	5,350	4,896	- 455	-8%
Urban Commercial	Martinborough Commercial	130,000	270,000	4,868	4,380	- 488	-10%
Urban Commercial	Martinborough Commercial	140,000	330,000	4,915	4,607	- 308	-6%
Urban Commercial	Martinborough Commercial	147,000	175,000	3,344	3,209	- 135	-4%
Urban Commercial	Martinborough Commercial	150,000	430,000	4,963	4,415	- 548	-11%
Urban Commercial	Martinborough Commercial	160,000	270,000	5,011	4,380	- 631	-13%
Urban Commercial	Martinborough Commercial	180,000	410,000	5,106	4,910	- 196	-4%
Urban Commercial	Martinborough Commercial	180,000	480,000	2,101	2,426	325	15%
Urban Commercial	Martinborough Commercial	180,000	810,000	6,350	7,671	1,321	21%
Urban Commercial	Martinborough Commercial	190,000	190,000	905	720	- 184	-20%
Urban Commercial	Martinborough Commercial	190,000	290,000	6,036	6,365	329	5%
Urban Commercial	Martinborough Commercial	190,000	520,000	5,154	5,905	752	15%
Urban Commercial	Martinborough Commercial	190,000	640,000	2,149	2,820	671	31%
Urban Commercial	Martinborough Commercial	195,000	590,000	5,795	6,321	526	9%
Urban Commercial	Martinborough Commercial	195,000	600,000	2,172	2,721	549	25%
Urban Commercial	Martinborough Commercial	195,000	660,000	2,172	2,869	697	32%
Urban Commercial	Martinborough Commercial	200,000	201,000	3,596	3,540	- 56	-2%
Urban Commercial	Martinborough Commercial	200,000	201,000	3,596	3,540	- 56	-2%
Urban Commercial	Martinborough Commercial	200,000	610,000	5,819	6,370	551	9%
Urban Commercial	Martinborough Commercial	205,000	500,000	2,220	2,475	255	11%
Urban Commercial	Martinborough Commercial	205,000	610,000	2,220	2,746	526	24%
Urban Commercial	Martinborough Commercial	205,000	660,000	2,220	2,869	649	29%
Urban Commercial	Martinborough Commercial	210,000	660,000	2,244	2,869	625	28%
Urban Commercial	Martinborough Commercial	210,000	1,240,000	2,244	5,945	3,701	165%
Urban Commercial	Martinborough Commercial	220,000	220,000	4,107	3,000	- 1,107	-27%
Urban Commercial	Martinborough Commercial	230,000	230,000	5,344	3,922	- 1,422	-27%
Urban Commercial	Martinborough Commercial	230,000	435,000	5,344	5,005	- 339	-6%
Urban Commercial	Martinborough Commercial	240,000	240,000	6,166	6,068	- 98	-2%
Urban Commercial	Martinborough Commercial	240,000	240,000	5,392	4,266	- 1,126	-21%
Urban Commercial	Martinborough Commercial	245,000	420,000	5,415	4,948	- 467	-9%
Urban Commercial	Martinborough Commercial	250,000	600,000	7,213	8,249	1,036	14%
Urban Commercial	Martinborough Commercial	250,000	800,000	5,439	6,389	950	17%
Urban Commercial	Martinborough Commercial	254,000	878,000	5,097	7,351	2,253	44%
Urban Commercial	Martinborough Commercial	255,000	360,000	5,463	4,242	- 1,221	-22%
Urban Commercial	Martinborough Commercial	260,000	260,000	5,487	4,342	- 1,145	-21%
Urban Commercial	Martinborough Commercial	260,000	261,000	5,487	3,999	- 1,488	-27%
Urban Commercial	Martinborough Commercial	260,000	415,000	5,487	4,378	- 1,109	-20%
Urban Commercial	Martinborough Commercial	260,000	580,000	6,731	6,028	- 703	-10%
Urban Commercial	Martinborough Commercial	260,000	600,000	5,487	5,631	144	3%
Urban Commercial	Martinborough Commercial	270,000	280,000	4,913	3,423	- 1,489	-30%
Urban Commercial	Martinborough Commercial	280,000	281,000	4,059	2,804	- 1,255	-31%

Urban Commercial	Martinborough Commercial	280,000	410,000	5,582	4,366	- 1,217	-22%
Urban Commercial	Martinborough Commercial	290,000	290,000	1,646	1,497	- 148	-9%
Urban Commercial	Martinborough Commercial	295,000	610,000	8,562	8,845	282	3%
Urban Commercial	Martinborough Commercial	300,000	315,000	5,677	4,132	- 1,546	-27%
Urban Commercial	Martinborough Commercial	300,000	440,000	5,677	5,024	- 653	-12%
Urban Commercial	Martinborough Commercial	310,000	310,000	5,725	4,119	- 1,606	-28%
Urban Commercial	Martinborough Commercial	310,000	315,000	2,930	2,364	- 567	-19%
Urban Commercial	Martinborough Commercial	310,000	550,000	5,725	4,710	- 1,015	-18%
Urban Commercial	Martinborough Commercial	315,000	340,000	5,127	4,023	- 1,104	-22%
Urban Commercial	Martinborough Commercial	320,000	320,000	4,583	2,954	- 1,629	-36%
Urban Commercial	Martinborough Commercial	320,000	325,000	1,524	800	- 723	-47%
Urban Commercial	Martinborough Commercial	320,000	360,000	1,524	886	- 637	-42%
Urban Commercial	Martinborough Commercial	320,000	400,000	5,494	4,341	- 1,153	-21%
Urban Commercial	Martinborough Commercial	320,000	670,000	8,416	9,252	836	10%
Urban Commercial	Martinborough Commercial	320,000	880,000	5,773	6,692	920	16%
Urban Commercial	Martinborough Commercial	330,000	660,000	5,820	5,858	38	1%
Urban Commercial	Martinborough Commercial	335,000	1,070,000	5,844	5,991	147	3%
Urban Commercial	Martinborough Commercial	340,000	530,000	7,112	6,609	- 502	-7%
Urban Commercial	Martinborough Commercial	340,000	940,000	7,112	8,164	1,052	15%
Urban Commercial	Martinborough Commercial	350,000	1,250,000	10,891	13,722	2,831	26%
Urban Commercial	Martinborough Commercial	350,000	1,370,000	1,667	5,194	3,527	212%
Urban Commercial	Martinborough Commercial	350,000	2,500,000	9,538	18,770	9,231	97%
Urban Commercial	Martinborough Commercial	360,000	370,000	1,714	911	- 803	-47%
Urban Commercial	Martinborough Commercial	360,000	430,000	5,963	4,986	- 977	-16%
Urban Commercial	Martinborough Commercial	360,000	660,000	5,963	5,858	- 105	-2%
Urban Commercial	Martinborough Commercial	365,000	425,000	3,138	2,581	- 557	-18%
Urban Commercial	Martinborough Commercial	365,000	460,000	5,987	5,100	- 887	-15%
Urban Commercial	Martinborough Commercial	370,000	495,000	7,255	6,477	- 778	-11%
Urban Commercial	Martinborough Commercial	380,000	630,000	6,058	6,322	264	4%
Urban Commercial	Martinborough Commercial	380,000	670,000	6,058	5,006	- 1,052	-17%
Urban Commercial	Martinborough Commercial	380,000	1,130,000	6,058	7,640	1,582	26%
Urban Commercial	Martinborough Commercial	380,000	1,150,000	15,546	20,764	5,218	34%
Urban Commercial	Martinborough Commercial	385,000	425,000	5,803	4,403	- 1,401	-24%
Urban Commercial	Martinborough Commercial	390,000	445,000	5,827	4,452	- 1,375	-24%
Urban Commercial	Martinborough Commercial	390,000	485,000	5,827	4,550	- 1,277	-22%
Urban Commercial	Martinborough Commercial	390,000	1,500,000	3,183	4,272	1,089	34%
Urban Commercial	Martinborough Commercial	405,000	406,000	5,913	3,958	- 1,955	-33%
Urban Commercial	Martinborough Commercial	420,000	1,300,000	12,468	15,082	2,614	21%
Urban Commercial	Martinborough Commercial	430,000	1,270,000	7,540	9,415	1,874	25%
Urban Commercial	Martinborough Commercial	440,000	1,560,000	10,076	13,002	2,926	29%
Urban Commercial	Martinborough Commercial	480,000	590,000	5,012	4,349	- 663	-13%
Urban Commercial	Martinborough Commercial	550,000	630,000	6,868	4,907	- 1,960	-29%
Urban Commercial	Martinborough Commercial	550,000	2,200,000	6,480	8,665	2,185	34%
Urban Commercial	Martinborough Commercial	560,000	840,000	10,647	10,272	- 375	-4%
Urban Commercial	Martinborough Commercial	590,000	830,000	8,193	7,639	- 555	-7%
Urban Commercial	Martinborough Commercial	590,000	890,000	7,058	7,308	250	4%
Urban Commercial	Martinborough Commercial	610,000	620,000	7,154	4,883	- 2,271	-32%
Urban Commercial	Martinborough Commercial	630,000	730,000	7,249	6,123	- 1,125	-16%
Urban Commercial	Martinborough Commercial	640,000	1,350,000	7,296	6,680	- 616	-8%
Urban Commercial	Martinborough Commercial	650,000	1,310,000	12,319	13,298	979	8%
Urban Commercial	Martinborough Commercial	680,000	1,690,000	5,617	6,542	925	16%
Urban Commercial	Martinborough Commercial	740,000	1,780,000	11,504	13,836	2,332	20%
Urban Commercial	Martinborough Commercial	780,000	1,350,000	11,586	12,098	512	4%
Urban Commercial	Martinborough Commercial	780,000	2,060,000	7,575	8,899	1,323	17%
Urban Commercial	Martinborough Commercial	790,000	4,230,000	5,088	16,614	11,526	227%
Urban Commercial	Martinborough Commercial	800,000	1,470,000	6,453	8,351	1,898	29%
Urban Commercial	Martinborough Commercial	800,000	2,340,000	33,745	43,622	9,878	29%
Urban Commercial	Martinborough Commercial	880,000	880,000	7,250	5,502	- 1,748	-24%
Urban Commercial	Martinborough Commercial	880,000	1,200,000	7,817	7,283	- 534	-7%
Urban Commercial	Martinborough Commercial	920,000	2,550,000	39,618	44,015	4,397	11%
Urban Commercial	Martinborough Commercial	990,000	1,020,000	11,342	8,248	- 3,094	-27%
Urban Residential	Featherston Urban	14,000	14,000	33	33	- 0	-1%
Urban Residential	Featherston Urban	26,000	26,000	62	61	- 1	-1%
Urban Residential	Featherston Urban	41,000	42,000	98	99	1	1%
Urban Residential	Featherston Urban	46,000	46,000	110	108	- 1	-1%
Urban Residential	Featherston Urban	69,000	290,000	4,413	4,039	- 374	-8%
Urban Residential	Featherston Urban	100,000	300,000	4,487	4,062	- 425	-9%
Urban Residential	Featherston Urban	100,000	345,000	4,487	4,168	- 319	-7%
Urban Residential	Featherston Urban	100,000	500,000	4,487	4,533	46	1%
Urban Residential	Featherston Urban	114,000	280,000	4,520	4,015	- 505	-11%
Urban Residential	Featherston Urban	114,000	345,000	4,520	4,168	- 352	-8%
Urban Residential	Featherston Urban	114,000	390,000	4,520	4,274	- 246	-5%
Urban Residential	Featherston Urban	115,000	250,000	4,523	3,945	- 578	-13%
Urban Residential	Featherston Urban	120,000	175,000	3,345	2,578	- 767	-23%
Urban Residential	Featherston Urban	120,000	580,000	4,535	4,722	187	4%
Urban Residential	Featherston Urban	126,000	305,000	4,549	4,074	- 475	-10%
Urban Residential	Featherston Urban	126,000	305,000	4,549	4,074	- 475	-10%
Urban Residential	Featherston Urban	126,000	310,000	4,549	4,086	- 463	-10%
Urban Residential	Featherston Urban	126,000	310,000	4,549	4,086	- 463	-10%
Urban Residential	Featherston Urban	126,000	335,000	4,549	4,145	- 404	-9%
Urban Residential	Featherston Urban	126,000	335,000	4,549	4,145	- 404	-9%
Urban Residential	Featherston Urban	126,000	335,000	4,549	4,145	- 404	-9%
Urban Residential	Featherston Urban	126,000	380,000	4,549	4,251	- 298	-7%



Urban Residential	Featherston Urban	126,000	490,000	4,549	4,510	-	39	-1%
Urban Residential	Featherston Urban	128,000	280,000	4,554	4,015	-	538	-12%
Urban Residential	Featherston Urban	129,000	280,000	4,556	4,015	-	541	-12%
Urban Residential	Featherston Urban	129,000	350,000	4,556	4,180	-	376	-8%
Urban Residential	Featherston Urban	129,000	400,000	4,556	4,298	-	258	-6%
Urban Residential	Featherston Urban	129,000	420,000	4,556	4,345	-	211	-5%
Urban Residential	Featherston Urban	129,000	430,000	4,556	4,368	-	188	-4%
Urban Residential	Featherston Urban	133,000	133,000	317	313	-	4	-1%
Urban Residential	Featherston Urban	133,000	375,000	4,565	4,239	-	327	-7%
Urban Residential	Featherston Urban	135,000	590,000	4,570	4,745	-	175	4%
Urban Residential	Featherston Urban	137,000	540,000	2,970	4,049	-	1,079	36%
Urban Residential	Featherston Urban	137,000	540,000	2,970	4,049	-	1,079	36%
Urban Residential	Featherston Urban	139,000	280,000	4,580	4,015	-	565	-12%
Urban Residential	Featherston Urban	139,000	360,000	4,580	4,204	-	376	-8%
Urban Residential	Featherston Urban	139,000	375,000	4,580	4,239	-	341	-7%
Urban Residential	Featherston Urban	139,000	375,000	4,580	4,239	-	341	-7%
Urban Residential	Featherston Urban	139,000	420,000	4,580	4,345	-	235	-5%
Urban Residential	Featherston Urban	139,000	450,000	4,580	4,416	-	164	-4%
Urban Residential	Featherston Urban	139,000	460,000	4,580	4,439	-	141	-3%
Urban Residential	Featherston Urban	139,000	465,000	4,580	4,451	-	129	-3%
Urban Residential	Featherston Urban	139,000	470,000	4,580	4,463	-	117	-3%
Urban Residential	Featherston Urban	139,000	475,000	4,580	4,474	-	105	-2%
Urban Residential	Featherston Urban	140,000	140,000	3,393	2,496	-	897	-26%
Urban Residential	Featherston Urban	140,000	140,000	3,393	2,496	-	897	-26%
Urban Residential	Featherston Urban	140,000	140,000	3,393	2,496	-	897	-26%
Urban Residential	Featherston Urban	140,000	200,000	4,582	3,827	-	755	-16%
Urban Residential	Featherston Urban	140,000	320,000	4,582	4,109	-	473	-10%
Urban Residential	Featherston Urban	143,000	370,000	4,589	4,227	-	362	-8%
Urban Residential	Featherston Urban	143,000	485,000	4,589	4,498	-	91	-2%
Urban Residential	Featherston Urban	143,000	485,000	4,589	4,498	-	91	-2%
Urban Residential	Featherston Urban	145,000	280,000	4,594	4,015	-	579	-13%
Urban Residential	Featherston Urban	145,000	360,000	4,594	4,204	-	390	-8%
Urban Residential	Featherston Urban	145,000	400,000	4,594	4,298	-	296	-6%
Urban Residential	Featherston Urban	145,000	460,000	4,594	4,439	-	155	-3%
Urban Residential	Featherston Urban	145,000	600,000	4,594	4,769	-	175	4%
Urban Residential	Featherston Urban	148,000	410,000	4,601	4,321	-	280	-6%
Urban Residential	Featherston Urban	150,000	150,000	3,416	2,519	-	897	-26%
Urban Residential	Featherston Urban	150,000	150,000	4,606	3,709	-	897	-19%
Urban Residential	Featherston Urban	150,000	150,000	3,416	2,519	-	897	-26%
Urban Residential	Featherston Urban	150,000	150,000	3,416	2,519	-	897	-26%
Urban Residential	Featherston Urban	150,000	150,000	3,416	2,519	-	897	-26%
Urban Residential	Featherston Urban	150,000	150,000	3,416	2,519	-	897	-26%
Urban Residential	Featherston Urban	150,000	150,000	3,416	2,519	-	897	-26%
Urban Residential	Featherston Urban	150,000	150,000	3,416	2,519	-	897	-26%
Urban Residential	Featherston Urban	150,000	150,000	3,416	2,519	-	897	-26%
Urban Residential	Featherston Urban	150,000	150,000	3,416	2,519	-	897	-26%
Urban Residential	Featherston Urban	150,000	150,000	3,416	2,519	-	897	-26%
Urban Residential	Featherston Urban	150,000	225,000	3,001	3,308	-	307	10%
Urban Residential	Featherston Urban	150,000	330,000	4,606	4,133	-	473	-10%
Urban Residential	Featherston Urban	150,000	330,000	4,606	4,133	-	473	-10%
Urban Residential	Featherston Urban	150,000	400,000	4,606	4,298	-	308	-7%
Urban Residential	Featherston Urban	150,000	460,000	4,606	4,439	-	167	-4%
Urban Residential	Featherston Urban	150,000	580,000	4,606	4,722	-	116	3%
Urban Residential	Featherston Urban	150,000	660,000	4,606	4,910	-	304	7%
Urban Residential	Featherston Urban	155,000	155,000	4,618	3,721	-	897	-19%
Urban Residential	Featherston Urban	155,000	155,000	4,618	3,721	-	897	-19%
Urban Residential	Featherston Urban	155,000	285,000	4,618	4,027	-	591	-13%
Urban Residential	Featherston Urban	155,000	365,000	4,618	4,215	-	402	-9%
Urban Residential	Featherston Urban	155,000	370,000	4,618	4,227	-	391	-8%
Urban Residential	Featherston Urban	155,000	375,000	4,618	4,239	-	379	-8%
Urban Residential	Featherston Urban	155,000	375,000	4,618	4,239	-	379	-8%
Urban Residential	Featherston Urban	155,000	390,000	7,262	7,630	-	369	5%
Urban Residential	Featherston Urban	155,000	395,000	4,618	4,286	-	332	-7%
Urban Residential	Featherston Urban	155,000	395,000	4,618	4,286	-	332	-7%
Urban Residential	Featherston Urban	155,000	405,000	4,618	4,310	-	308	-7%
Urban Residential	Featherston Urban	155,000	405,000	4,618	4,310	-	308	-7%
Urban Residential	Featherston Urban	155,000	405,000	4,618	4,310	-	308	-7%
Urban Residential	Featherston Urban	155,000	405,000	4,618	4,310	-	308	-7%
Urban Residential	Featherston Urban	155,000	410,000	4,618	4,321	-	297	-6%
Urban Residential	Featherston Urban	155,000	410,000	4,618	4,321	-	297	-6%
Urban Residential	Featherston Urban	155,000	410,000	4,618	4,321	-	297	-6%
Urban Residential	Featherston Urban	155,000	420,000	4,618	4,345	-	273	-6%
Urban Residential	Featherston Urban	155,000	420,000	4,618	4,345	-	273	-6%
Urban Residential	Featherston Urban	155,000	425,000	4,618	4,357	-	261	-6%
Urban Residential	Featherston Urban	155,000	425,000	4,618	4,357	-	261	-6%
Urban Residential	Featherston Urban	155,000	435,000	4,618	4,380	-	238	-5%
Urban Residential	Featherston Urban	155,000	435,000	4,618	4,380	-	238	-5%
Urban Residential	Featherston Urban	155,000	435,000	4,618	4,380	-	238	-5%
Urban Residential	Featherston Urban	155,000	435,000	4,618	4,380	-	238	-5%
Urban Residential	Featherston Urban	155,000	440,000	4,618	4,392	-	226	-5%
Urban Residential	Featherston Urban	155,000	440,000	3,013	3,814	-	801	27%
Urban Residential	Featherston Urban	155,000	440,000	4,618	4,392	-	226	-5%
Urban Residential	Featherston Urban	155,000	450,000	4,618	4,416	-	202	-4%























Urban Residential	Featherston Urban	210,000	500,000	4,749	4,533	-	216	-5%
Urban Residential	Featherston Urban	210,000	510,000	4,749	4,557	-	192	-4%
Urban Residential	Featherston Urban	210,000	525,000	4,749	4,592	-	157	-3%
Urban Residential	Featherston Urban	210,000	525,000	4,749	4,592	-	157	-3%
Urban Residential	Featherston Urban	210,000	610,000	4,749	4,792	-	43	1%
Urban Residential	Featherston Urban	210,000	610,000	4,749	4,792	-	43	1%
Urban Residential	Featherston Urban	210,000	690,000	4,749	4,981	-	232	5%
Urban Residential	Featherston Urban	210,000	830,000	4,749	5,310	-	561	12%
Urban Residential	Featherston Urban	215,000	215,000	3,571	2,672	-	899	-25%
Urban Residential	Featherston Urban	215,000	220,000	512	518	-	6	1%
Urban Residential	Featherston Urban	215,000	410,000	4,761	4,321	-	439	-9%
Urban Residential	Featherston Urban	215,000	420,000	4,761	4,345	-	416	-9%
Urban Residential	Featherston Urban	215,000	430,000	4,761	4,368	-	392	-8%
Urban Residential	Featherston Urban	215,000	450,000	4,761	4,416	-	345	-7%
Urban Residential	Featherston Urban	215,000	480,000	4,761	4,486	-	275	-6%
Urban Residential	Featherston Urban	215,000	500,000	4,761	4,533	-	227	-5%
Urban Residential	Featherston Urban	215,000	500,000	4,761	4,533	-	227	-5%
Urban Residential	Featherston Urban	215,000	560,000	4,761	4,675	-	86	-2%
Urban Residential	Featherston Urban	215,000	580,000	4,761	4,722	-	39	-1%
Urban Residential	Featherston Urban	215,000	580,000	7,405	7,500	-	95	1%
Urban Residential	Featherston Urban	215,000	600,000	4,761	4,769	-	8	0%
Urban Residential	Featherston Urban	215,000	600,000	4,761	4,769	-	8	0%
Urban Residential	Featherston Urban	215,000	660,000	4,761	4,910	-	149	3%
Urban Residential	Featherston Urban	215,000	770,000	4,761	5,747	-	986	21%
Urban Residential	Featherston Urban	220,000	365,000	4,773	4,215	-	557	-12%
Urban Residential	Featherston Urban	220,000	405,000	4,773	4,310	-	463	-10%
Urban Residential	Featherston Urban	220,000	415,000	4,773	4,333	-	440	-9%
Urban Residential	Featherston Urban	220,000	430,000	4,773	4,368	-	404	-8%
Urban Residential	Featherston Urban	220,000	430,000	3,529	3,124	-	404	-11%
Urban Residential	Featherston Urban	220,000	440,000	4,773	4,392	-	381	-8%
Urban Residential	Featherston Urban	220,000	440,000	4,773	4,392	-	381	-8%
Urban Residential	Featherston Urban	220,000	440,000	4,773	4,392	-	381	-8%
Urban Residential	Featherston Urban	220,000	440,000	4,773	4,392	-	381	-8%
Urban Residential	Featherston Urban	220,000	450,000	4,773	4,416	-	357	-7%
Urban Residential	Featherston Urban	220,000	455,000	4,773	4,427	-	345	-7%
Urban Residential	Featherston Urban	220,000	455,000	4,773	4,427	-	345	-7%
Urban Residential	Featherston Urban	220,000	455,000	4,773	4,427	-	345	-7%
Urban Residential	Featherston Urban	220,000	455,000	4,773	4,427	-	345	-7%
Urban Residential	Featherston Urban	220,000	460,000	4,773	4,439	-	334	-7%
Urban Residential	Featherston Urban	220,000	465,000	4,773	4,451	-	322	-7%
Urban Residential	Featherston Urban	220,000	465,000	4,773	4,451	-	322	-7%
Urban Residential	Featherston Urban	220,000	470,000	4,773	4,463	-	310	-6%
Urban Residential	Featherston Urban	220,000	470,000	4,773	4,463	-	310	-6%
Urban Residential	Featherston Urban	220,000	470,000	4,773	4,463	-	310	-6%
Urban Residential	Featherston Urban	220,000	485,000	4,773	4,498	-	275	-6%
Urban Residential	Featherston Urban	220,000	490,000	4,773	4,510	-	263	-6%
Urban Residential	Featherston Urban	220,000	495,000	4,773	4,521	-	251	-5%
Urban Residential	Featherston Urban	220,000	505,000	4,773	4,545	-	228	-5%
Urban Residential	Featherston Urban	220,000	510,000	4,773	4,557	-	216	-5%
Urban Residential	Featherston Urban	220,000	510,000	4,773	4,557	-	216	-5%
Urban Residential	Featherston Urban	220,000	520,000	4,773	4,580	-	192	-4%
Urban Residential	Featherston Urban	220,000	560,000	4,773	4,675	-	98	-2%
Urban Residential	Featherston Urban	220,000	590,000	4,773	4,745	-	27	-1%
Urban Residential	Featherston Urban	220,000	630,000	4,773	4,839	-	67	1%
Urban Residential	Featherston Urban	220,000	640,000	4,773	4,863	-	90	2%
Urban Residential	Featherston Urban	220,000	700,000	4,773	5,004	-	232	5%
Urban Residential	Featherston Urban	225,000	350,000	4,785	4,180	-	604	-13%
Urban Residential	Featherston Urban	225,000	425,000	4,785	4,357	-	428	-9%
Urban Residential	Featherston Urban	225,000	440,000	4,785	4,392	-	393	-8%
Urban Residential	Featherston Urban	225,000	450,000	4,785	4,416	-	369	-8%
Urban Residential	Featherston Urban	225,000	455,000	4,785	4,427	-	357	-7%
Urban Residential	Featherston Urban	225,000	460,000	4,785	4,439	-	345	-7%
Urban Residential	Featherston Urban	225,000	480,000	4,785	4,486	-	298	-6%
Urban Residential	Featherston Urban	225,000	550,000	12,716	14,719	-	2,003	16%
Urban Residential	Featherston Urban	225,000	640,000	4,785	4,863	-	78	2%
Urban Residential	Featherston Urban	230,000	420,000	4,796	4,345	-	452	-9%
Urban Residential	Featherston Urban	230,000	455,000	4,796	4,427	-	369	-8%
Urban Residential	Featherston Urban	230,000	540,000	4,796	4,627	-	169	-4%
Urban Residential	Featherston Urban	230,000	600,000	4,796	4,769	-	28	-1%
Urban Residential	Featherston Urban	230,000	640,000	4,796	4,863	-	66	1%
Urban Residential	Featherston Urban	235,000	235,000	3,619	2,719	-	900	-25%
Urban Residential	Featherston Urban	235,000	275,000	3,564	2,759	-	805	-23%
Urban Residential	Featherston Urban	235,000	395,000	4,808	4,286	-	522	-11%
Urban Residential	Featherston Urban	235,000	405,000	4,808	4,310	-	499	-10%
Urban Residential	Featherston Urban	235,000	430,000	4,808	4,368	-	440	-9%
Urban Residential	Featherston Urban	235,000	450,000	4,808	4,416	-	393	-8%
Urban Residential	Featherston Urban	235,000	450,000	4,808	4,416	-	393	-8%
Urban Residential	Featherston Urban	235,000	465,000	4,808	4,451	-	358	-7%
Urban Residential	Featherston Urban	235,000	485,000	5,073	5,474	-	401	8%
Urban Residential	Featherston Urban	235,000	490,000	4,808	4,510	-	299	-6%
Urban Residential	Featherston Urban	235,000	495,000	4,808	4,521	-	287	-6%
Urban Residential	Featherston Urban	235,000	495,000	4,808	4,521	-	287	-6%





Urban Residential	Featherston Urban	245,000	830,000	4,832	5,310	478	10%
Urban Residential	Featherston Urban	245,000	850,000	4,832	5,357	525	11%
Urban Residential	Featherston Urban	250,000	250,000	4,844	3,945	- 899	-19%
Urban Residential	Featherston Urban	250,000	251,000	3,655	2,757	- 898	-25%
Urban Residential	Featherston Urban	250,000	420,000	4,844	4,345	- 499	-10%
Urban Residential	Featherston Urban	250,000	430,000	4,844	4,368	- 476	-10%
Urban Residential	Featherston Urban	250,000	440,000	4,844	4,392	- 452	-9%
Urban Residential	Featherston Urban	250,000	440,000	4,844	4,392	- 452	-9%
Urban Residential	Featherston Urban	250,000	445,000	4,844	4,404	- 440	-9%
Urban Residential	Featherston Urban	250,000	470,000	4,844	4,463	- 381	-8%
Urban Residential	Featherston Urban	250,000	480,000	4,844	4,486	- 358	-7%
Urban Residential	Featherston Urban	250,000	485,000	4,844	4,498	- 346	-7%
Urban Residential	Featherston Urban	250,000	485,000	4,844	4,498	- 346	-7%
Urban Residential	Featherston Urban	250,000	485,000	4,844	4,498	- 346	-7%
Urban Residential	Featherston Urban	250,000	490,000	4,844	4,510	- 334	-7%
Urban Residential	Featherston Urban	250,000	490,000	4,844	4,510	- 334	-7%
Urban Residential	Featherston Urban	250,000	520,000	4,844	4,580	- 264	-5%
Urban Residential	Featherston Urban	250,000	525,000	4,844	4,592	- 252	-5%
Urban Residential	Featherston Urban	250,000	540,000	4,844	4,627	- 217	-4%
Urban Residential	Featherston Urban	250,000	610,000	5,979	6,506	527	9%
Urban Residential	Featherston Urban	250,000	660,000	4,844	4,910	66	1%
Urban Residential	Featherston Urban	255,000	265,000	3,666	2,790	- 877	-24%
Urban Residential	Featherston Urban	255,000	430,000	4,856	4,368	- 488	-10%
Urban Residential	Featherston Urban	255,000	435,000	4,856	4,380	- 476	-10%
Urban Residential	Featherston Urban	255,000	435,000	4,856	4,380	- 476	-10%
Urban Residential	Featherston Urban	255,000	450,000	4,856	4,416	- 440	-9%
Urban Residential	Featherston Urban	255,000	470,000	5,991	5,599	- 393	-7%
Urban Residential	Featherston Urban	255,000	480,000	4,856	4,486	- 370	-8%
Urban Residential	Featherston Urban	255,000	500,000	4,856	4,533	- 323	-7%
Urban Residential	Featherston Urban	255,000	505,000	4,856	4,545	- 311	-6%
Urban Residential	Featherston Urban	255,000	520,000	7,235	6,960	- 275	-4%
Urban Residential	Featherston Urban	255,000	540,000	4,856	4,627	- 229	-5%
Urban Residential	Featherston Urban	255,000	540,000	4,856	4,627	- 229	-5%
Urban Residential	Featherston Urban	255,000	570,000	4,856	4,698	- 158	-3%
Urban Residential	Featherston Urban	255,000	620,000	4,856	4,816	- 40	-1%
Urban Residential	Featherston Urban	255,000	640,000	4,856	4,863	7	0%
Urban Residential	Featherston Urban	255,000	650,000	4,856	4,886	30	1%
Urban Residential	Featherston Urban	255,000	660,000	4,856	4,910	54	1%
Urban Residential	Featherston Urban	255,000	660,000	4,856	4,910	54	1%
Urban Residential	Featherston Urban	260,000	350,000	3,624	2,936	- 688	-19%
Urban Residential	Featherston Urban	260,000	630,000	3,345	3,595	250	7%
Urban Residential	Featherston Urban	265,000	265,000	4,880	3,980	- 900	-18%
Urban Residential	Featherston Urban	265,000	515,000	4,880	4,569	- 311	-6%
Urban Residential	Featherston Urban	265,000	515,000	4,880	4,569	- 311	-6%
Urban Residential	Featherston Urban	265,000	520,000	4,880	5,158	279	6%
Urban Residential	Featherston Urban	265,000	730,000	4,880	5,075	195	4%
Urban Residential	Featherston Urban	270,000	270,000	4,892	3,992	- 900	-18%
Urban Residential	Featherston Urban	270,000	270,000	3,702	2,802	- 900	-24%
Urban Residential	Featherston Urban	270,000	270,000	4,270	3,370	- 900	-21%
Urban Residential	Featherston Urban	270,000	450,000	4,892	4,416	- 476	-10%
Urban Residential	Featherston Urban	270,000	465,000	4,892	4,451	- 441	-9%
Urban Residential	Featherston Urban	270,000	485,000	4,892	4,498	- 394	-8%
Urban Residential	Featherston Urban	270,000	485,000	4,892	4,498	- 394	-8%
Urban Residential	Featherston Urban	270,000	490,000	4,892	4,510	- 382	-8%
Urban Residential	Featherston Urban	270,000	500,000	4,892	4,533	- 358	-7%
Urban Residential	Featherston Urban	270,000	550,000	4,892	4,651	- 241	-5%
Urban Residential	Featherston Urban	270,000	610,000	4,892	4,792	- 99	-2%
Urban Residential	Featherston Urban	270,000	730,000	4,892	5,075	183	4%
Urban Residential	Featherston Urban	270,000	800,000	4,892	5,240	348	7%
Urban Residential	Featherston Urban	270,000	1,300,000	4,892	6,417	1,525	31%
Urban Residential	Featherston Urban	275,000	345,000	4,904	4,168	- 735	-15%
Urban Residential	Featherston Urban	275,000	680,000	4,904	4,957	53	1%
Urban Residential	Featherston Urban	275,000	900,000	4,904	5,475	571	12%
Urban Residential	Featherston Urban	280,000	345,000	3,726	2,978	- 748	-20%
Urban Residential	Featherston Urban	280,000	410,000	4,915	4,321	- 594	-12%
Urban Residential	Featherston Urban	280,000	465,000	4,915	4,451	- 465	-9%
Urban Residential	Featherston Urban	280,000	515,000	4,915	4,569	- 347	-7%
Urban Residential	Featherston Urban	280,000	525,000	4,915	4,592	- 323	-7%
Urban Residential	Featherston Urban	280,000	545,000	4,915	4,639	- 276	-6%
Urban Residential	Featherston Urban	280,000	560,000	4,915	4,675	- 241	-5%
Urban Residential	Featherston Urban	280,000	610,000	7,559	8,148	589	8%
Urban Residential	Featherston Urban	280,000	630,000	6,159	6,661	502	8%
Urban Residential	Featherston Urban	280,000	640,000	4,915	4,863	- 53	-1%
Urban Residential	Featherston Urban	280,000	700,000	3,672	4,338	667	18%
Urban Residential	Featherston Urban	280,000	750,000	4,915	5,122	206	4%
Urban Residential	Featherston Urban	290,000	290,000	3,695	2,795	- 901	-24%
Urban Residential	Featherston Urban	290,000	390,000	4,317	3,652	- 665	-15%
Urban Residential	Featherston Urban	290,000	500,000	4,939	4,533	- 406	-8%
Urban Residential	Featherston Urban	290,000	525,000	4,939	4,592	- 347	-7%
Urban Residential	Featherston Urban	290,000	540,000	4,939	4,627	- 312	-6%
Urban Residential	Featherston Urban	290,000	630,000	4,939	4,839	- 100	-2%
Urban Residential	Featherston Urban	290,000	630,000	4,939	4,839	- 100	-2%
Urban Residential	Featherston Urban	295,000	820,000	6,086	6,423	336	6%

Urban Residential	Featherston Urban	300,000	305,000	3,719	2,830	- 889	-24%
Urban Residential	Featherston Urban	300,000	600,000	4,963	4,769	- 194	-4%
Urban Residential	Featherston Urban	300,000	895,000	23,470	28,955	5,485	23%
Urban Residential	Featherston Urban	305,000	305,000	4,975	4,074	- 901	-18%
Urban Residential	Featherston Urban	305,000	420,000	4,975	4,345	- 630	-13%
Urban Residential	Featherston Urban	305,000	435,000	4,975	4,380	- 595	-12%
Urban Residential	Featherston Urban	305,000	510,000	2,596	2,177	- 419	-16%
Urban Residential	Featherston Urban	305,000	540,000	4,975	4,627	- 348	-7%
Urban Residential	Featherston Urban	305,000	545,000	4,975	4,639	- 336	-7%
Urban Residential	Featherston Urban	305,000	550,000	3,731	3,985	254	7%
Urban Residential	Featherston Urban	305,000	570,000	4,975	4,698	- 277	-6%
Urban Residential	Featherston Urban	305,000	570,000	4,975	4,698	- 277	-6%
Urban Residential	Featherston Urban	305,000	580,000	4,975	4,722	- 253	-5%
Urban Residential	Featherston Urban	305,000	610,000	4,975	4,792	- 183	-4%
Urban Residential	Featherston Urban	305,000	610,000	4,975	4,792	- 183	-4%
Urban Residential	Featherston Urban	305,000	610,000	4,975	4,792	- 183	-4%
Urban Residential	Featherston Urban	305,000	660,000	4,975	4,910	- 65	-1%
Urban Residential	Featherston Urban	305,000	700,000	4,975	5,004	29	1%
Urban Residential	Featherston Urban	305,000	700,000	4,975	5,004	29	1%
Urban Residential	Featherston Urban	305,000	710,000	4,975	5,028	53	1%
Urban Residential	Featherston Urban	305,000	720,000	4,975	5,051	76	2%
Urban Residential	Featherston Urban	305,000	780,000	4,975	5,192	217	4%
Urban Residential	Featherston Urban	305,000	850,000	4,975	5,357	382	8%
Urban Residential	Featherston Urban	310,000	790,000	4,987	5,216	229	5%
Urban Residential	Featherston Urban	315,000	320,000	3,394	3,531	138	4%
Urban Residential	Featherston Urban	315,000	430,000	4,999	4,368	- 630	-13%
Urban Residential	Featherston Urban	315,000	455,000	4,999	4,427	- 572	-11%
Urban Residential	Featherston Urban	315,000	490,000	4,999	4,510	- 489	-10%
Urban Residential	Featherston Urban	315,000	500,000	4,999	4,533	- 466	-9%
Urban Residential	Featherston Urban	315,000	515,000	4,999	4,569	- 430	-9%
Urban Residential	Featherston Urban	315,000	540,000	4,999	4,627	- 371	-7%
Urban Residential	Featherston Urban	315,000	540,000	4,999	4,627	- 371	-7%
Urban Residential	Featherston Urban	315,000	660,000	4,999	4,910	- 89	-2%
Urban Residential	Featherston Urban	315,000	700,000	4,999	5,582	583	12%
Urban Residential	Featherston Urban	315,000	730,000	4,999	5,075	76	2%
Urban Residential	Featherston Urban	315,000	780,000	4,999	5,192	194	4%
Urban Residential	Featherston Urban	325,000	325,000	5,023	4,121	- 901	-18%
Urban Residential	Featherston Urban	325,000	510,000	5,023	4,557	- 466	-9%
Urban Residential	Featherston Urban	325,000	525,000	5,023	4,592	- 431	-9%
Urban Residential	Featherston Urban	325,000	580,000	5,023	4,722	- 301	-6%
Urban Residential	Featherston Urban	325,000	590,000	5,023	4,745	- 277	-6%
Urban Residential	Featherston Urban	325,000	590,000	5,023	4,745	- 277	-6%
Urban Residential	Featherston Urban	325,000	600,000	5,023	4,769	- 254	-5%
Urban Residential	Featherston Urban	325,000	610,000	5,023	4,792	- 230	-5%
Urban Residential	Featherston Urban	325,000	620,000	5,023	4,816	- 207	-4%
Urban Residential	Featherston Urban	325,000	630,000	5,023	4,839	- 183	-4%
Urban Residential	Featherston Urban	325,000	640,000	5,023	4,863	- 160	-3%
Urban Residential	Featherston Urban	325,000	640,000	5,023	4,863	- 160	-3%
Urban Residential	Featherston Urban	325,000	700,000	5,023	5,004	- 18	0%
Urban Residential	Featherston Urban	325,000	740,000	5,023	5,098	76	2%
Urban Residential	Featherston Urban	325,000	770,000	5,023	5,169	146	3%
Urban Residential	Featherston Urban	325,000	860,000	5,023	5,381	358	7%
Urban Residential	Featherston Urban	330,000	440,000	5,035	4,392	- 643	-13%
Urban Residential	Featherston Urban	330,000	480,000	3,791	3,242	- 549	-14%
Urban Residential	Featherston Urban	330,000	590,000	5,035	4,745	- 289	-6%
Urban Residential	Featherston Urban	330,000	600,000	5,035	4,769	- 266	-5%
Urban Residential	Featherston Urban	330,000	600,000	5,035	4,769	- 266	-5%
Urban Residential	Featherston Urban	330,000	600,000	5,035	4,769	- 266	-5%
Urban Residential	Featherston Urban	330,000	670,000	5,035	4,933	- 101	-2%
Urban Residential	Featherston Urban	330,000	700,000	5,035	5,004	- 30	-1%
Urban Residential	Featherston Urban	340,000	510,000	5,058	4,557	- 502	-10%
Urban Residential	Featherston Urban	340,000	530,000	5,058	4,604	- 454	-9%
Urban Residential	Featherston Urban	340,000	630,000	5,058	4,839	- 219	-4%
Urban Residential	Featherston Urban	340,000	660,000	7,437	7,290	- 147	-2%
Urban Residential	Featherston Urban	350,000	560,000	5,082	4,675	- 408	-8%
Urban Residential	Featherston Urban	350,000	560,000	5,082	4,675	- 408	-8%
Urban Residential	Featherston Urban	350,000	590,000	5,082	4,745	- 337	-7%
Urban Residential	Featherston Urban	355,000	500,000	5,094	4,533	- 561	-11%
Urban Residential	Featherston Urban	355,000	540,000	7,738	7,983	246	3%
Urban Residential	Featherston Urban	355,000	590,000	5,094	4,745	- 349	-7%
Urban Residential	Featherston Urban	355,000	620,000	5,094	4,816	- 278	-5%
Urban Residential	Featherston Urban	355,000	620,000	5,094	4,816	- 278	-5%
Urban Residential	Featherston Urban	355,000	660,000	5,094	4,910	- 184	-4%
Urban Residential	Featherston Urban	355,000	695,000	18,313	21,772	3,459	19%
Urban Residential	Featherston Urban	355,000	700,000	5,094	5,004	- 90	-2%
Urban Residential	Featherston Urban	355,000	760,000	4,829	4,747	- 82	-2%
Urban Residential	Featherston Urban	355,000	800,000	5,094	5,240	146	3%
Urban Residential	Featherston Urban	360,000	600,000	5,106	4,769	- 337	-7%
Urban Residential	Featherston Urban	365,000	370,000	3,361	2,469	- 892	-27%
Urban Residential	Featherston Urban	365,000	630,000	5,118	4,839	- 279	-5%
Urban Residential	Featherston Urban	370,000	600,000	5,130	4,769	- 361	-7%
Urban Residential	Featherston Urban	375,000	405,000	2,347	2,542	194	8%

Urban Residential	Featherston Urban	375,000	470,000	5,142	4,463	- 679	-13%
Urban Residential	Featherston Urban	375,000	500,000	5,142	4,533	- 608	-12%
Urban Residential	Featherston Urban	375,000	580,000	5,142	4,722	- 420	-8%
Urban Residential	Featherston Urban	375,000	590,000	5,142	4,745	- 397	-8%
Urban Residential	Featherston Urban	375,000	600,000	5,142	4,769	- 373	-7%
Urban Residential	Featherston Urban	375,000	620,000	5,142	4,816	- 326	-6%
Urban Residential	Featherston Urban	375,000	660,000	5,142	4,910	- 232	-5%
Urban Residential	Featherston Urban	375,000	820,000	5,142	5,287	145	3%
Urban Residential	Featherston Urban	380,000	510,000	5,154	4,557	- 597	-12%
Urban Residential	Featherston Urban	385,000	425,000	3,296	3,381	85	3%
Urban Residential	Featherston Urban	385,000	460,000	2,052	2,219	167	8%
Urban Residential	Featherston Urban	385,000	465,000	5,165	4,451	- 715	-14%
Urban Residential	Featherston Urban	385,000	470,000	5,165	4,463	- 703	-14%
Urban Residential	Featherston Urban	385,000	520,000	4,544	3,958	- 585	-13%
Urban Residential	Featherston Urban	385,000	530,000	5,165	4,604	- 562	-11%
Urban Residential	Featherston Urban	385,000	545,000	5,165	4,639	- 526	-10%
Urban Residential	Featherston Urban	385,000	550,000	5,165	4,651	- 515	-10%
Urban Residential	Featherston Urban	385,000	560,000	5,165	4,675	- 491	-10%
Urban Residential	Featherston Urban	385,000	600,000	5,165	4,769	- 397	-8%
Urban Residential	Featherston Urban	385,000	620,000	5,165	4,816	- 350	-7%
Urban Residential	Featherston Urban	390,000	900,000	5,177	5,475	298	6%
Urban Residential	Featherston Urban	400,000	400,000	5,201	4,298	- 903	-17%
Urban Residential	Featherston Urban	400,000	710,000	7,845	8,962	1,117	14%
Urban Residential	Featherston Urban	410,000	490,000	4,960	4,112	- 848	-17%
Urban Residential	Featherston Urban	410,000	570,000	5,225	4,698	- 527	-10%
Urban Residential	Featherston Urban	410,000	590,000	5,225	4,745	- 480	-9%
Urban Residential	Featherston Urban	410,000	755,000	7,869	8,490	621	8%
Urban Residential	Featherston Urban	410,000	1,180,000	4,090	4,998	908	22%
Urban Residential	Featherston Urban	415,000	415,000	4,047	3,143	- 904	-22%
Urban Residential	Featherston Urban	415,000	560,000	5,237	4,675	- 562	-11%
Urban Residential	Featherston Urban	415,000	630,000	5,237	4,839	- 398	-8%
Urban Residential	Featherston Urban	415,000	650,000	5,237	4,886	- 350	-7%
Urban Residential	Featherston Urban	415,000	720,000	5,237	5,051	- 186	-4%
Urban Residential	Featherston Urban	420,000	760,000	6,384	6,281	- 103	-2%
Urban Residential	Featherston Urban	435,000	435,000	2,490	2,612	122	5%
Urban Residential	Featherston Urban	435,000	540,000	5,285	4,627	- 657	-12%
Urban Residential	Featherston Urban	435,000	590,000	6,684	6,279	- 405	-6%
Urban Residential	Featherston Urban	435,000	620,000	5,285	4,816	- 469	-9%
Urban Residential	Featherston Urban	435,000	650,000	5,285	4,886	- 398	-8%
Urban Residential	Featherston Urban	435,000	660,000	4,041	4,244	203	5%
Urban Residential	Featherston Urban	435,000	700,000	5,285	5,004	- 280	-5%
Urban Residential	Featherston Urban	435,000	770,000	5,285	5,169	- 116	-2%
Urban Residential	Featherston Urban	440,000	690,000	4,053	3,737	- 316	-8%
Urban Residential	Featherston Urban	440,000	805,000	5,296	5,251	- 45	-1%
Urban Residential	Featherston Urban	450,000	610,000	4,076	4,126	50	1%
Urban Residential	Featherston Urban	460,000	865,000	4,100	4,149	48	1%
Urban Residential	Featherston Urban	470,000	710,000	5,368	5,028	- 340	-6%
Urban Residential	Featherston Urban	475,000	630,000	4,136	3,595	- 541	-13%
Urban Residential	Featherston Urban	475,000	825,000	4,136	4,054	- 81	-2%
Urban Residential	Featherston Urban	500,000	500,000	2,645	2,765	120	5%
Urban Residential	Featherston Urban	510,000	810,000	5,463	5,263	- 200	-4%
Urban Residential	Featherston Urban	530,000	530,000	5,511	4,604	- 907	-16%
Urban Residential	Featherston Urban	550,000	650,000	4,369	3,696	- 672	-15%
Urban Residential	Featherston Urban	590,000	870,000	5,654	5,404	- 249	-4%
Urban Residential	Featherston Urban	590,000	875,000	4,049	4,838	790	20%
Urban Residential	Featherston Urban	590,000	960,000	5,654	5,616	- 37	-1%
Urban Residential	Featherston Urban	620,000	620,000	2,930	3,048	117	4%
Urban Residential	Featherston Urban	625,000	750,000	5,737	5,122	- 615	-11%
Urban Residential	Featherston Urban	650,000	660,000	5,796	4,910	- 886	-15%
Urban Residential	Featherston Urban	700,000	700,000	3,121	3,236	115	4%
Urban Residential	Featherston Urban	1,650,000	1,700,000	17,040	16,935	- 106	-1%
Urban Residential	Greytown Urban	4,500	4,500	11	11	0	-1%
Urban Residential	Greytown Urban	20,000	20,000	48	47	- 1	-1%
Urban Residential	Greytown Urban	28,000	28,000	67	66	- 1	-1%
Urban Residential	Greytown Urban	35,000	35,000	83	82	- 1	-1%
Urban Residential	Greytown Urban	70,000	325,000	3,280	2,985	- 295	-9%
Urban Residential	Greytown Urban	75,000	75,000	179	177	- 2	-1%
Urban Residential	Greytown Urban	100,000	220,000	4,487	3,874	- 613	-14%
Urban Residential	Greytown Urban	137,000	360,000	4,575	4,204	- 371	-8%
Urban Residential	Greytown Urban	155,000	360,000	4,618	4,204	- 414	-9%
Urban Residential	Greytown Urban	160,000	420,000	4,630	4,345	- 285	-6%
Urban Residential	Greytown Urban	165,000	430,000	4,642	4,368	- 273	-6%
Urban Residential	Greytown Urban	165,000	440,000	4,642	4,392	- 250	-5%
Urban Residential	Greytown Urban	185,000	450,000	4,689	4,416	- 274	-6%
Urban Residential	Greytown Urban	185,000	450,000	4,689	4,416	- 274	-6%
Urban Residential	Greytown Urban	185,000	495,000	5,824	5,657	- 167	-3%
Urban Residential	Greytown Urban	190,000	410,000	4,701	4,321	- 380	-8%
Urban Residential	Greytown Urban	190,000	430,000	4,701	4,368	- 333	-7%
Urban Residential	Greytown Urban	190,000	430,000	4,701	4,368	- 333	-7%
Urban Residential	Greytown Urban	195,000	420,000	4,713	4,345	- 368	-8%
Urban Residential	Greytown Urban	195,000	510,000	4,713	4,557	- 156	-3%
Urban Residential	Greytown Urban	205,000	255,000	4,737	3,956	- 781	-16%
Urban Residential	Greytown Urban	205,000	385,000	4,737	4,262	- 474	-10%

Urban Residential	Greytown Urban	210,000	380,000	4,749	4,251	- 498	-10%
Urban Residential	Greytown Urban	210,000	440,000	4,749	4,392	- 357	-8%
Urban Residential	Greytown Urban	210,000	440,000	4,749	4,392	- 357	-8%
Urban Residential	Greytown Urban	210,000	490,000	4,749	4,510	- 239	-5%
Urban Residential	Greytown Urban	215,000	400,000	4,761	4,298	- 463	-10%
Urban Residential	Greytown Urban	215,000	420,000	4,761	4,345	- 416	-9%
Urban Residential	Greytown Urban	215,000	420,000	4,761	4,345	- 416	-9%
Urban Residential	Greytown Urban	215,000	430,000	4,761	4,368	- 392	-8%
Urban Residential	Greytown Urban	215,000	460,000	4,761	4,439	- 322	-7%
Urban Residential	Greytown Urban	215,000	480,000	4,761	4,486	- 275	-6%
Urban Residential	Greytown Urban	215,000	490,000	4,761	4,510	- 251	-5%
Urban Residential	Greytown Urban	215,000	490,000	4,761	4,510	- 251	-5%
Urban Residential	Greytown Urban	215,000	500,000	4,761	4,533	- 227	-5%
Urban Residential	Greytown Urban	215,000	500,000	4,761	4,533	- 227	-5%
Urban Residential	Greytown Urban	215,000	790,000	4,761	5,216	455	10%
Urban Residential	Greytown Urban	220,000	220,000	3,583	2,684	- 899	-25%
Urban Residential	Greytown Urban	220,000	440,000	4,773	4,392	- 381	-8%
Urban Residential	Greytown Urban	225,000	225,000	4,785	3,886	- 899	-19%
Urban Residential	Greytown Urban	225,000	460,000	4,785	4,439	- 345	-7%
Urban Residential	Greytown Urban	225,000	460,000	4,785	4,439	- 345	-7%
Urban Residential	Greytown Urban	225,000	475,000	4,785	4,474	- 310	-6%
Urban Residential	Greytown Urban	230,000	510,000	4,796	4,557	- 240	-5%
Urban Residential	Greytown Urban	235,000	310,000	4,808	4,086	- 722	-15%
Urban Residential	Greytown Urban	235,000	310,000	4,808	4,086	- 722	-15%
Urban Residential	Greytown Urban	235,000	500,000	4,808	4,533	- 275	-6%
Urban Residential	Greytown Urban	240,000	240,000	4,820	3,921	- 899	-19%
Urban Residential	Greytown Urban	240,000	510,000	4,820	4,557	- 263	-5%
Urban Residential	Greytown Urban	240,000	520,000	3,215	4,002	787	24%
Urban Residential	Greytown Urban	240,000	590,000	4,820	4,745	- 75	-2%
Urban Residential	Greytown Urban	240,000	610,000	4,820	4,792	- 28	-1%
Urban Residential	Greytown Urban	240,000	620,000	4,820	4,816	- 4	0%
Urban Residential	Greytown Urban	240,000	630,000	4,820	4,839	19	0%
Urban Residential	Greytown Urban	240,000	640,000	4,820	4,863	43	1%
Urban Residential	Greytown Urban	240,000	660,000	4,820	4,910	90	2%
Urban Residential	Greytown Urban	240,000	700,000	4,820	5,004	184	4%
Urban Residential	Greytown Urban	240,000	710,000	4,820	5,028	207	4%
Urban Residential	Greytown Urban	240,000	710,000	4,820	5,028	207	4%
Urban Residential	Greytown Urban	240,000	740,000	4,820	5,098	278	6%
Urban Residential	Greytown Urban	245,000	245,000	4,832	3,933	- 899	-19%
Urban Residential	Greytown Urban	245,000	245,000	4,832	3,933	- 899	-19%
Urban Residential	Greytown Urban	245,000	245,000	3,643	2,743	- 900	-25%
Urban Residential	Greytown Urban	245,000	245,000	3,643	2,743	- 900	-25%
Urban Residential	Greytown Urban	245,000	245,000	4,832	3,933	- 899	-19%
Urban Residential	Greytown Urban	245,000	710,000	4,832	5,028	196	4%
Urban Residential	Greytown Urban	245,000	720,000	4,832	5,051	219	5%
Urban Residential	Greytown Urban	245,000	740,000	4,832	5,098	266	6%
Urban Residential	Greytown Urban	250,000	250,000	3,239	3,367	128	4%
Urban Residential	Greytown Urban	250,000	250,000	3,239	3,367	128	4%
Urban Residential	Greytown Urban	250,000	250,000	3,655	2,755	- 900	-25%
Urban Residential	Greytown Urban	250,000	430,000	4,844	4,368	- 476	-10%
Urban Residential	Greytown Urban	250,000	620,000	4,844	4,816	- 28	-1%
Urban Residential	Greytown Urban	250,000	620,000	4,844	4,816	- 28	-1%
Urban Residential	Greytown Urban	250,000	630,000	4,844	4,839	- 5	0%
Urban Residential	Greytown Urban	250,000	660,000	4,844	4,910	66	1%
Urban Residential	Greytown Urban	250,000	680,000	4,844	4,957	113	2%
Urban Residential	Greytown Urban	250,000	730,000	4,844	5,075	231	5%
Urban Residential	Greytown Urban	250,000	730,000	4,844	5,075	231	5%
Urban Residential	Greytown Urban	250,000	760,000	4,844	5,145	301	6%
Urban Residential	Greytown Urban	250,000	780,000	4,844	5,192	348	7%
Urban Residential	Greytown Urban	250,000	800,000	4,844	5,240	396	8%
Urban Residential	Greytown Urban	250,000	960,000	4,844	5,616	772	16%
Urban Residential	Greytown Urban	255,000	255,000	4,856	3,956	- 900	-19%
Urban Residential	Greytown Urban	255,000	570,000	4,856	4,698	- 158	-3%
Urban Residential	Greytown Urban	255,000	670,000	4,856	4,933	78	2%
Urban Residential	Greytown Urban	255,000	710,000	3,251	4,450	1,199	37%
Urban Residential	Greytown Urban	255,000	780,000	4,856	5,192	337	7%
Urban Residential	Greytown Urban	260,000	260,000	4,246	3,346	- 900	-21%
Urban Residential	Greytown Urban	260,000	260,000	2,073	2,200	127	6%
Urban Residential	Greytown Urban	260,000	260,000	4,868	3,968	- 900	-18%
Urban Residential	Greytown Urban	260,000	260,000	3,678	2,778	- 900	-24%
Urban Residential	Greytown Urban	260,000	260,000	3,678	2,778	- 900	-24%
Urban Residential	Greytown Urban	260,000	260,000	2,073	2,200	127	6%
Urban Residential	Greytown Urban	260,000	490,000	4,868	4,510	- 358	-7%
Urban Residential	Greytown Urban	265,000	265,000	4,880	3,980	- 900	-18%
Urban Residential	Greytown Urban	265,000	265,000	4,280	3,980	- 300	-7%
Urban Residential	Greytown Urban	265,000	265,000	3,690	2,790	- 900	-24%
Urban Residential	Greytown Urban	265,000	265,000	3,690	2,790	- 900	-24%
Urban Residential	Greytown Urban	265,000	265,000	3,690	2,790	- 900	-24%
Urban Residential	Greytown Urban	265,000	265,000	3,690	2,790	- 900	-24%
Urban Residential	Greytown Urban	265,000	470,000	4,880	4,463	- 417	-9%
Urban Residential	Greytown Urban	265,000	550,000	4,880	4,651	- 229	-5%
Urban Residential	Greytown Urban	265,000	560,000	4,880	4,675	- 205	-4%
Urban Residential	Greytown Urban	265,000	590,000	4,880	4,745	- 135	-3%



Urban Residential	Greytown Urban	265,000	620,000	4,880	4,816	-	64	-1%
Urban Residential	Greytown Urban	265,000	710,000	4,880	5,028	-	148	3%
Urban Residential	Greytown Urban	265,000	720,000	3,636	3,807	-	171	5%
Urban Residential	Greytown Urban	265,000	730,000	4,880	5,075	-	195	4%
Urban Residential	Greytown Urban	265,000	730,000	3,636	3,831	-	195	5%
Urban Residential	Greytown Urban	265,000	760,000	4,880	5,145	-	266	5%
Urban Residential	Greytown Urban	265,000	790,000	4,880	5,216	-	336	7%
Urban Residential	Greytown Urban	265,000	950,000	4,880	5,593	-	713	15%
Urban Residential	Greytown Urban	270,000	270,000	4,892	3,992	-	900	-18%
Urban Residential	Greytown Urban	270,000	270,000	643	636	-	7	-1%
Urban Residential	Greytown Urban	270,000	270,000	4,892	3,992	-	900	-18%
Urban Residential	Greytown Urban	270,000	270,000	4,892	3,992	-	900	-18%
Urban Residential	Greytown Urban	270,000	270,000	4,892	3,992	-	900	-18%
Urban Residential	Greytown Urban	270,000	270,000	2,097	2,224	-	127	6%
Urban Residential	Greytown Urban	270,000	270,000	3,702	2,802	-	900	-24%
Urban Residential	Greytown Urban	270,000	270,000	3,702	2,802	-	900	-24%
Urban Residential	Greytown Urban	270,000	270,000	3,702	2,802	-	900	-24%
Urban Residential	Greytown Urban	270,000	270,000	2,097	2,224	-	127	6%
Urban Residential	Greytown Urban	270,000	270,000	3,702	2,802	-	900	-24%
Urban Residential	Greytown Urban	270,000	270,000	3,702	2,802	-	900	-24%
Urban Residential	Greytown Urban	270,000	430,000	4,892	4,368	-	523	-11%
Urban Residential	Greytown Urban	270,000	540,000	4,892	4,627	-	264	-5%
Urban Residential	Greytown Urban	270,000	580,000	4,892	4,722	-	170	-3%
Urban Residential	Greytown Urban	270,000	650,000	7,535	8,242	-	707	9%
Urban Residential	Greytown Urban	270,000	930,000	4,892	5,546	-	654	13%
Urban Residential	Greytown Urban	275,000	275,000	2,109	2,235	-	126	6%
Urban Residential	Greytown Urban	275,000	275,000	4,904	4,003	-	900	-18%
Urban Residential	Greytown Urban	275,000	275,000	3,714	2,813	-	901	-24%
Urban Residential	Greytown Urban	275,000	275,000	3,714	2,813	-	901	-24%
Urban Residential	Greytown Urban	275,000	275,000	3,714	2,813	-	901	-24%
Urban Residential	Greytown Urban	275,000	275,000	3,714	2,813	-	901	-24%
Urban Residential	Greytown Urban	275,000	275,000	3,714	2,813	-	901	-24%
Urban Residential	Greytown Urban	275,000	275,000	3,714	2,813	-	901	-24%
Urban Residential	Greytown Urban	275,000	275,000	2,109	2,235	-	126	6%
Urban Residential	Greytown Urban	275,000	450,000	3,299	3,838	-	539	16%
Urban Residential	Greytown Urban	275,000	520,000	4,904	4,580	-	323	-7%
Urban Residential	Greytown Urban	275,000	540,000	4,904	4,627	-	276	-6%
Urban Residential	Greytown Urban	275,000	570,000	4,904	4,698	-	206	-4%
Urban Residential	Greytown Urban	275,000	570,000	4,904	4,698	-	206	-4%
Urban Residential	Greytown Urban	275,000	570,000	4,904	4,698	-	206	-4%
Urban Residential	Greytown Urban	275,000	600,000	4,904	4,769	-	135	-3%
Urban Residential	Greytown Urban	275,000	600,000	4,904	4,769	-	135	-3%
Urban Residential	Greytown Urban	275,000	600,000	4,904	4,769	-	135	-3%
Urban Residential	Greytown Urban	275,000	630,000	4,904	4,839	-	64	-1%
Urban Residential	Greytown Urban	275,000	630,000	4,904	4,839	-	64	-1%
Urban Residential	Greytown Urban	275,000	660,000	4,904	4,910	-	6	0%
Urban Residential	Greytown Urban	275,000	690,000	4,904	4,981	-	77	2%
Urban Residential	Greytown Urban	275,000	740,000	4,904	5,098	-	195	4%
Urban Residential	Greytown Urban	275,000	740,000	4,625	5,098	-	474	10%
Urban Residential	Greytown Urban	275,000	740,000	4,904	5,098	-	195	4%
Urban Residential	Greytown Urban	275,000	740,000	4,904	5,098	-	195	4%
Urban Residential	Greytown Urban	275,000	750,000	4,904	5,122	-	218	4%
Urban Residential	Greytown Urban	275,000	780,000	4,904	5,192	-	289	6%
Urban Residential	Greytown Urban	275,000	800,000	4,904	5,240	-	336	7%
Urban Residential	Greytown Urban	275,000	850,000	4,904	5,357	-	454	9%
Urban Residential	Greytown Urban	275,000	855,000	4,904	5,369	-	465	9%
Urban Residential	Greytown Urban	275,000	1,020,000	4,904	5,758	-	854	17%
Urban Residential	Greytown Urban	280,000	280,000	4,915	4,015	-	900	-18%
Urban Residential	Greytown Urban	280,000	280,000	3,726	2,825	-	901	-24%
Urban Residential	Greytown Urban	280,000	280,000	4,915	4,015	-	900	-18%
Urban Residential	Greytown Urban	280,000	280,000	3,310	3,437	-	127	4%
Urban Residential	Greytown Urban	280,000	280,000	3,726	2,825	-	901	-24%
Urban Residential	Greytown Urban	280,000	280,000	3,726	2,825	-	901	-24%
Urban Residential	Greytown Urban	280,000	280,000	2,121	2,247	-	126	6%
Urban Residential	Greytown Urban	280,000	280,000	3,726	2,825	-	901	-24%
Urban Residential	Greytown Urban	280,000	445,000	3,672	3,160	-	512	-14%
Urban Residential	Greytown Urban	280,000	470,000	4,915	4,463	-	453	-9%
Urban Residential	Greytown Urban	280,000	470,000	4,915	4,463	-	453	-9%
Urban Residential	Greytown Urban	280,000	530,000	4,915	4,604	-	312	-6%
Urban Residential	Greytown Urban	280,000	530,000	4,915	4,604	-	312	-6%
Urban Residential	Greytown Urban	280,000	550,000	4,915	4,651	-	265	-5%
Urban Residential	Greytown Urban	280,000	580,000	4,915	4,722	-	194	-4%
Urban Residential	Greytown Urban	280,000	580,000	4,915	4,722	-	194	-4%
Urban Residential	Greytown Urban	280,000	600,000	4,915	4,769	-	147	-3%
Urban Residential	Greytown Urban	280,000	610,000	4,915	4,792	-	123	-3%
Urban Residential	Greytown Urban	280,000	630,000	4,915	4,839	-	76	-2%
Urban Residential	Greytown Urban	280,000	650,000	4,915	4,886	-	29	-1%
Urban Residential	Greytown Urban	280,000	650,000	4,915	4,886	-	29	-1%
Urban Residential	Greytown Urban	280,000	650,000	3,672	3,642	-	29	-1%
Urban Residential	Greytown Urban	280,000	660,000	4,915	4,910	-	6	0%
Urban Residential	Greytown Urban	280,000	685,000	4,915	4,969	-	53	1%
Urban Residential	Greytown Urban	280,000	690,000	4,915	4,981	-	65	1%

Urban Residential	Greytown Urban	280,000	710,000	4,915	5,028	112	2%
Urban Residential	Greytown Urban	280,000	730,000	4,915	5,075	159	3%
Urban Residential	Greytown Urban	280,000	730,000	4,915	5,075	159	3%
Urban Residential	Greytown Urban	280,000	740,000	4,915	5,098	183	4%
Urban Residential	Greytown Urban	280,000	760,000	4,915	5,145	230	5%
Urban Residential	Greytown Urban	280,000	765,000	4,915	5,157	242	5%
Urban Residential	Greytown Urban	280,000	770,000	4,915	5,169	253	5%
Urban Residential	Greytown Urban	280,000	780,000	4,915	5,192	277	6%
Urban Residential	Greytown Urban	280,000	790,000	4,915	5,216	301	6%
Urban Residential	Greytown Urban	280,000	800,000	4,915	5,240	324	7%
Urban Residential	Greytown Urban	280,000	840,000	4,915	5,334	418	9%
Urban Residential	Greytown Urban	280,000	840,000	4,915	5,334	418	9%
Urban Residential	Greytown Urban	280,000	840,000	4,915	5,334	418	9%
Urban Residential	Greytown Urban	280,000	890,000	4,915	5,451	536	11%
Urban Residential	Greytown Urban	280,000	920,000	4,915	5,522	607	12%
Urban Residential	Greytown Urban	280,000	940,000	4,915	5,569	654	13%
Urban Residential	Greytown Urban	280,000	940,000	4,915	5,569	654	13%
Urban Residential	Greytown Urban	280,000	970,000	4,915	5,640	724	15%
Urban Residential	Greytown Urban	280,000	1,080,000	4,915	5,899	983	20%
Urban Residential	Greytown Urban	285,000	285,000	4,927	4,027	- 900	-18%
Urban Residential	Greytown Urban	285,000	285,000	4,927	4,027	- 900	-18%
Urban Residential	Greytown Urban	285,000	285,000	4,927	4,027	- 900	-18%
Urban Residential	Greytown Urban	285,000	285,000	1,868	1,861	- 7	0%
Urban Residential	Greytown Urban	285,000	285,000	3,738	2,837	- 901	-24%
Urban Residential	Greytown Urban	285,000	285,000	3,738	2,837	- 901	-24%
Urban Residential	Greytown Urban	285,000	420,000	4,927	5,481	553	11%
Urban Residential	Greytown Urban	285,000	450,000	679	1,060	381	56%
Urban Residential	Greytown Urban	285,000	485,000	4,927	4,498	- 429	-9%
Urban Residential	Greytown Urban	285,000	490,000	4,927	4,510	- 418	-8%
Urban Residential	Greytown Urban	285,000	500,000	4,927	5,776	848	17%
Urban Residential	Greytown Urban	285,000	500,000	4,927	4,533	- 394	-8%
Urban Residential	Greytown Urban	285,000	500,000	4,927	4,533	- 394	-8%
Urban Residential	Greytown Urban	285,000	520,000	4,927	4,580	- 347	-7%
Urban Residential	Greytown Urban	285,000	520,000	4,927	4,580	- 347	-7%
Urban Residential	Greytown Urban	285,000	520,000	4,927	4,580	- 347	-7%
Urban Residential	Greytown Urban	285,000	530,000	4,927	4,604	- 324	-7%
Urban Residential	Greytown Urban	285,000	530,000	4,927	4,604	- 324	-7%
Urban Residential	Greytown Urban	285,000	530,000	4,927	4,604	- 324	-7%
Urban Residential	Greytown Urban	285,000	540,000	4,927	4,627	- 300	-6%
Urban Residential	Greytown Urban	285,000	550,000	4,927	4,651	- 276	-6%
Urban Residential	Greytown Urban	285,000	550,000	4,927	4,651	- 276	-6%
Urban Residential	Greytown Urban	285,000	550,000	4,927	4,651	- 276	-6%
Urban Residential	Greytown Urban	285,000	550,000	4,927	4,651	- 276	-6%
Urban Residential	Greytown Urban	285,000	570,000	4,927	4,698	- 229	-5%
Urban Residential	Greytown Urban	285,000	570,000	4,927	4,698	- 229	-5%
Urban Residential	Greytown Urban	285,000	580,000	4,927	4,722	- 206	-4%
Urban Residential	Greytown Urban	285,000	580,000	4,927	4,722	- 206	-4%
Urban Residential	Greytown Urban	285,000	590,000	4,927	4,745	- 182	-4%
Urban Residential	Greytown Urban	285,000	590,000	4,927	4,745	- 182	-4%
Urban Residential	Greytown Urban	285,000	630,000	4,927	4,839	- 88	-2%
Urban Residential	Greytown Urban	285,000	630,000	4,927	4,839	- 88	-2%
Urban Residential	Greytown Urban	285,000	650,000	4,927	4,886	- 41	-1%
Urban Residential	Greytown Urban	285,000	650,000	4,927	4,886	- 41	-1%
Urban Residential	Greytown Urban	285,000	660,000	4,927	4,910	- 17	0%
Urban Residential	Greytown Urban	285,000	660,000	4,927	4,910	- 17	0%
Urban Residential	Greytown Urban	285,000	670,000	4,927	4,933	6	0%
Urban Residential	Greytown Urban	285,000	670,000	3,322	4,355	1,033	31%
Urban Residential	Greytown Urban	285,000	680,000	4,927	4,957	30	1%
Urban Residential	Greytown Urban	285,000	690,000	4,927	4,981	53	1%
Urban Residential	Greytown Urban	285,000	710,000	4,927	5,028	100	2%
Urban Residential	Greytown Urban	285,000	740,000	4,927	5,098	171	3%
Urban Residential	Greytown Urban	285,000	740,000	4,927	5,098	171	3%
Urban Residential	Greytown Urban	285,000	760,000	4,927	5,145	218	4%
Urban Residential	Greytown Urban	285,000	770,000	4,927	5,169	242	5%
Urban Residential	Greytown Urban	285,000	780,000	4,927	5,192	265	5%
Urban Residential	Greytown Urban	285,000	790,000	4,927	5,216	289	6%
Urban Residential	Greytown Urban	285,000	800,000	4,927	5,240	312	6%
Urban Residential	Greytown Urban	285,000	820,000	4,927	5,287	359	7%
Urban Residential	Greytown Urban	285,000	930,000	4,927	5,546	618	13%
Urban Residential	Greytown Urban	285,000	940,000	4,927	5,569	642	13%
Urban Residential	Greytown Urban	285,000	950,000	4,927	5,593	665	14%
Urban Residential	Greytown Urban	285,000	990,000	4,927	5,687	760	15%
Urban Residential	Greytown Urban	290,000	290,000	4,939	4,039	- 900	-18%
Urban Residential	Greytown Urban	290,000	290,000	3,750	2,849	- 901	-24%
Urban Residential	Greytown Urban	290,000	290,000	3,750	2,849	- 901	-24%
Urban Residential	Greytown Urban	290,000	290,000	3,182	2,281	- 901	-28%
Urban Residential	Greytown Urban	290,000	530,000	4,939	4,604	- 335	-7%
Urban Residential	Greytown Urban	290,000	540,000	4,939	4,627	- 312	-6%
Urban Residential	Greytown Urban	290,000	550,000	4,939	4,651	- 288	-6%
Urban Residential	Greytown Urban	290,000	570,000	4,939	4,698	- 241	-5%
Urban Residential	Greytown Urban	290,000	600,000	4,939	4,769	- 171	-3%
Urban Residential	Greytown Urban	290,000	620,000	4,939	4,816	- 124	-3%
Urban Residential	Greytown Urban	290,000	670,000	4,939	4,933	- 6	0%









Urban Residential	Greytown Urban	310,000	610,000	4,987	4,792	- 195	-4%
Urban Residential	Greytown Urban	310,000	610,000	4,987	4,792	- 195	-4%
Urban Residential	Greytown Urban	310,000	610,000	4,987	4,792	- 195	-4%
Urban Residential	Greytown Urban	310,000	610,000	4,987	4,792	- 195	-4%
Urban Residential	Greytown Urban	310,000	620,000	4,987	4,816	- 171	-3%
Urban Residential	Greytown Urban	310,000	630,000	4,987	4,839	- 148	-3%
Urban Residential	Greytown Urban	310,000	640,000	4,987	4,863	- 124	-2%
Urban Residential	Greytown Urban	310,000	650,000	4,987	4,886	- 100	-2%
Urban Residential	Greytown Urban	310,000	660,000	4,987	4,910	- 77	-2%
Urban Residential	Greytown Urban	310,000	690,000	4,987	4,981	- 6	0%
Urban Residential	Greytown Urban	310,000	690,000	4,987	4,981	- 6	0%
Urban Residential	Greytown Urban	310,000	720,000	4,987	5,051	64	1%
Urban Residential	Greytown Urban	310,000	720,000	4,987	5,051	64	1%
Urban Residential	Greytown Urban	310,000	720,000	4,987	5,051	64	1%
Urban Residential	Greytown Urban	310,000	740,000	4,987	5,098	111	2%
Urban Residential	Greytown Urban	310,000	740,000	4,987	5,098	111	2%
Urban Residential	Greytown Urban	310,000	760,000	4,987	5,145	158	3%
Urban Residential	Greytown Urban	310,000	760,000	4,987	5,145	158	3%
Urban Residential	Greytown Urban	310,000	780,000	4,987	5,192	206	4%
Urban Residential	Greytown Urban	310,000	790,000	4,987	5,216	229	5%
Urban Residential	Greytown Urban	310,000	800,000	4,987	5,240	253	5%
Urban Residential	Greytown Urban	310,000	800,000	4,987	5,240	253	5%
Urban Residential	Greytown Urban	310,000	840,000	4,987	5,334	347	7%
Urban Residential	Greytown Urban	310,000	1,030,000	4,987	5,781	794	16%
Urban Residential	Greytown Urban	310,000	1,130,000	4,987	6,017	1,030	21%
Urban Residential	Greytown Urban	315,000	330,000	3,809	2,943	- 866	-23%
Urban Residential	Greytown Urban	315,000	490,000	4,999	4,510	- 489	-10%
Urban Residential	Greytown Urban	315,000	510,000	4,999	4,557	- 442	-9%
Urban Residential	Greytown Urban	315,000	520,000	4,999	4,580	- 418	-8%
Urban Residential	Greytown Urban	315,000	530,000	4,999	4,604	- 395	-8%
Urban Residential	Greytown Urban	315,000	530,000	4,999	4,604	- 395	-8%
Urban Residential	Greytown Urban	315,000	530,000	4,999	4,604	- 395	-8%
Urban Residential	Greytown Urban	315,000	560,000	4,999	4,675	- 324	-6%
Urban Residential	Greytown Urban	315,000	570,000	4,999	4,698	- 301	-6%
Urban Residential	Greytown Urban	315,000	600,000	4,999	4,769	- 230	-5%
Urban Residential	Greytown Urban	315,000	610,000	4,999	4,792	- 207	-4%
Urban Residential	Greytown Urban	315,000	620,000	4,999	4,816	- 183	-4%
Urban Residential	Greytown Urban	315,000	630,000	4,999	4,839	- 159	-3%
Urban Residential	Greytown Urban	315,000	650,000	4,999	4,886	- 112	-2%
Urban Residential	Greytown Urban	315,000	680,000	4,999	4,957	- 42	-1%
Urban Residential	Greytown Urban	315,000	690,000	4,999	4,981	- 18	0%
Urban Residential	Greytown Urban	315,000	710,000	4,999	5,028	29	1%
Urban Residential	Greytown Urban	315,000	720,000	4,999	5,051	52	1%
Urban Residential	Greytown Urban	315,000	730,000	4,999	5,075	76	2%
Urban Residential	Greytown Urban	315,000	740,000	4,999	5,098	99	2%
Urban Residential	Greytown Urban	315,000	760,000	4,999	5,145	147	3%
Urban Residential	Greytown Urban	315,000	770,000	4,999	5,169	170	3%
Urban Residential	Greytown Urban	315,000	800,000	4,999	5,240	241	5%
Urban Residential	Greytown Urban	315,000	840,000	4,999	5,334	335	7%
Urban Residential	Greytown Urban	315,000	880,000	4,999	5,428	429	9%
Urban Residential	Greytown Urban	315,000	890,000	4,999	5,451	453	9%
Urban Residential	Greytown Urban	315,000	970,000	4,999	5,640	641	13%
Urban Residential	Greytown Urban	315,000	1,000,000	4,999	5,710	712	14%
Urban Residential	Greytown Urban	315,000	1,110,000	4,999	5,969	971	19%
Urban Residential	Greytown Urban	320,000	320,000	3,821	2,919	- 902	-24%
Urban Residential	Greytown Urban	320,000	320,000	3,821	2,919	- 902	-24%
Urban Residential	Greytown Urban	320,000	320,000	5,011	4,109	- 901	-18%
Urban Residential	Greytown Urban	320,000	320,000	3,406	3,531	126	4%
Urban Residential	Greytown Urban	320,000	320,000	5,011	4,109	- 901	-18%
Urban Residential	Greytown Urban	320,000	320,000	4,389	3,487	- 901	-21%
Urban Residential	Greytown Urban	320,000	320,000	5,011	4,109	- 901	-18%
Urban Residential	Greytown Urban	320,000	320,000	2,216	2,341	125	6%
Urban Residential	Greytown Urban	320,000	320,000	5,011	4,109	- 901	-18%
Urban Residential	Greytown Urban	320,000	470,000	5,011	4,463	- 548	-11%
Urban Residential	Greytown Urban	320,000	475,000	5,011	5,683	673	13%
Urban Residential	Greytown Urban	320,000	480,000	5,011	4,486	- 525	-10%
Urban Residential	Greytown Urban	320,000	490,000	5,011	4,510	- 501	-10%
Urban Residential	Greytown Urban	320,000	490,000	5,011	4,510	- 501	-10%
Urban Residential	Greytown Urban	320,000	510,000	3,767	3,313	- 454	-12%
Urban Residential	Greytown Urban	320,000	510,000	5,011	4,557	- 454	-9%
Urban Residential	Greytown Urban	320,000	510,000	5,011	4,557	- 454	-9%
Urban Residential	Greytown Urban	320,000	510,000	5,011	5,135	124	2%
Urban Residential	Greytown Urban	320,000	510,000	5,011	4,557	- 454	-9%
Urban Residential	Greytown Urban	320,000	530,000	5,011	4,604	- 407	-8%
Urban Residential	Greytown Urban	320,000	530,000	5,011	4,604	- 407	-8%
Urban Residential	Greytown Urban	320,000	530,000	5,011	4,604	- 407	-8%
Urban Residential	Greytown Urban	320,000	530,000	5,011	4,604	- 407	-8%
Urban Residential	Greytown Urban	320,000	540,000	5,011	4,627	- 383	-8%
Urban Residential	Greytown Urban	320,000	540,000	5,011	4,627	- 383	-8%
Urban Residential	Greytown Urban	320,000	550,000	5,011	4,651	- 360	-7%
Urban Residential	Greytown Urban	320,000	550,000	5,011	4,651	- 360	-7%
Urban Residential	Greytown Urban	320,000	550,000	5,011	4,651	- 360	-7%

Urban Residential	Greytown Urban	320,000	560,000	5,011	4,675	- 336	-7%
Urban Residential	Greytown Urban	320,000	570,000	5,011	4,698	- 313	-6%
Urban Residential	Greytown Urban	320,000	570,000	5,011	4,698	- 313	-6%
Urban Residential	Greytown Urban	320,000	570,000	5,011	4,698	- 313	-6%
Urban Residential	Greytown Urban	320,000	580,000	3,767	3,478	- 289	-8%
Urban Residential	Greytown Urban	320,000	580,000	5,011	4,722	- 289	-6%
Urban Residential	Greytown Urban	320,000	590,000	5,011	4,745	- 266	-5%
Urban Residential	Greytown Urban	320,000	600,000	5,011	4,769	- 242	-5%
Urban Residential	Greytown Urban	320,000	600,000	5,011	4,769	- 242	-5%
Urban Residential	Greytown Urban	320,000	610,000	5,011	4,792	- 218	-4%
Urban Residential	Greytown Urban	320,000	610,000	5,011	4,792	- 218	-4%
Urban Residential	Greytown Urban	320,000	610,000	5,011	4,792	- 218	-4%
Urban Residential	Greytown Urban	320,000	630,000	5,011	4,839	- 171	-3%
Urban Residential	Greytown Urban	320,000	630,000	5,011	4,839	- 171	-3%
Urban Residential	Greytown Urban	320,000	630,000	5,011	4,839	- 171	-3%
Urban Residential	Greytown Urban	320,000	630,000	5,011	4,839	- 171	-3%
Urban Residential	Greytown Urban	320,000	640,000	5,011	4,863	- 148	-3%
Urban Residential	Greytown Urban	320,000	650,000	3,767	3,642	- 124	-3%
Urban Residential	Greytown Urban	320,000	650,000	5,011	4,886	- 124	-2%
Urban Residential	Greytown Urban	320,000	650,000	5,011	4,886	- 124	-2%
Urban Residential	Greytown Urban	320,000	650,000	4,389	4,264	- 124	-3%
Urban Residential	Greytown Urban	320,000	660,000	5,011	4,910	- 101	-2%
Urban Residential	Greytown Urban	320,000	680,000	5,011	4,957	- 54	-1%
Urban Residential	Greytown Urban	320,000	700,000	5,011	5,004	- 7	0%
Urban Residential	Greytown Urban	320,000	700,000	5,011	5,004	- 7	0%
Urban Residential	Greytown Urban	320,000	710,000	5,011	5,028	17	0%
Urban Residential	Greytown Urban	320,000	720,000	5,011	5,051	41	1%
Urban Residential	Greytown Urban	320,000	730,000	5,011	5,075	64	1%
Urban Residential	Greytown Urban	320,000	740,000	5,011	5,098	88	2%
Urban Residential	Greytown Urban	320,000	740,000	5,011	5,098	88	2%
Urban Residential	Greytown Urban	320,000	740,000	5,011	5,098	88	2%
Urban Residential	Greytown Urban	320,000	740,000	5,011	5,098	88	2%
Urban Residential	Greytown Urban	320,000	770,000	5,011	5,169	158	3%
Urban Residential	Greytown Urban	320,000	780,000	5,011	5,192	182	4%
Urban Residential	Greytown Urban	320,000	790,000	5,011	5,216	205	4%
Urban Residential	Greytown Urban	320,000	810,000	5,011	5,263	252	5%
Urban Residential	Greytown Urban	320,000	910,000	5,011	5,499	488	10%
Urban Residential	Greytown Urban	320,000	920,000	5,011	5,522	511	10%
Urban Residential	Greytown Urban	320,000	940,000	5,011	5,569	558	11%
Urban Residential	Greytown Urban	320,000	950,000	5,011	5,593	582	12%
Urban Residential	Greytown Urban	320,000	1,050,000	5,011	5,828	817	16%
Urban Residential	Greytown Urban	325,000	325,000	5,023	4,121	- 901	-18%
Urban Residential	Greytown Urban	325,000	325,000	5,023	4,121	- 901	-18%
Urban Residential	Greytown Urban	325,000	325,000	5,023	4,121	- 901	-18%
Urban Residential	Greytown Urban	325,000	325,000	774	765	- 9	-1%
Urban Residential	Greytown Urban	325,000	325,000	774	765	- 9	-1%
Urban Residential	Greytown Urban	325,000	445,000	5,023	4,404	- 619	-12%
Urban Residential	Greytown Urban	325,000	510,000	5,023	4,557	- 466	-9%
Urban Residential	Greytown Urban	325,000	510,000	5,023	4,557	- 466	-9%
Urban Residential	Greytown Urban	325,000	550,000	5,023	4,651	- 372	-7%
Urban Residential	Greytown Urban	325,000	565,000	7,666	8,042	376	5%
Urban Residential	Greytown Urban	325,000	570,000	5,023	4,698	- 325	-6%
Urban Residential	Greytown Urban	325,000	570,000	5,023	4,698	- 325	-6%
Urban Residential	Greytown Urban	325,000	580,000	5,023	4,722	- 301	-6%
Urban Residential	Greytown Urban	325,000	590,000	5,023	4,745	- 277	-6%
Urban Residential	Greytown Urban	325,000	600,000	5,023	4,769	- 254	-5%
Urban Residential	Greytown Urban	325,000	600,000	5,023	4,769	- 254	-5%
Urban Residential	Greytown Urban	325,000	620,000	5,023	4,816	- 207	-4%
Urban Residential	Greytown Urban	325,000	630,000	5,023	4,839	- 183	-4%
Urban Residential	Greytown Urban	325,000	640,000	5,023	4,863	- 160	-3%
Urban Residential	Greytown Urban	325,000	640,000	5,023	4,863	- 160	-3%
Urban Residential	Greytown Urban	325,000	660,000	5,023	4,910	- 113	-2%
Urban Residential	Greytown Urban	325,000	670,000	5,023	4,933	- 89	-2%
Urban Residential	Greytown Urban	325,000	680,000	5,023	4,957	- 66	-1%
Urban Residential	Greytown Urban	325,000	720,000	5,023	5,051	29	1%
Urban Residential	Greytown Urban	325,000	730,000	5,023	5,075	52	1%
Urban Residential	Greytown Urban	325,000	730,000	5,023	5,075	52	1%
Urban Residential	Greytown Urban	325,000	730,000	5,023	5,075	52	1%
Urban Residential	Greytown Urban	325,000	740,000	5,023	5,098	76	2%
Urban Residential	Greytown Urban	325,000	750,000	5,023	5,122	99	2%
Urban Residential	Greytown Urban	325,000	750,000	5,023	5,122	99	2%
Urban Residential	Greytown Urban	325,000	760,000	5,023	5,145	123	2%
Urban Residential	Greytown Urban	325,000	760,000	5,023	5,145	123	2%
Urban Residential	Greytown Urban	325,000	780,000	5,023	5,192	170	3%
Urban Residential	Greytown Urban	325,000	790,000	5,023	5,216	193	4%
Urban Residential	Greytown Urban	325,000	810,000	5,023	5,263	241	5%
Urban Residential	Greytown Urban	325,000	840,000	5,023	5,334	311	6%
Urban Residential	Greytown Urban	325,000	870,000	5,023	5,404	382	8%
Urban Residential	Greytown Urban	325,000	940,000	5,023	5,569	547	11%
Urban Residential	Greytown Urban	325,000	950,000	5,023	5,593	570	11%
Urban Residential	Greytown Urban	325,000	980,000	5,023	5,663	641	13%
Urban Residential	Greytown Urban	325,000	1,030,000	5,023	5,781	758	15%
Urban Residential	Greytown Urban	325,000	1,240,000	5,023	6,276	1,253	25%

Urban Residential	Greytown Urban	325,000	1,370,000	5,023	6,582	1,559	31%
Urban Residential	Greytown Urban	330,000	330,000	5,035	4,133	- 902	-18%
Urban Residential	Greytown Urban	330,000	330,000	5,035	4,133	- 902	-18%
Urban Residential	Greytown Urban	330,000	330,000	5,035	4,133	- 902	-18%
Urban Residential	Greytown Urban	330,000	330,000	5,035	4,133	- 902	-18%
Urban Residential	Greytown Urban	330,000	330,000	5,035	4,133	- 902	-18%
Urban Residential	Greytown Urban	330,000	330,000	5,035	4,133	- 902	-18%
Urban Residential	Greytown Urban	330,000	330,000	3,430	3,555	125	4%
Urban Residential	Greytown Urban	330,000	510,000	3,791	3,313	- 478	-13%
Urban Residential	Greytown Urban	330,000	510,000	5,035	4,557	- 478	-9%
Urban Residential	Greytown Urban	330,000	540,000	5,035	4,627	- 407	-8%
Urban Residential	Greytown Urban	330,000	540,000	3,791	3,383	- 407	-11%
Urban Residential	Greytown Urban	330,000	550,000	5,035	4,651	- 384	-8%
Urban Residential	Greytown Urban	330,000	550,000	5,035	4,651	- 384	-8%
Urban Residential	Greytown Urban	330,000	590,000	3,791	3,501	- 290	-8%
Urban Residential	Greytown Urban	330,000	610,000	5,035	4,792	- 242	-5%
Urban Residential	Greytown Urban	330,000	640,000	5,035	4,863	- 172	-3%
Urban Residential	Greytown Urban	330,000	650,000	5,035	4,886	- 148	-3%
Urban Residential	Greytown Urban	330,000	690,000	5,035	4,981	- 54	-1%
Urban Residential	Greytown Urban	330,000	690,000	5,035	4,981	- 54	-1%
Urban Residential	Greytown Urban	330,000	800,000	3,791	3,996	205	5%
Urban Residential	Greytown Urban	330,000	820,000	5,035	5,287	252	5%
Urban Residential	Greytown Urban	330,000	830,000	5,035	5,310	276	5%
Urban Residential	Greytown Urban	330,000	940,000	5,035	5,569	535	11%
Urban Residential	Greytown Urban	330,000	950,000	5,035	5,593	558	11%
Urban Residential	Greytown Urban	330,000	1,060,000	5,035	5,852	817	16%
Urban Residential	Greytown Urban	330,000	1,080,000	5,035	5,899	864	17%
Urban Residential	Greytown Urban	335,000	355,000	5,046	4,192	- 855	-17%
Urban Residential	Greytown Urban	335,000	420,000	5,046	4,345	- 702	-14%
Urban Residential	Greytown Urban	335,000	510,000	5,046	4,557	- 490	-10%
Urban Residential	Greytown Urban	335,000	530,000	5,046	4,604	- 443	-9%
Urban Residential	Greytown Urban	335,000	530,000	5,046	4,604	- 443	-9%
Urban Residential	Greytown Urban	335,000	530,000	5,046	4,604	- 443	-9%
Urban Residential	Greytown Urban	335,000	550,000	5,046	4,651	- 395	-8%
Urban Residential	Greytown Urban	335,000	560,000	5,046	4,675	- 372	-7%
Urban Residential	Greytown Urban	335,000	560,000	5,046	4,675	- 372	-7%
Urban Residential	Greytown Urban	335,000	570,000	5,046	4,698	- 348	-7%
Urban Residential	Greytown Urban	335,000	570,000	5,046	4,698	- 348	-7%
Urban Residential	Greytown Urban	335,000	590,000	5,046	4,745	- 301	-6%
Urban Residential	Greytown Urban	335,000	590,000	5,046	4,745	- 301	-6%
Urban Residential	Greytown Urban	335,000	650,000	5,046	4,886	- 160	-3%
Urban Residential	Greytown Urban	335,000	660,000	5,046	4,910	- 136	-3%
Urban Residential	Greytown Urban	335,000	670,000	5,046	4,933	- 113	-2%
Urban Residential	Greytown Urban	335,000	690,000	5,046	4,981	- 66	-1%
Urban Residential	Greytown Urban	335,000	690,000	5,046	4,981	- 66	-1%
Urban Residential	Greytown Urban	335,000	690,000	5,046	4,981	- 66	-1%
Urban Residential	Greytown Urban	335,000	720,000	5,046	5,051	5	0%
Urban Residential	Greytown Urban	335,000	800,000	5,046	5,240	193	4%
Urban Residential	Greytown Urban	335,000	800,000	5,046	5,240	193	4%
Urban Residential	Greytown Urban	335,000	810,000	5,046	5,263	217	4%
Urban Residential	Greytown Urban	335,000	810,000	5,046	5,263	217	4%
Urban Residential	Greytown Urban	335,000	950,000	5,046	5,593	546	11%
Urban Residential	Greytown Urban	335,000	990,000	5,046	5,687	640	13%
Urban Residential	Greytown Urban	335,000	1,010,000	5,046	5,734	688	14%
Urban Residential	Greytown Urban	335,000	1,040,000	5,046	5,805	758	15%
Urban Residential	Greytown Urban	340,000	340,000	5,058	4,157	- 902	-18%
Urban Residential	Greytown Urban	340,000	570,000	5,058	4,698	- 360	-7%
Urban Residential	Greytown Urban	340,000	580,000	5,058	4,722	- 337	-7%
Urban Residential	Greytown Urban	340,000	740,000	5,058	5,098	40	1%
Urban Residential	Greytown Urban	340,000	790,000	5,058	5,216	158	3%
Urban Residential	Greytown Urban	340,000	790,000	5,058	5,216	158	3%
Urban Residential	Greytown Urban	340,000	920,000	5,058	5,522	464	9%
Urban Residential	Greytown Urban	340,000	960,000	5,058	5,616	558	11%
Urban Residential	Greytown Urban	340,000	1,000,000	5,058	5,710	652	13%
Urban Residential	Greytown Urban	340,000	1,090,000	5,058	5,922	864	17%
Urban Residential	Greytown Urban	340,000	1,230,000	5,058	6,252	1,194	24%
Urban Residential	Greytown Urban	340,000	1,240,000	5,058	6,276	1,217	24%
Urban Residential	Greytown Urban	345,000	530,000	5,070	4,604	- 466	-9%
Urban Residential	Greytown Urban	345,000	540,000	5,070	4,627	- 443	-9%
Urban Residential	Greytown Urban	345,000	540,000	5,070	4,627	- 443	-9%
Urban Residential	Greytown Urban	345,000	590,000	5,070	4,745	- 325	-6%
Urban Residential	Greytown Urban	345,000	590,000	5,070	4,745	- 325	-6%
Urban Residential	Greytown Urban	345,000	610,000	5,070	4,792	- 278	-5%
Urban Residential	Greytown Urban	345,000	610,000	5,070	4,792	- 278	-5%
Urban Residential	Greytown Urban	345,000	610,000	5,070	4,792	- 278	-5%
Urban Residential	Greytown Urban	345,000	650,000	5,070	4,886	- 184	-4%
Urban Residential	Greytown Urban	345,000	650,000	5,070	4,886	- 184	-4%
Urban Residential	Greytown Urban	345,000	670,000	5,070	4,933	- 137	-3%
Urban Residential	Greytown Urban	345,000	700,000	5,070	5,004	- 66	-1%
Urban Residential	Greytown Urban	345,000	720,000	5,070	5,051	- 19	0%
Urban Residential	Greytown Urban	345,000	720,000	5,070	5,051	- 19	0%
Urban Residential	Greytown Urban	345,000	720,000	5,070	5,051	- 19	0%
Urban Residential	Greytown Urban	345,000	730,000	5,070	5,653	583	11%



Urban Residential	Greytown Urban	345,000	740,000	5,070	5,098	28	1%
Urban Residential	Greytown Urban	345,000	760,000	5,070	5,145	75	1%
Urban Residential	Greytown Urban	345,000	760,000	5,070	5,145	75	1%
Urban Residential	Greytown Urban	345,000	800,000	5,070	5,240	169	3%
Urban Residential	Greytown Urban	345,000	820,000	5,070	5,287	216	4%
Urban Residential	Greytown Urban	345,000	820,000	5,070	5,287	216	4%
Urban Residential	Greytown Urban	345,000	820,000	5,070	5,287	216	4%
Urban Residential	Greytown Urban	345,000	830,000	5,070	5,310	240	5%
Urban Residential	Greytown Urban	345,000	920,000	5,070	5,522	452	9%
Urban Residential	Greytown Urban	345,000	1,020,000	5,070	5,758	687	14%
Urban Residential	Greytown Urban	345,000	1,230,000	5,070	6,252	1,182	23%
Urban Residential	Greytown Urban	350,000	350,000	5,082	4,180	- 902	-18%
Urban Residential	Greytown Urban	350,000	350,000	5,082	4,180	- 902	-18%
Urban Residential	Greytown Urban	350,000	350,000	3,893	2,990	- 903	-23%
Urban Residential	Greytown Urban	350,000	350,000	3,893	2,990	- 903	-23%
Urban Residential	Greytown Urban	350,000	350,000	5,082	4,180	- 902	-18%
Urban Residential	Greytown Urban	350,000	350,000	3,477	3,602	125	4%
Urban Residential	Greytown Urban	350,000	350,000	4,460	3,558	- 902	-20%
Urban Residential	Greytown Urban	350,000	430,000	5,082	4,368	- 714	-14%
Urban Residential	Greytown Urban	350,000	520,000	5,082	4,580	- 502	-10%
Urban Residential	Greytown Urban	350,000	530,000	5,082	4,604	- 478	-9%
Urban Residential	Greytown Urban	350,000	530,000	5,082	4,604	- 478	-9%
Urban Residential	Greytown Urban	350,000	550,000	5,082	4,651	- 431	-8%
Urban Residential	Greytown Urban	350,000	550,000	5,082	4,651	- 431	-8%
Urban Residential	Greytown Urban	350,000	560,000	5,082	4,675	- 408	-8%
Urban Residential	Greytown Urban	350,000	560,000	5,082	4,675	- 408	-8%
Urban Residential	Greytown Urban	350,000	580,000	5,082	4,722	- 361	-7%
Urban Residential	Greytown Urban	350,000	610,000	5,082	4,792	- 290	-6%
Urban Residential	Greytown Urban	350,000	620,000	5,082	4,816	- 266	-5%
Urban Residential	Greytown Urban	350,000	630,000	5,082	4,839	- 243	-5%
Urban Residential	Greytown Urban	350,000	630,000	5,082	4,839	- 243	-5%
Urban Residential	Greytown Urban	350,000	630,000	5,082	4,839	- 243	-5%
Urban Residential	Greytown Urban	350,000	640,000	5,082	4,863	- 219	-4%
Urban Residential	Greytown Urban	350,000	650,000	5,082	4,886	- 196	-4%
Urban Residential	Greytown Urban	350,000	660,000	5,082	4,910	- 172	-3%
Urban Residential	Greytown Urban	350,000	700,000	5,082	5,004	- 78	-2%
Urban Residential	Greytown Urban	350,000	720,000	5,082	5,051	- 31	-1%
Urban Residential	Greytown Urban	350,000	730,000	5,082	5,075	- 7	0%
Urban Residential	Greytown Urban	350,000	760,000	5,082	5,145	63	1%
Urban Residential	Greytown Urban	350,000	780,000	5,082	5,192	110	2%
Urban Residential	Greytown Urban	350,000	780,000	5,082	5,192	110	2%
Urban Residential	Greytown Urban	350,000	780,000	5,082	5,192	110	2%
Urban Residential	Greytown Urban	350,000	790,000	5,082	5,216	134	3%
Urban Residential	Greytown Urban	350,000	790,000	5,082	5,216	134	3%
Urban Residential	Greytown Urban	350,000	800,000	5,082	5,240	157	3%
Urban Residential	Greytown Urban	350,000	810,000	5,082	5,263	181	4%
Urban Residential	Greytown Urban	350,000	860,000	5,082	5,381	299	6%
Urban Residential	Greytown Urban	350,000	870,000	5,082	5,404	322	6%
Urban Residential	Greytown Urban	350,000	890,000	5,082	5,451	369	7%
Urban Residential	Greytown Urban	350,000	910,000	5,082	5,499	416	8%
Urban Residential	Greytown Urban	350,000	920,000	5,082	5,522	440	9%
Urban Residential	Greytown Urban	350,000	920,000	5,082	5,522	440	9%
Urban Residential	Greytown Urban	350,000	930,000	5,082	5,546	464	9%
Urban Residential	Greytown Urban	350,000	950,000	5,082	5,593	511	10%
Urban Residential	Greytown Urban	350,000	970,000	5,082	5,640	558	11%
Urban Residential	Greytown Urban	350,000	970,000	5,082	5,640	558	11%
Urban Residential	Greytown Urban	350,000	990,000	5,082	5,687	605	12%
Urban Residential	Greytown Urban	350,000	990,000	5,082	6,265	1,183	23%
Urban Residential	Greytown Urban	350,000	1,000,000	5,082	5,710	628	12%
Urban Residential	Greytown Urban	350,000	1,020,000	5,082	5,758	675	13%
Urban Residential	Greytown Urban	350,000	1,040,000	5,082	5,805	723	14%
Urban Residential	Greytown Urban	350,000	1,050,000	5,082	5,828	746	15%
Urban Residential	Greytown Urban	350,000	1,090,000	5,082	5,922	840	17%
Urban Residential	Greytown Urban	350,000	1,100,000	5,082	5,946	864	17%
Urban Residential	Greytown Urban	350,000	1,150,000	5,082	6,064	982	19%
Urban Residential	Greytown Urban	350,000	1,300,000	5,082	6,417	1,335	26%
Urban Residential	Greytown Urban	355,000	355,000	5,094	4,192	- 902	-18%
Urban Residential	Greytown Urban	355,000	355,000	3,224	3,216	- 8	0%
Urban Residential	Greytown Urban	355,000	356,000	5,094	4,194	- 900	-18%
Urban Residential	Greytown Urban	355,000	475,000	5,094	4,474	- 620	-12%
Urban Residential	Greytown Urban	355,000	510,000	3,850	3,313	- 537	-14%
Urban Residential	Greytown Urban	355,000	520,000	3,850	3,336	- 514	-13%
Urban Residential	Greytown Urban	355,000	640,000	5,094	4,863	- 231	-5%
Urban Residential	Greytown Urban	355,000	680,000	5,094	4,957	- 137	-3%
Urban Residential	Greytown Urban	355,000	700,000	5,094	5,004	- 90	-2%
Urban Residential	Greytown Urban	355,000	730,000	5,094	5,075	- 19	0%
Urban Residential	Greytown Urban	355,000	790,000	5,094	5,216	122	2%
Urban Residential	Greytown Urban	355,000	790,000	5,094	5,216	122	2%
Urban Residential	Greytown Urban	355,000	810,000	5,094	5,263	169	3%
Urban Residential	Greytown Urban	355,000	850,000	5,094	5,357	263	5%
Urban Residential	Greytown Urban	355,000	940,000	5,094	5,569	475	9%
Urban Residential	Greytown Urban	360,000	360,000	5,106	4,204	- 902	-18%
Urban Residential	Greytown Urban	360,000	550,000	3,862	3,407	- 455	-12%

Urban Residential	Greytown Urban	360,000	570,000	5,106	4,698	- 408	-8%
Urban Residential	Greytown Urban	360,000	590,000	5,106	6,107	1,001	20%
Urban Residential	Greytown Urban	360,000	610,000	5,106	4,792	- 314	-6%
Urban Residential	Greytown Urban	360,000	670,000	3,862	3,689	- 173	-4%
Urban Residential	Greytown Urban	360,000	770,000	5,106	5,169	63	1%
Urban Residential	Greytown Urban	360,000	800,000	5,106	5,240	134	3%
Urban Residential	Greytown Urban	360,000	870,000	5,106	5,982	876	17%
Urban Residential	Greytown Urban	360,000	890,000	5,106	5,451	346	7%
Urban Residential	Greytown Urban	360,000	1,020,000	5,106	5,758	652	13%
Urban Residential	Greytown Urban	360,000	1,180,000	5,106	6,134	1,028	20%
Urban Residential	Greytown Urban	360,000	1,330,000	5,106	6,487	1,381	27%
Urban Residential	Greytown Urban	360,000	1,410,000	5,106	6,676	1,570	31%
Urban Residential	Greytown Urban	365,000	530,000	5,118	4,604	- 514	-10%
Urban Residential	Greytown Urban	365,000	540,000	3,874	3,383	- 491	-13%
Urban Residential	Greytown Urban	365,000	590,000	5,118	4,745	- 373	-7%
Urban Residential	Greytown Urban	365,000	610,000	5,118	4,792	- 326	-6%
Urban Residential	Greytown Urban	365,000	610,000	6,518	6,904	386	6%
Urban Residential	Greytown Urban	365,000	620,000	5,118	4,816	- 302	-6%
Urban Residential	Greytown Urban	365,000	630,000	5,118	4,839	- 279	-5%
Urban Residential	Greytown Urban	365,000	630,000	5,118	4,839	- 279	-5%
Urban Residential	Greytown Urban	365,000	660,000	5,118	4,910	- 208	-4%
Urban Residential	Greytown Urban	365,000	670,000	5,118	4,933	- 184	-4%
Urban Residential	Greytown Urban	365,000	690,000	5,118	4,981	- 137	-3%
Urban Residential	Greytown Urban	365,000	720,000	5,118	5,051	- 67	-1%
Urban Residential	Greytown Urban	365,000	740,000	5,118	5,098	- 20	0%
Urban Residential	Greytown Urban	365,000	750,000	5,118	5,122	4	0%
Urban Residential	Greytown Urban	365,000	750,000	5,118	5,122	4	0%
Urban Residential	Greytown Urban	365,000	760,000	5,118	5,145	28	1%
Urban Residential	Greytown Urban	365,000	770,000	5,118	5,169	51	1%
Urban Residential	Greytown Urban	365,000	780,000	5,118	5,192	75	1%
Urban Residential	Greytown Urban	365,000	800,000	5,118	5,240	122	2%
Urban Residential	Greytown Urban	365,000	1,030,000	5,118	5,781	663	13%
Urban Residential	Greytown Urban	365,000	1,080,000	5,118	5,899	781	15%
Urban Residential	Greytown Urban	365,000	1,100,000	5,118	5,946	828	16%
Urban Residential	Greytown Urban	370,000	370,000	5,130	4,227	- 903	-18%
Urban Residential	Greytown Urban	370,000	370,000	5,130	4,227	- 903	-18%
Urban Residential	Greytown Urban	370,000	530,000	5,130	4,604	- 526	-10%
Urban Residential	Greytown Urban	370,000	530,000	5,130	4,604	- 526	-10%
Urban Residential	Greytown Urban	370,000	630,000	5,130	4,839	- 290	-6%
Urban Residential	Greytown Urban	370,000	670,000	5,130	4,933	- 196	-4%
Urban Residential	Greytown Urban	370,000	690,000	5,130	4,981	- 149	-3%
Urban Residential	Greytown Urban	370,000	690,000	5,130	4,981	- 149	-3%
Urban Residential	Greytown Urban	370,000	700,000	6,265	6,718	453	7%
Urban Residential	Greytown Urban	370,000	760,000	5,130	5,145	16	0%
Urban Residential	Greytown Urban	370,000	770,000	5,130	5,169	39	1%
Urban Residential	Greytown Urban	370,000	790,000	5,130	5,216	86	2%
Urban Residential	Greytown Urban	370,000	800,000	5,130	5,240	110	2%
Urban Residential	Greytown Urban	370,000	810,000	5,130	5,263	133	3%
Urban Residential	Greytown Urban	370,000	850,000	5,130	5,357	228	4%
Urban Residential	Greytown Urban	370,000	880,000	5,130	5,428	298	6%
Urban Residential	Greytown Urban	370,000	920,000	5,130	5,522	392	8%
Urban Residential	Greytown Urban	370,000	960,000	5,130	5,616	487	9%
Urban Residential	Greytown Urban	370,000	1,050,000	5,130	5,828	698	14%
Urban Residential	Greytown Urban	370,000	1,300,000	5,130	6,417	1,287	25%
Urban Residential	Greytown Urban	370,000	1,370,000	5,130	6,582	1,452	28%
Urban Residential	Greytown Urban	375,000	380,000	1,460	1,463	2	0%
Urban Residential	Greytown Urban	375,000	580,000	5,142	4,722	- 420	-8%
Urban Residential	Greytown Urban	375,000	580,000	5,142	4,722	- 420	-8%
Urban Residential	Greytown Urban	375,000	580,000	5,142	4,722	- 420	-8%
Urban Residential	Greytown Urban	375,000	590,000	5,142	4,745	- 397	-8%
Urban Residential	Greytown Urban	375,000	610,000	5,142	4,792	- 349	-7%
Urban Residential	Greytown Urban	375,000	640,000	5,142	4,863	- 279	-5%
Urban Residential	Greytown Urban	375,000	660,000	5,142	4,910	- 232	-5%
Urban Residential	Greytown Urban	375,000	660,000	5,142	4,910	- 232	-5%
Urban Residential	Greytown Urban	375,000	710,000	5,142	5,028	- 114	-2%
Urban Residential	Greytown Urban	375,000	740,000	5,142	5,098	- 43	-1%
Urban Residential	Greytown Urban	375,000	740,000	5,142	5,098	- 43	-1%
Urban Residential	Greytown Urban	375,000	770,000	5,142	5,169	27	1%
Urban Residential	Greytown Urban	375,000	780,000	5,142	5,192	51	1%
Urban Residential	Greytown Urban	375,000	870,000	5,142	5,404	263	5%
Urban Residential	Greytown Urban	375,000	1,300,000	5,142	6,417	1,275	25%
Urban Residential	Greytown Urban	375,000	1,380,000	5,142	6,605	1,464	28%
Urban Residential	Greytown Urban	375,000	1,520,000	6,386	8,179	1,793	28%
Urban Residential	Greytown Urban	380,000	380,000	5,154	4,251	- 903	-18%
Urban Residential	Greytown Urban	380,000	380,000	5,154	4,251	- 903	-18%
Urban Residential	Greytown Urban	380,000	380,000	5,154	4,251	- 903	-18%
Urban Residential	Greytown Urban	380,000	380,000	5,154	4,251	- 903	-18%
Urban Residential	Greytown Urban	380,000	380,000	5,154	4,251	- 903	-18%
Urban Residential	Greytown Urban	380,000	550,000	5,154	4,651	- 503	-10%
Urban Residential	Greytown Urban	380,000	560,000	5,154	4,675	- 479	-9%
Urban Residential	Greytown Urban	380,000	590,000	5,154	4,745	- 408	-8%
Urban Residential	Greytown Urban	380,000	610,000	5,154	4,792	- 361	-7%
Urban Residential	Greytown Urban	380,000	690,000	5,154	4,981	- 173	-3%



Urban Residential	Greytown Urban	380,000	710,000	10,441	11,740	1,298	12%
Urban Residential	Greytown Urban	380,000	760,000	5,154	5,145	- 8	0%
Urban Residential	Greytown Urban	380,000	810,000	5,154	5,263	110	2%
Urban Residential	Greytown Urban	380,000	820,000	5,154	5,287	133	3%
Urban Residential	Greytown Urban	380,000	910,000	5,154	5,499	345	7%
Urban Residential	Greytown Urban	380,000	980,000	5,154	5,663	510	10%
Urban Residential	Greytown Urban	380,000	990,000	5,154	5,687	533	10%
Urban Residential	Greytown Urban	380,000	1,020,000	5,154	5,758	604	12%
Urban Residential	Greytown Urban	380,000	1,150,000	5,154	6,064	910	18%
Urban Residential	Greytown Urban	380,000	1,300,000	5,154	6,417	1,263	25%
Urban Residential	Greytown Urban	380,000	1,410,000	5,154	6,676	1,522	30%
Urban Residential	Greytown Urban	385,000	390,000	5,165	4,274	- 891	-17%
Urban Residential	Greytown Urban	385,000	485,000	5,165	4,498	- 668	-13%
Urban Residential	Greytown Urban	385,000	500,000	5,165	4,533	- 632	-12%
Urban Residential	Greytown Urban	385,000	550,000	5,165	4,651	- 515	-10%
Urban Residential	Greytown Urban	385,000	550,000	5,165	4,651	- 515	-10%
Urban Residential	Greytown Urban	385,000	560,000	5,165	4,675	- 491	-10%
Urban Residential	Greytown Urban	385,000	560,000	5,165	4,675	- 491	-10%
Urban Residential	Greytown Urban	385,000	570,000	5,165	4,698	- 467	-9%
Urban Residential	Greytown Urban	385,000	590,000	5,165	4,745	- 420	-8%
Urban Residential	Greytown Urban	385,000	590,000	5,165	4,745	- 420	-8%
Urban Residential	Greytown Urban	385,000	590,000	5,165	4,745	- 420	-8%
Urban Residential	Greytown Urban	385,000	630,000	5,165	4,839	- 326	-6%
Urban Residential	Greytown Urban	385,000	630,000	5,165	4,839	- 326	-6%
Urban Residential	Greytown Urban	385,000	630,000	5,165	4,839	- 326	-6%
Urban Residential	Greytown Urban	385,000	640,000	5,165	4,863	- 303	-6%
Urban Residential	Greytown Urban	385,000	720,000	5,165	5,051	- 114	-2%
Urban Residential	Greytown Urban	385,000	730,000	5,165	5,075	- 91	-2%
Urban Residential	Greytown Urban	385,000	750,000	6,409	6,944	535	8%
Urban Residential	Greytown Urban	385,000	790,000	5,165	5,216	51	1%
Urban Residential	Greytown Urban	385,000	830,000	5,165	5,310	145	3%
Urban Residential	Greytown Urban	385,000	900,000	5,165	5,475	310	6%
Urban Residential	Greytown Urban	385,000	910,000	5,165	5,499	333	6%
Urban Residential	Greytown Urban	385,000	1,000,000	5,165	5,710	545	11%
Urban Residential	Greytown Urban	385,000	1,180,000	5,165	6,134	969	19%
Urban Residential	Greytown Urban	385,000	1,520,000	5,165	6,935	1,769	34%
Urban Residential	Greytown Urban	390,000	390,000	5,177	4,274	- 903	-17%
Urban Residential	Greytown Urban	390,000	390,000	5,177	4,274	- 903	-17%
Urban Residential	Greytown Urban	390,000	390,000	5,177	4,274	- 903	-17%
Urban Residential	Greytown Urban	390,000	390,000	5,177	4,274	- 903	-17%
Urban Residential	Greytown Urban	390,000	390,000	4,898	4,274	- 624	-13%
Urban Residential	Greytown Urban	390,000	395,000	5,177	4,286	- 891	-17%
Urban Residential	Greytown Urban	390,000	465,000	5,177	4,451	- 727	-14%
Urban Residential	Greytown Urban	390,000	500,000	5,177	4,533	- 644	-12%
Urban Residential	Greytown Urban	390,000	530,000	5,177	4,604	- 574	-11%
Urban Residential	Greytown Urban	390,000	530,000	5,177	4,604	- 574	-11%
Urban Residential	Greytown Urban	390,000	530,000	5,177	4,604	- 574	-11%
Urban Residential	Greytown Urban	390,000	540,000	5,177	4,627	- 550	-11%
Urban Residential	Greytown Urban	390,000	560,000	5,177	4,675	- 503	-10%
Urban Residential	Greytown Urban	390,000	580,000	5,177	4,722	- 456	-9%
Urban Residential	Greytown Urban	390,000	600,000	5,177	4,769	- 409	-8%
Urban Residential	Greytown Urban	390,000	620,000	5,177	4,816	- 362	-7%
Urban Residential	Greytown Urban	390,000	630,000	5,177	4,839	- 338	-7%
Urban Residential	Greytown Urban	390,000	640,000	5,177	4,863	- 315	-6%
Urban Residential	Greytown Urban	390,000	640,000	5,177	4,863	- 315	-6%
Urban Residential	Greytown Urban	390,000	660,000	5,177	4,910	- 267	-5%
Urban Residential	Greytown Urban	390,000	680,000	5,177	4,957	- 220	-4%
Urban Residential	Greytown Urban	390,000	730,000	5,177	5,075	- 103	-2%
Urban Residential	Greytown Urban	390,000	740,000	5,177	5,098	- 79	-2%
Urban Residential	Greytown Urban	390,000	750,000	5,177	5,122	- 56	-1%
Urban Residential	Greytown Urban	390,000	755,000	7,821	8,490	668	9%
Urban Residential	Greytown Urban	390,000	790,000	5,177	5,216	39	1%
Urban Residential	Greytown Urban	390,000	800,000	5,177	5,240	62	1%
Urban Residential	Greytown Urban	390,000	820,000	5,177	5,287	109	2%
Urban Residential	Greytown Urban	390,000	860,000	5,177	5,381	203	4%
Urban Residential	Greytown Urban	390,000	860,000	5,177	5,381	203	4%
Urban Residential	Greytown Urban	390,000	880,000	5,177	5,428	251	5%
Urban Residential	Greytown Urban	390,000	910,000	5,177	5,499	321	6%
Urban Residential	Greytown Urban	390,000	920,000	5,177	5,522	345	7%
Urban Residential	Greytown Urban	390,000	930,000	5,177	5,546	368	7%
Urban Residential	Greytown Urban	390,000	940,000	7,556	8,527	971	13%
Urban Residential	Greytown Urban	390,000	940,000	5,177	5,569	392	8%
Urban Residential	Greytown Urban	390,000	990,000	5,177	5,687	510	10%
Urban Residential	Greytown Urban	390,000	1,040,000	5,177	5,805	627	12%
Urban Residential	Greytown Urban	390,000	1,060,000	5,177	5,852	674	13%
Urban Residential	Greytown Urban	390,000	1,100,000	5,177	5,946	769	15%
Urban Residential	Greytown Urban	390,000	1,230,000	5,177	6,252	1,075	21%
Urban Residential	Greytown Urban	390,000	1,360,000	5,177	7,136	1,959	38%
Urban Residential	Greytown Urban	390,000	1,390,000	5,177	6,629	1,451	28%
Urban Residential	Greytown Urban	390,000	1,410,000	5,177	6,676	1,498	29%
Urban Residential	Greytown Urban	395,000	395,000	5,189	4,286	- 903	-17%
Urban Residential	Greytown Urban	395,000	400,000	940	942	1	0%
Urban Residential	Greytown Urban	395,000	670,000	5,189	4,933	- 256	-5%

Urban Residential	Greytown Urban	395,000	800,000	5,189	5,240	50	1%
Urban Residential	Greytown Urban	395,000	940,000	7,568	8,527	959	13%
Urban Residential	Greytown Urban	395,000	1,180,000	4,589	6,134	1,545	34%
Urban Residential	Greytown Urban	400,000	400,000	5,201	4,298	- 903	-17%
Urban Residential	Greytown Urban	400,000	400,000	4,012	3,108	- 904	-23%
Urban Residential	Greytown Urban	400,000	400,000	952	942	- 11	-1%
Urban Residential	Greytown Urban	400,000	400,000	4,012	3,108	- 904	-23%
Urban Residential	Greytown Urban	400,000	550,000	5,201	4,651	- 550	-11%
Urban Residential	Greytown Urban	400,000	630,000	5,201	4,839	- 362	-7%
Urban Residential	Greytown Urban	400,000	650,000	5,201	4,886	- 315	-6%
Urban Residential	Greytown Urban	400,000	700,000	5,201	5,004	- 197	-4%
Urban Residential	Greytown Urban	400,000	750,000	5,201	5,122	- 79	-2%
Urban Residential	Greytown Urban	400,000	790,000	5,201	5,216	15	0%
Urban Residential	Greytown Urban	400,000	790,000	5,201	5,216	15	0%
Urban Residential	Greytown Urban	400,000	910,000	5,201	5,499	297	6%
Urban Residential	Greytown Urban	400,000	950,000	5,201	5,593	392	8%
Urban Residential	Greytown Urban	400,000	960,000	5,201	5,616	415	8%
Urban Residential	Greytown Urban	400,000	1,000,000	5,201	5,710	509	10%
Urban Residential	Greytown Urban	400,000	1,100,000	5,201	5,946	745	14%
Urban Residential	Greytown Urban	400,000	1,250,000	5,201	6,299	1,098	21%
Urban Residential	Greytown Urban	400,000	1,250,000	5,201	6,299	1,098	21%
Urban Residential	Greytown Urban	405,000	770,000	5,213	5,169	- 44	-1%
Urban Residential	Greytown Urban	405,000	930,000	5,213	5,546	333	6%
Urban Residential	Greytown Urban	405,000	990,000	5,213	5,687	474	9%
Urban Residential	Greytown Urban	405,000	1,100,000	5,213	5,946	733	14%
Urban Residential	Greytown Urban	410,000	530,000	5,225	4,604	- 621	-12%
Urban Residential	Greytown Urban	410,000	580,000	5,225	4,722	- 503	-10%
Urban Residential	Greytown Urban	410,000	580,000	5,225	4,722	- 503	-10%
Urban Residential	Greytown Urban	410,000	590,000	5,225	4,745	- 480	-9%
Urban Residential	Greytown Urban	410,000	590,000	5,225	4,745	- 480	-9%
Urban Residential	Greytown Urban	410,000	630,000	5,225	5,417	192	4%
Urban Residential	Greytown Urban	410,000	630,000	4,625	4,839	214	5%
Urban Residential	Greytown Urban	410,000	640,000	5,225	4,863	- 362	-7%
Urban Residential	Greytown Urban	410,000	680,000	5,225	4,957	- 268	-5%
Urban Residential	Greytown Urban	410,000	690,000	5,225	4,981	- 244	-5%
Urban Residential	Greytown Urban	410,000	720,000	5,225	5,051	- 174	-3%
Urban Residential	Greytown Urban	410,000	740,000	5,225	5,098	- 127	-2%
Urban Residential	Greytown Urban	410,000	780,000	5,225	5,192	- 33	-1%
Urban Residential	Greytown Urban	410,000	820,000	5,225	5,287	62	1%
Urban Residential	Greytown Urban	410,000	840,000	5,225	5,334	109	2%
Urban Residential	Greytown Urban	410,000	980,000	5,225	5,663	438	8%
Urban Residential	Greytown Urban	410,000	985,000	7,869	9,031	1,162	15%
Urban Residential	Greytown Urban	410,000	1,050,000	5,225	5,828	603	12%
Urban Residential	Greytown Urban	410,000	1,050,000	5,225	5,828	603	12%
Urban Residential	Greytown Urban	410,000	1,260,000	6,360	8,037	1,676	26%
Urban Residential	Greytown Urban	410,000	1,270,000	5,225	6,346	1,121	21%
Urban Residential	Greytown Urban	410,000	1,270,000	5,225	6,346	1,121	21%
Urban Residential	Greytown Urban	415,000	415,000	4,047	3,143	- 904	-22%
Urban Residential	Greytown Urban	415,000	425,000	1,556	1,569	13	1%
Urban Residential	Greytown Urban	415,000	465,000	5,237	4,451	- 786	-15%
Urban Residential	Greytown Urban	415,000	570,000	5,237	4,698	- 539	-10%
Urban Residential	Greytown Urban	415,000	630,000	5,237	4,839	- 398	-8%
Urban Residential	Greytown Urban	415,000	640,000	5,237	4,863	- 374	-7%
Urban Residential	Greytown Urban	415,000	650,000	5,237	4,886	- 350	-7%
Urban Residential	Greytown Urban	415,000	690,000	5,237	4,981	- 256	-5%
Urban Residential	Greytown Urban	415,000	710,000	5,237	5,028	- 209	-4%
Urban Residential	Greytown Urban	415,000	710,000	5,237	5,028	- 209	-4%
Urban Residential	Greytown Urban	415,000	790,000	5,237	5,216	- 21	0%
Urban Residential	Greytown Urban	415,000	830,000	5,237	5,310	73	1%
Urban Residential	Greytown Urban	415,000	870,000	5,237	5,404	167	3%
Urban Residential	Greytown Urban	415,000	880,000	5,237	5,428	191	4%
Urban Residential	Greytown Urban	415,000	890,000	5,237	5,451	215	4%
Urban Residential	Greytown Urban	415,000	940,000	5,237	5,569	332	6%
Urban Residential	Greytown Urban	415,000	1,000,000	5,237	5,710	474	9%
Urban Residential	Greytown Urban	415,000	1,020,000	5,237	5,758	521	10%
Urban Residential	Greytown Urban	415,000	1,230,000	5,237	6,252	1,015	19%
Urban Residential	Greytown Urban	415,000	1,240,000	5,237	6,276	1,039	20%
Urban Residential	Greytown Urban	415,000	1,500,000	5,237	6,888	1,651	32%
Urban Residential	Greytown Urban	420,000	420,000	4,059	3,155	- 904	-22%
Urban Residential	Greytown Urban	420,000	420,000	5,249	4,345	- 904	-17%
Urban Residential	Greytown Urban	420,000	660,000	4,005	3,666	- 339	-8%
Urban Residential	Greytown Urban	420,000	870,000	5,249	5,404	156	3%
Urban Residential	Greytown Urban	420,000	900,000	5,249	5,475	226	4%
Urban Residential	Greytown Urban	420,000	960,000	5,249	5,616	367	7%
Urban Residential	Greytown Urban	420,000	1,080,000	5,249	5,899	650	12%
Urban Residential	Greytown Urban	420,000	1,110,000	5,249	5,969	721	14%
Urban Residential	Greytown Urban	420,000	1,140,000	5,249	6,040	791	15%
Urban Residential	Greytown Urban	420,000	1,330,000	5,249	6,487	1,239	24%
Urban Residential	Greytown Urban	425,000	425,000	5,261	4,357	- 904	-17%
Urban Residential	Greytown Urban	425,000	425,000	2,466	2,589	122	5%
Urban Residential	Greytown Urban	425,000	1,010,000	5,261	5,734	473	9%
Urban Residential	Greytown Urban	425,000	1,020,000	5,261	5,758	497	9%
Urban Residential	Greytown Urban	425,000	1,020,000	5,261	5,758	497	9%

Urban Residential	Greytown Urban	425,000	1,080,000	5,261	5,899	638	12%
Urban Residential	Greytown Urban	425,000	1,110,000	5,261	5,969	709	13%
Urban Residential	Greytown Urban	425,000	1,140,000	5,261	6,040	779	15%
Urban Residential	Greytown Urban	430,000	430,000	5,273	4,368	-904	-17%
Urban Residential	Greytown Urban	430,000	430,000	5,273	4,368	-904	-17%
Urban Residential	Greytown Urban	430,000	465,000	6,516	6,313	-204	-3%
Urban Residential	Greytown Urban	430,000	650,000	5,273	4,886	-386	-7%
Urban Residential	Greytown Urban	430,000	1,050,000	5,273	5,828	556	11%
Urban Residential	Greytown Urban	430,000	1,150,000	5,273	7,591	2,319	44%
Urban Residential	Greytown Urban	430,000	1,170,000	5,273	6,111	838	16%
Urban Residential	Greytown Urban	430,000	1,200,000	5,273	6,181	909	17%
Urban Residential	Greytown Urban	430,000	1,280,000	5,273	6,370	1,097	21%
Urban Residential	Greytown Urban	430,000	1,450,000	5,273	6,770	1,497	28%
Urban Residential	Greytown Urban	430,000	1,450,000	5,273	7,348	2,075	39%
Urban Residential	Greytown Urban	435,000	580,000	5,285	4,722	-563	-11%
Urban Residential	Greytown Urban	435,000	590,000	5,285	4,745	-539	-10%
Urban Residential	Greytown Urban	435,000	630,000	5,285	4,839	-445	-8%
Urban Residential	Greytown Urban	435,000	660,000	5,285	4,910	-375	-7%
Urban Residential	Greytown Urban	435,000	670,000	5,285	4,933	-351	-7%
Urban Residential	Greytown Urban	435,000	760,000	5,285	5,145	-139	-3%
Urban Residential	Greytown Urban	435,000	800,000	5,285	5,240	-45	-1%
Urban Residential	Greytown Urban	435,000	800,000	7,664	7,620	-44	-1%
Urban Residential	Greytown Urban	435,000	830,000	5,285	5,310	26	0%
Urban Residential	Greytown Urban	435,000	850,000	5,285	5,935	651	12%
Urban Residential	Greytown Urban	435,000	930,000	5,285	5,546	261	5%
Urban Residential	Greytown Urban	435,000	950,000	5,285	5,593	308	6%
Urban Residential	Greytown Urban	435,000	970,000	5,285	5,640	355	7%
Urban Residential	Greytown Urban	435,000	990,000	5,285	5,687	402	8%
Urban Residential	Greytown Urban	435,000	1,020,000	5,285	5,758	473	9%
Urban Residential	Greytown Urban	435,000	1,230,000	5,285	6,252	967	18%
Urban Residential	Greytown Urban	435,000	1,250,000	5,285	6,299	1,015	19%
Urban Residential	Greytown Urban	440,000	440,000	5,296	4,392	-904	-17%
Urban Residential	Greytown Urban	440,000	440,000	5,296	4,392	-904	-17%
Urban Residential	Greytown Urban	440,000	440,000	5,296	4,392	-904	-17%
Urban Residential	Greytown Urban	440,000	440,000	4,107	3,202	-905	-22%
Urban Residential	Greytown Urban	440,000	440,000	4,107	3,202	-905	-22%
Urban Residential	Greytown Urban	440,000	530,000	4,053	3,360	-693	-17%
Urban Residential	Greytown Urban	440,000	830,000	5,296	5,310	14	0%
Urban Residential	Greytown Urban	440,000	1,155,000	5,296	6,075	779	15%
Urban Residential	Greytown Urban	440,000	1,200,000	5,296	6,181	885	17%
Urban Residential	Greytown Urban	445,000	700,000	4,686	4,382	-304	-6%
Urban Residential	Greytown Urban	445,000	1,130,000	5,308	6,017	708	13%
Urban Residential	Greytown Urban	445,000	1,190,000	5,308	6,158	849	16%
Urban Residential	Greytown Urban	450,000	450,000	5,320	4,416	-905	-17%
Urban Residential	Greytown Urban	450,000	450,000	5,320	4,416	-905	-17%
Urban Residential	Greytown Urban	450,000	580,000	5,320	4,722	-599	-11%
Urban Residential	Greytown Urban	450,000	580,000	5,320	4,722	-599	-11%
Urban Residential	Greytown Urban	450,000	590,000	4,518	4,456	-62	-1%
Urban Residential	Greytown Urban	450,000	600,000	5,320	4,769	-552	-10%
Urban Residential	Greytown Urban	450,000	610,000	5,320	4,792	-528	-10%
Urban Residential	Greytown Urban	450,000	610,000	5,320	4,792	-528	-10%
Urban Residential	Greytown Urban	450,000	650,000	5,320	4,886	-434	-8%
Urban Residential	Greytown Urban	450,000	660,000	5,320	4,910	-410	-8%
Urban Residential	Greytown Urban	450,000	720,000	5,320	5,051	-269	-5%
Urban Residential	Greytown Urban	450,000	720,000	5,320	5,051	-269	-5%
Urban Residential	Greytown Urban	450,000	730,000	5,320	5,075	-245	-5%
Urban Residential	Greytown Urban	450,000	780,000	5,320	5,192	-128	-2%
Urban Residential	Greytown Urban	450,000	820,000	5,320	5,287	-34	-1%
Urban Residential	Greytown Urban	450,000	820,000	5,320	5,287	-34	-1%
Urban Residential	Greytown Urban	450,000	840,000	5,320	5,334	14	0%
Urban Residential	Greytown Urban	450,000	880,000	5,320	5,428	108	2%
Urban Residential	Greytown Urban	450,000	1,010,000	5,320	5,734	414	8%
Urban Residential	Greytown Urban	450,000	1,070,000	5,320	5,875	555	10%
Urban Residential	Greytown Urban	450,000	1,070,000	5,320	5,875	555	10%
Urban Residential	Greytown Urban	450,000	1,070,000	5,320	5,875	555	10%
Urban Residential	Greytown Urban	450,000	1,100,000	5,320	5,946	626	12%
Urban Residential	Greytown Urban	455,000	870,000	5,332	5,404	72	1%
Urban Residential	Greytown Urban	455,000	940,000	5,332	5,569	237	4%
Urban Residential	Greytown Urban	455,000	1,000,000	5,332	5,710	378	7%
Urban Residential	Greytown Urban	455,000	1,000,000	5,332	5,710	378	7%
Urban Residential	Greytown Urban	455,000	1,020,000	5,332	5,758	425	8%
Urban Residential	Greytown Urban	455,000	1,080,000	5,332	5,899	567	11%
Urban Residential	Greytown Urban	455,000	1,200,000	7,976	9,537	1,561	20%
Urban Residential	Greytown Urban	460,000	590,000	5,344	4,745	-599	-11%
Urban Residential	Greytown Urban	460,000	660,000	5,344	4,910	-434	-8%
Urban Residential	Greytown Urban	460,000	690,000	5,344	4,981	-363	-7%
Urban Residential	Greytown Urban	460,000	710,000	5,344	5,028	-316	-6%
Urban Residential	Greytown Urban	460,000	1,050,000	5,344	5,828	484	9%
Urban Residential	Greytown Urban	460,000	1,070,000	5,344	5,875	531	10%
Urban Residential	Greytown Urban	465,000	610,000	5,356	4,792	-564	-11%
Urban Residential	Greytown Urban	465,000	815,000	5,356	5,275	-81	-2%
Urban Residential	Greytown Urban	470,000	470,000	5,368	4,463	-905	-17%
Urban Residential	Greytown Urban	470,000	470,000	3,763	3,885	122	3%

Urban Residential	Greytown Urban	470,000	570,000	5,368	4,698	- 670	-12%
Urban Residential	Greytown Urban	470,000	590,000	5,368	4,745	- 623	-12%
Urban Residential	Greytown Urban	470,000	650,000	5,368	4,886	- 481	-9%
Urban Residential	Greytown Urban	470,000	670,000	5,368	4,933	- 434	-8%
Urban Residential	Greytown Urban	470,000	940,000	5,368	5,569	201	4%
Urban Residential	Greytown Urban	470,000	1,540,000	5,368	6,982	1,614	30%
Urban Residential	Greytown Urban	470,000	3,000,000	5,368	10,419	5,052	94%
Urban Residential	Greytown Urban	480,000	480,000	4,202	3,296	- 906	-22%
Urban Residential	Greytown Urban	480,000	500,000	5,392	4,533	- 858	-16%
Urban Residential	Greytown Urban	480,000	660,000	5,392	4,910	- 482	-9%
Urban Residential	Greytown Urban	480,000	740,000	6,636	6,920	285	4%
Urban Residential	Greytown Urban	480,000	810,000	4,148	4,019	- 129	-3%
Urban Residential	Greytown Urban	480,000	970,000	5,392	5,640	248	5%
Urban Residential	Greytown Urban	480,000	1,000,000	5,392	5,710	319	6%
Urban Residential	Greytown Urban	480,000	1,275,000	5,392	6,936	1,544	29%
Urban Residential	Greytown Urban	480,000	1,330,000	4,589	6,198	1,609	35%
Urban Residential	Greytown Urban	480,000	2,300,000	25,294	31,731	6,437	25%
Urban Residential	Greytown Urban	485,000	540,000	5,404	4,627	- 776	-14%
Urban Residential	Greytown Urban	485,000	700,000	5,404	5,004	- 399	-7%
Urban Residential	Greytown Urban	485,000	870,000	5,404	5,404	1	0%
Urban Residential	Greytown Urban	485,000	900,000	5,404	5,475	71	1%
Urban Residential	Greytown Urban	485,000	950,000	5,404	5,593	189	4%
Urban Residential	Greytown Urban	490,000	790,000	5,415	5,216	- 199	-4%
Urban Residential	Greytown Urban	490,000	800,000	5,415	5,818	402	7%
Urban Residential	Greytown Urban	490,000	870,000	5,415	5,404	- 11	0%
Urban Residential	Greytown Urban	490,000	950,000	4,172	4,349	177	4%
Urban Residential	Greytown Urban	490,000	970,000	5,415	5,640	224	4%
Urban Residential	Greytown Urban	490,000	970,000	5,415	5,640	224	4%
Urban Residential	Greytown Urban	490,000	1,000,000	4,172	4,466	295	7%
Urban Residential	Greytown Urban	490,000	1,010,000	5,415	5,734	319	6%
Urban Residential	Greytown Urban	490,000	1,040,000	5,415	5,805	389	7%
Urban Residential	Greytown Urban	490,000	1,050,000	5,415	5,828	413	8%
Urban Residential	Greytown Urban	490,000	1,100,000	5,415	5,946	530	10%
Urban Residential	Greytown Urban	490,000	1,100,000	5,415	5,946	530	10%
Urban Residential	Greytown Urban	490,000	1,120,000	5,415	5,993	578	11%
Urban Residential	Greytown Urban	490,000	1,180,000	5,415	6,134	719	13%
Urban Residential	Greytown Urban	490,000	1,540,000	5,415	6,982	1,566	29%
Urban Residential	Greytown Urban	495,000	680,000	5,427	4,957	- 470	-9%
Urban Residential	Greytown Urban	495,000	910,000	5,427	5,499	71	1%
Urban Residential	Greytown Urban	495,000	950,000	5,427	5,593	165	3%
Urban Residential	Greytown Urban	495,000	1,060,000	5,427	5,852	424	8%
Urban Residential	Greytown Urban	495,000	1,060,000	5,427	5,852	424	8%
Urban Residential	Greytown Urban	500,000	500,000	3,060	2,153	- 907	-30%
Urban Residential	Greytown Urban	500,000	1,700,000	5,439	7,359	1,919	35%
Urban Residential	Greytown Urban	510,000	680,000	5,463	4,957	- 506	-9%
Urban Residential	Greytown Urban	510,000	810,000	5,463	5,263	- 200	-4%
Urban Residential	Greytown Urban	510,000	830,000	5,463	5,310	- 153	-3%
Urban Residential	Greytown Urban	510,000	970,000	5,463	5,640	177	3%
Urban Residential	Greytown Urban	510,000	1,080,000	5,463	5,899	436	8%
Urban Residential	Greytown Urban	510,000	1,370,000	5,463	6,582	1,119	20%
Urban Residential	Greytown Urban	510,000	1,750,000	5,463	7,476	2,013	37%
Urban Residential	Greytown Urban	515,000	1,010,000	5,475	5,734	259	5%
Urban Residential	Greytown Urban	520,000	520,000	5,487	4,580	- 907	-17%
Urban Residential	Greytown Urban	520,000	640,000	5,487	4,863	- 624	-11%
Urban Residential	Greytown Urban	520,000	670,000	5,487	4,933	- 553	-10%
Urban Residential	Greytown Urban	520,000	710,000	5,487	5,028	- 459	-8%
Urban Residential	Greytown Urban	530,000	530,000	4,321	3,414	- 907	-21%
Urban Residential	Greytown Urban	530,000	820,000	5,511	5,287	- 224	-4%
Urban Residential	Greytown Urban	530,000	890,000	5,511	5,451	- 59	-1%
Urban Residential	Greytown Urban	530,000	1,020,000	5,511	5,758	247	4%
Urban Residential	Greytown Urban	530,000	1,040,000	5,511	5,805	294	5%
Urban Residential	Greytown Urban	530,000	1,250,000	8,155	9,655	1,501	18%
Urban Residential	Greytown Urban	540,000	540,000	5,535	4,627	- 907	-16%
Urban Residential	Greytown Urban	540,000	690,000	5,535	4,981	- 554	-10%
Urban Residential	Greytown Urban	540,000	740,000	5,535	5,098	- 436	-8%
Urban Residential	Greytown Urban	540,000	890,000	5,535	5,451	- 83	-2%
Urban Residential	Greytown Urban	540,000	970,000	5,535	5,640	105	2%
Urban Residential	Greytown Urban	540,000	970,000	5,535	5,640	105	2%
Urban Residential	Greytown Urban	540,000	1,010,000	5,535	5,734	200	4%
Urban Residential	Greytown Urban	540,000	1,300,000	5,535	6,417	882	16%
Urban Residential	Greytown Urban	540,000	1,325,000	8,178	9,832	1,653	20%
Urban Residential	Greytown Urban	540,000	1,500,000	5,535	6,888	1,353	24%
Urban Residential	Greytown Urban	540,000	1,880,000	5,535	7,782	2,248	41%
Urban Residential	Greytown Urban	550,000	550,000	5,558	4,651	- 907	-16%
Urban Residential	Greytown Urban	550,000	690,000	5,558	4,981	- 578	-10%
Urban Residential	Greytown Urban	550,000	740,000	5,558	5,098	- 460	-8%
Urban Residential	Greytown Urban	550,000	800,000	5,558	5,240	- 319	-6%
Urban Residential	Greytown Urban	560,000	1,150,000	5,582	6,064	482	9%
Urban Residential	Greytown Urban	560,000	1,750,000	5,582	7,476	1,894	34%
Urban Residential	Greytown Urban	570,000	660,000	5,606	4,910	- 696	-12%
Urban Residential	Greytown Urban	570,000	870,000	5,606	5,404	- 202	-4%
Urban Residential	Greytown Urban	570,000	890,000	5,606	5,451	- 154	-3%
Urban Residential	Greytown Urban	570,000	900,000	5,606	5,475	- 131	-2%



Urban Residential	Greytown Urban	570,000	974,000	5,606	5,649	43	1%
Urban Residential	Greytown Urban	570,000	1,570,000	5,606	7,053	1,447	26%
Urban Residential	Greytown Urban	580,000	580,000	2,835	2,954	118	4%
Urban Residential	Greytown Urban	580,000	590,000	2,570	2,579	9	0%
Urban Residential	Greytown Urban	580,000	730,000	5,630	5,075	- 555	-10%
Urban Residential	Greytown Urban	580,000	1,430,000	5,630	6,723	1,093	19%
Urban Residential	Greytown Urban	590,000	710,000	5,654	5,028	- 626	-11%
Urban Residential	Greytown Urban	590,000	1,000,000	5,654	5,710	57	1%
Urban Residential	Greytown Urban	590,000	1,020,000	5,654	5,758	104	2%
Urban Residential	Greytown Urban	590,000	1,250,000	5,654	6,299	646	11%
Urban Residential	Greytown Urban	590,000	1,400,000	8,141	9,718	1,577	19%
Urban Residential	Greytown Urban	600,000	940,000	8,321	8,925	604	7%
Urban Residential	Greytown Urban	600,000	1,040,000	5,677	5,805	127	2%
Urban Residential	Greytown Urban	600,000	1,050,000	5,677	5,828	151	3%
Urban Residential	Greytown Urban	600,000	1,490,000	8,056	9,822	1,766	22%
Urban Residential	Greytown Urban	600,000	2,110,000	5,677	8,324	2,647	47%
Urban Residential	Greytown Urban	610,000	660,000	5,701	4,910	- 791	-14%
Urban Residential	Greytown Urban	610,000	660,000	5,701	4,910	- 791	-14%
Urban Residential	Greytown Urban	610,000	1,010,000	5,701	5,734	33	1%
Urban Residential	Greytown Urban	620,000	740,000	5,725	5,098	- 627	-11%
Urban Residential	Greytown Urban	620,000	1,310,000	5,725	6,440	715	12%
Urban Residential	Greytown Urban	620,000	1,330,000	4,120	5,909	1,789	43%
Urban Residential	Greytown Urban	625,000	1,460,000	5,737	6,794	1,057	18%
Urban Residential	Greytown Urban	630,000	730,000	5,749	5,075	- 674	-12%
Urban Residential	Greytown Urban	630,000	730,000	5,749	5,075	- 674	-12%
Urban Residential	Greytown Urban	630,000	1,510,000	5,749	6,911	1,162	20%
Urban Residential	Greytown Urban	630,000	2,110,000	6,884	9,460	2,576	37%
Urban Residential	Greytown Urban	640,000	700,000	5,773	5,004	- 768	-13%
Urban Residential	Greytown Urban	640,000	1,100,000	5,773	5,946	173	3%
Urban Residential	Greytown Urban	640,000	1,110,000	7,016	7,791	775	11%
Urban Residential	Greytown Urban	640,000	1,130,000	5,773	6,017	244	4%
Urban Residential	Greytown Urban	640,000	1,230,000	5,773	6,252	479	8%
Urban Residential	Greytown Urban	640,000	1,390,000	5,773	6,629	856	15%
Urban Residential	Greytown Urban	640,000	1,540,000	5,773	6,982	1,209	21%
Urban Residential	Greytown Urban	640,000	1,700,000	5,773	7,359	1,586	27%
Urban Residential	Greytown Urban	640,000	2,140,000	5,773	8,395	2,622	45%
Urban Residential	Greytown Urban	660,000	930,000	5,820	5,546	- 275	-5%
Urban Residential	Greytown Urban	660,000	970,000	4,576	4,396	- 181	-4%
Urban Residential	Greytown Urban	660,000	1,270,000	6,955	8,060	1,105	16%
Urban Residential	Greytown Urban	660,000	1,860,000	5,820	7,735	1,915	33%
Urban Residential	Greytown Urban	670,000	940,000	7,088	6,813	- 275	-4%
Urban Residential	Greytown Urban	670,000	1,100,000	5,844	5,296	- 548	-9%
Urban Residential	Greytown Urban	680,000	1,500,000	5,868	6,888	1,020	17%
Urban Residential	Greytown Urban	680,000	1,600,000	4,863	6,545	1,682	35%
Urban Residential	Greytown Urban	690,000	870,000	5,892	5,404	- 487	-8%
Urban Residential	Greytown Urban	690,000	2,400,000	5,892	9,007	3,115	53%
Urban Residential	Greytown Urban	700,000	1,230,000	5,915	6,252	337	6%
Urban Residential	Greytown Urban	730,000	1,070,000	7,387	7,987	600	8%
Urban Residential	Greytown Urban	730,000	1,420,000	5,987	6,699	712	12%
Urban Residential	Greytown Urban	750,000	750,000	4,845	3,932	- 913	-19%
Urban Residential	Greytown Urban	770,000	960,000	5,280	5,327	48	1%
Urban Residential	Greytown Urban	780,000	940,000	7,241	7,283	42	1%
Urban Residential	Greytown Urban	790,000	790,000	4,940	4,026	- 914	-19%
Urban Residential	Greytown Urban	810,000	1,590,000	10,935	11,860	924	8%
Urban Residential	Greytown Urban	830,000	830,000	5,035	4,120	- 915	-18%
Urban Residential	Greytown Urban	870,000	2,470,000	6,320	9,172	2,851	45%
Urban Residential	Greytown Urban	900,000	900,000	3,332	3,309	- 23	-1%
Urban Residential	Greytown Urban	910,000	910,000	6,415	5,499	- 917	-14%
Urban Residential	Greytown Urban	930,000	950,000	6,463	5,593	- 870	-13%
Urban Residential	Greytown Urban	940,000	940,000	5,297	4,379	- 918	-17%
Urban Residential	Greytown Urban	950,000	1,600,000	6,511	7,123	612	9%
Urban Residential	Greytown Urban	1,040,000	1,100,000	18,700	21,482	2,782	15%
Urban Residential	Greytown Urban	1,080,000	1,080,000	2,571	2,543	- 29	-1%
Urban Residential	Greytown Urban	1,400,000	1,400,000	6,393	5,462	- 930	-15%
Urban Residential	Greytown Urban	1,550,000	1,760,000	7,137	7,211	74	1%
Urban Residential	Greytown Urban	1,600,000	18,000,000	148,181	223,604	75,423	51%
Urban Residential	Greytown Urban	1,750,000	1,750,000	7,226	6,286	- 940	-13%
Urban Residential	Greytown Urban	2,400,000	2,400,000	5,714	5,651	- 63	-1%
Urban Residential	Greytown Urban	2,750,000	2,850,000	9,552	8,822	- 730	-8%
Urban Residential	Martinborough Urban	11,000	11,000	26	26	0	-1%
Urban Residential	Martinborough Urban	56,000	56,000	133	132	- 1	-1%
Urban Residential	Martinborough Urban	75,000	75,000	179	276	98	55%
Urban Residential	Martinborough Urban	96,000	232,000	3,675	3,613	- 62	-2%
Urban Residential	Martinborough Urban	170,000	430,000	4,654	4,368	- 285	-6%
Urban Residential	Martinborough Urban	195,000	390,000	4,713	4,274	- 439	-9%
Urban Residential	Martinborough Urban	195,000	430,000	4,713	4,368	- 345	-7%
Urban Residential	Martinborough Urban	195,000	430,000	4,713	4,368	- 345	-7%
Urban Residential	Martinborough Urban	200,000	400,000	4,725	4,298	- 427	-9%
Urban Residential	Martinborough Urban	200,000	480,000	4,725	5,124	399	8%
Urban Residential	Martinborough Urban	210,000	600,000	4,749	4,769	20	0%
Urban Residential	Martinborough Urban	220,000	220,000	4,773	3,874	- 899	-19%
Urban Residential	Martinborough Urban	220,000	450,000	4,773	4,416	- 357	-7%
Urban Residential	Martinborough Urban	220,000	450,000	4,773	4,416	- 357	-7%

Urban Residential	Martinborough Urban	220,000	510,000	4,773	4,557	- 216	-5%
Urban Residential	Martinborough Urban	220,000	530,000	4,773	4,604	- 169	-4%
Urban Residential	Martinborough Urban	220,000	580,000	4,773	4,722	- 51	-1%
Urban Residential	Martinborough Urban	220,000	680,000	4,773	4,957	184	4%
Urban Residential	Martinborough Urban	220,000	700,000	12,704	16,002	3,298	26%
Urban Residential	Martinborough Urban	230,000	460,000	4,796	4,439	- 357	-7%
Urban Residential	Martinborough Urban	230,000	470,000	4,796	4,463	- 334	-7%
Urban Residential	Martinborough Urban	230,000	640,000	4,796	4,863	66	1%
Urban Residential	Martinborough Urban	240,000	445,000	4,820	4,404	- 417	-9%
Urban Residential	Martinborough Urban	240,000	485,000	4,820	4,498	- 322	-7%
Urban Residential	Martinborough Urban	240,000	510,000	4,820	4,557	- 263	-5%
Urban Residential	Martinborough Urban	240,000	530,000	4,820	4,604	- 216	-4%
Urban Residential	Martinborough Urban	240,000	640,000	4,820	4,863	43	1%
Urban Residential	Martinborough Urban	240,000	730,000	4,820	5,075	255	5%
Urban Residential	Martinborough Urban	240,000	770,000	4,541	5,169	628	14%
Urban Residential	Martinborough Urban	245,000	475,000	4,832	4,474	- 358	-7%
Urban Residential	Martinborough Urban	245,000	500,000	4,832	4,533	- 299	-6%
Urban Residential	Martinborough Urban	245,000	590,000	4,832	4,745	- 87	-2%
Urban Residential	Martinborough Urban	245,000	600,000	3,227	4,191	964	30%
Urban Residential	Martinborough Urban	245,000	620,000	4,832	4,816	- 16	0%
Urban Residential	Martinborough Urban	250,000	250,000	4,844	3,945	- 899	-19%
Urban Residential	Martinborough Urban	250,000	250,000	4,844	3,945	- 899	-19%
Urban Residential	Martinborough Urban	250,000	250,000	4,844	3,945	- 899	-19%
Urban Residential	Martinborough Urban	250,000	250,000	4,844	3,945	- 899	-19%
Urban Residential	Martinborough Urban	250,000	470,000	4,844	4,463	- 381	-8%
Urban Residential	Martinborough Urban	255,000	255,000	3,251	3,378	127	4%
Urban Residential	Martinborough Urban	255,000	255,000	3,251	3,378	127	4%
Urban Residential	Martinborough Urban	255,000	255,000	3,251	3,378	127	4%
Urban Residential	Martinborough Urban	255,000	450,000	4,856	4,416	- 440	-9%
Urban Residential	Martinborough Urban	255,000	470,000	4,856	4,463	- 393	-8%
Urban Residential	Martinborough Urban	255,000	475,000	4,856	4,474	- 382	-8%
Urban Residential	Martinborough Urban	255,000	490,000	4,856	4,510	- 346	-7%
Urban Residential	Martinborough Urban	255,000	495,000	4,856	4,521	- 334	-7%
Urban Residential	Martinborough Urban	255,000	510,000	4,856	4,557	- 299	-6%
Urban Residential	Martinborough Urban	255,000	510,000	4,856	4,557	- 299	-6%
Urban Residential	Martinborough Urban	255,000	510,000	4,856	4,557	- 299	-6%
Urban Residential	Martinborough Urban	255,000	520,000	4,856	4,580	- 276	-6%
Urban Residential	Martinborough Urban	255,000	530,000	4,856	4,604	- 252	-5%
Urban Residential	Martinborough Urban	255,000	550,000	4,856	4,651	- 205	-4%
Urban Residential	Martinborough Urban	255,000	550,000	4,856	4,651	- 205	-4%
Urban Residential	Martinborough Urban	255,000	560,000	4,856	4,675	- 181	-4%
Urban Residential	Martinborough Urban	255,000	570,000	4,856	4,698	- 158	-3%
Urban Residential	Martinborough Urban	255,000	580,000	4,856	4,722	- 134	-3%
Urban Residential	Martinborough Urban	255,000	580,000	4,856	4,722	- 134	-3%
Urban Residential	Martinborough Urban	255,000	580,000	4,856	4,722	- 134	-3%
Urban Residential	Martinborough Urban	255,000	590,000	4,856	4,745	- 111	-2%
Urban Residential	Martinborough Urban	255,000	600,000	4,856	4,769	- 87	-2%
Urban Residential	Martinborough Urban	255,000	610,000	4,856	4,792	- 64	-1%
Urban Residential	Martinborough Urban	255,000	610,000	4,856	4,792	- 64	-1%
Urban Residential	Martinborough Urban	255,000	620,000	4,856	4,816	- 40	-1%
Urban Residential	Martinborough Urban	255,000	630,000	4,856	4,839	- 17	0%
Urban Residential	Martinborough Urban	255,000	640,000	4,856	4,863	7	0%
Urban Residential	Martinborough Urban	255,000	650,000	4,856	4,886	30	1%
Urban Residential	Martinborough Urban	255,000	660,000	4,856	4,910	54	1%
Urban Residential	Martinborough Urban	255,000	670,000	4,856	4,933	78	2%
Urban Residential	Martinborough Urban	255,000	670,000	4,856	4,933	78	2%
Urban Residential	Martinborough Urban	255,000	670,000	4,856	4,933	78	2%
Urban Residential	Martinborough Urban	255,000	670,000	4,856	4,933	78	2%
Urban Residential	Martinborough Urban	255,000	680,000	4,856	4,957	101	2%
Urban Residential	Martinborough Urban	255,000	680,000	4,856	4,957	101	2%
Urban Residential	Martinborough Urban	255,000	690,000	4,856	4,981	125	3%
Urban Residential	Martinborough Urban	255,000	690,000	4,856	4,981	125	3%
Urban Residential	Martinborough Urban	255,000	700,000	4,856	5,004	148	3%
Urban Residential	Martinborough Urban	255,000	700,000	4,856	5,004	148	3%
Urban Residential	Martinborough Urban	255,000	710,000	4,856	5,028	172	4%
Urban Residential	Martinborough Urban	255,000	720,000	4,856	5,051	195	4%
Urban Residential	Martinborough Urban	255,000	730,000	4,856	5,075	219	5%
Urban Residential	Martinborough Urban	255,000	730,000	4,856	5,075	219	5%
Urban Residential	Martinborough Urban	255,000	730,000	4,856	5,075	219	5%
Urban Residential	Martinborough Urban	255,000	730,000	4,856	5,075	219	5%
Urban Residential	Martinborough Urban	255,000	750,000	4,856	5,122	266	5%
Urban Residential	Martinborough Urban	255,000	750,000	4,856	5,122	266	5%
Urban Residential	Martinborough Urban	255,000	750,000	4,856	5,122	266	5%
Urban Residential	Martinborough Urban	255,000	750,000	4,856	5,122	266	5%
Urban Residential	Martinborough Urban	255,000	760,000	4,856	5,145	289	6%
Urban Residential	Martinborough Urban	260,000	260,000	619	612	- 7	-1%
Urban Residential	Martinborough Urban	260,000	260,000	4,868	3,968	- 900	-18%
Urban Residential	Martinborough Urban	260,000	260,000	4,868	3,968	- 900	-18%
Urban Residential	Martinborough Urban	260,000	260,000	3,678	2,778	- 900	-24%
Urban Residential	Martinborough Urban	260,000	260,000	4,868	3,968	- 900	-18%
Urban Residential	Martinborough Urban	260,000	260,000	4,868	3,968	- 900	-18%
Urban Residential	Martinborough Urban	260,000	270,000	4,868	3,992	- 876	-18%





Urban Residential	Martinborough Urban	265,000	690,000	4,880	4,981	101	2%
Urban Residential	Martinborough Urban	265,000	700,000	4,880	5,004	124	3%
Urban Residential	Martinborough Urban	265,000	710,000	4,880	5,028	148	3%
Urban Residential	Martinborough Urban	265,000	720,000	4,880	5,051	171	4%
Urban Residential	Martinborough Urban	265,000	720,000	4,880	5,051	171	4%
Urban Residential	Martinborough Urban	265,000	730,000	4,880	5,075	195	4%
Urban Residential	Martinborough Urban	265,000	730,000	4,880	5,075	195	4%
Urban Residential	Martinborough Urban	265,000	750,000	4,880	5,122	242	5%
Urban Residential	Martinborough Urban	265,000	760,000	4,880	5,145	266	5%
Urban Residential	Martinborough Urban	265,000	760,000	4,880	5,145	266	5%
Urban Residential	Martinborough Urban	265,000	760,000	4,880	5,145	266	5%
Urban Residential	Martinborough Urban	265,000	770,000	4,880	5,169	289	6%
Urban Residential	Martinborough Urban	265,000	780,000	4,880	5,192	313	6%
Urban Residential	Martinborough Urban	265,000	780,000	4,880	5,192	313	6%
Urban Residential	Martinborough Urban	265,000	810,000	4,880	5,263	383	8%
Urban Residential	Martinborough Urban	265,000	820,000	4,880	5,287	407	8%
Urban Residential	Martinborough Urban	265,000	830,000	4,880	5,310	430	9%
Urban Residential	Martinborough Urban	265,000	840,000	4,880	5,334	454	9%
Urban Residential	Martinborough Urban	265,000	850,000	4,880	5,357	478	10%
Urban Residential	Martinborough Urban	265,000	870,000	4,880	5,404	525	11%
Urban Residential	Martinborough Urban	266,000	558,000	4,882	4,670	-212	-4%
Urban Residential	Martinborough Urban	270,000	270,000	4,892	3,992	-900	-18%
Urban Residential	Martinborough Urban	270,000	270,000	4,892	3,992	-900	-18%
Urban Residential	Martinborough Urban	270,000	270,000	4,892	3,992	-900	-18%
Urban Residential	Martinborough Urban	270,000	270,000	4,892	3,992	-900	-18%
Urban Residential	Martinborough Urban	270,000	270,000	4,892	3,992	-900	-18%
Urban Residential	Martinborough Urban	270,000	270,000	4,892	3,992	-900	-18%
Urban Residential	Martinborough Urban	270,000	275,000	3,287	3,425	139	4%
Urban Residential	Martinborough Urban	270,000	300,000	4,422	4,620	199	4%
Urban Residential	Martinborough Urban	270,000	425,000	4,892	4,357	-535	-11%
Urban Residential	Martinborough Urban	270,000	520,000	4,892	4,580	-311	-6%
Urban Residential	Martinborough Urban	270,000	530,000	4,892	4,604	-288	-6%
Urban Residential	Martinborough Urban	270,000	540,000	4,892	4,627	-264	-5%
Urban Residential	Martinborough Urban	270,000	550,000	4,892	4,651	-241	-5%
Urban Residential	Martinborough Urban	270,000	550,000	4,892	4,651	-241	-5%
Urban Residential	Martinborough Urban	270,000	570,000	4,892	4,698	-194	-4%
Urban Residential	Martinborough Urban	270,000	650,000	4,892	4,886	-5	0%
Urban Residential	Martinborough Urban	270,000	650,000	4,892	4,886	-5	0%
Urban Residential	Martinborough Urban	270,000	660,000	4,892	4,910	18	0%
Urban Residential	Martinborough Urban	270,000	670,000	4,892	4,933	42	1%
Urban Residential	Martinborough Urban	270,000	680,000	4,892	4,957	65	1%
Urban Residential	Martinborough Urban	270,000	760,000	4,892	5,145	254	5%
Urban Residential	Martinborough Urban	270,000	770,000	4,892	5,169	277	6%
Urban Residential	Martinborough Urban	270,000	770,000	4,892	5,169	277	6%
Urban Residential	Martinborough Urban	270,000	820,000	4,892	5,287	395	8%
Urban Residential	Martinborough Urban	270,000	840,000	4,892	5,334	442	9%
Urban Residential	Martinborough Urban	275,000	305,000	3,299	3,496	198	6%
Urban Residential	Martinborough Urban	275,000	475,000	4,904	4,474	-429	-9%
Urban Residential	Martinborough Urban	275,000	650,000	4,904	4,886	-17	0%
Urban Residential	Martinborough Urban	275,000	660,000	4,904	4,910	6	0%
Urban Residential	Martinborough Urban	275,000	780,000	4,904	5,192	289	6%
Urban Residential	Martinborough Urban	280,000	280,000	4,915	4,015	-900	-18%
Urban Residential	Martinborough Urban	280,000	280,000	3,310	3,437	127	4%
Urban Residential	Martinborough Urban	280,000	280,000	3,726	2,825	-901	-24%
Urban Residential	Martinborough Urban	280,000	280,000	4,915	4,015	-900	-18%
Urban Residential	Martinborough Urban	280,000	280,000	4,915	4,015	-900	-18%
Urban Residential	Martinborough Urban	280,000	280,000	4,915	4,015	-900	-18%
Urban Residential	Martinborough Urban	280,000	280,000	4,915	4,015	-900	-18%
Urban Residential	Martinborough Urban	280,000	290,000	4,915	4,039	-877	-18%
Urban Residential	Martinborough Urban	280,000	325,000	3,226	2,812	-414	-13%
Urban Residential	Martinborough Urban	280,000	475,000	4,915	4,474	-441	-9%
Urban Residential	Martinborough Urban	280,000	475,000	4,915	4,474	-441	-9%
Urban Residential	Martinborough Urban	280,000	500,000	4,915	4,533	-382	-8%
Urban Residential	Martinborough Urban	280,000	510,000	4,915	4,557	-359	-7%
Urban Residential	Martinborough Urban	280,000	520,000	4,915	4,580	-335	-7%
Urban Residential	Martinborough Urban	280,000	530,000	4,915	4,604	-312	-6%
Urban Residential	Martinborough Urban	280,000	550,000	4,915	4,651	-265	-5%
Urban Residential	Martinborough Urban	280,000	550,000	4,915	4,651	-265	-5%
Urban Residential	Martinborough Urban	280,000	550,000	4,915	4,651	-265	-5%
Urban Residential	Martinborough Urban	280,000	560,000	4,915	4,675	-241	-5%
Urban Residential	Martinborough Urban	280,000	560,000	4,915	4,675	-241	-5%
Urban Residential	Martinborough Urban	280,000	570,000	4,915	4,698	-217	-4%
Urban Residential	Martinborough Urban	280,000	580,000	4,915	4,722	-194	-4%
Urban Residential	Martinborough Urban	280,000	580,000	4,915	4,722	-194	-4%
Urban Residential	Martinborough Urban	280,000	580,000	4,915	4,722	-194	-4%
Urban Residential	Martinborough Urban	280,000	590,000	4,915	4,745	-170	-3%
Urban Residential	Martinborough Urban	280,000	590,000	4,915	4,745	-170	-3%
Urban Residential	Martinborough Urban	280,000	600,000	4,915	4,769	-147	-3%
Urban Residential	Martinborough Urban	280,000	610,000	4,915	4,792	-123	-3%
Urban Residential	Martinborough Urban	280,000	610,000	4,915	4,792	-123	-3%
Urban Residential	Martinborough Urban	280,000	610,000	4,915	4,792	-123	-3%
Urban Residential	Martinborough Urban	280,000	620,000	4,915	4,816	-100	-2%
Urban Residential	Martinborough Urban	280,000	630,000	4,915	4,839	-76	-2%







Urban Residential	Martinborough Urban	300,000	760,000	4,963	5,145	182	4%
Urban Residential	Martinborough Urban	300,000	760,000	4,963	5,145	182	4%
Urban Residential	Martinborough Urban	300,000	770,000	4,963	5,169	206	4%
Urban Residential	Martinborough Urban	300,000	780,000	4,963	5,192	229	5%
Urban Residential	Martinborough Urban	300,000	790,000	5,228	5,614	386	7%
Urban Residential	Martinborough Urban	300,000	810,000	4,963	5,263	300	6%
Urban Residential	Martinborough Urban	300,000	820,000	4,963	5,287	324	7%
Urban Residential	Martinborough Urban	300,000	830,000	4,963	5,310	347	7%
Urban Residential	Martinborough Urban	300,000	840,000	4,963	5,334	371	7%
Urban Residential	Martinborough Urban	300,000	840,000	4,963	5,334	371	7%
Urban Residential	Martinborough Urban	300,000	840,000	4,963	5,334	371	7%
Urban Residential	Martinborough Urban	300,000	950,000	4,963	5,593	630	13%
Urban Residential	Martinborough Urban	300,000	1,190,000	6,098	7,294	1,196	20%
Urban Residential	Martinborough Urban	305,000	306,000	3,785	2,886	- 899	-24%
Urban Residential	Martinborough Urban	305,000	320,000	726	753	27	4%
Urban Residential	Martinborough Urban	305,000	540,000	4,975	4,627	- 348	-7%
Urban Residential	Martinborough Urban	305,000	560,000	4,975	4,675	- 300	-6%
Urban Residential	Martinborough Urban	305,000	580,000	4,975	4,722	- 253	-5%
Urban Residential	Martinborough Urban	305,000	590,000	4,975	4,745	- 230	-5%
Urban Residential	Martinborough Urban	305,000	590,000	4,975	4,745	- 230	-5%
Urban Residential	Martinborough Urban	305,000	600,000	4,975	4,769	- 206	-4%
Urban Residential	Martinborough Urban	305,000	610,000	4,975	4,792	- 183	-4%
Urban Residential	Martinborough Urban	305,000	670,000	4,975	4,933	- 42	-1%
Urban Residential	Martinborough Urban	305,000	720,000	4,975	5,051	76	2%
Urban Residential	Martinborough Urban	305,000	730,000	4,975	5,075	100	2%
Urban Residential	Martinborough Urban	305,000	740,000	4,975	5,098	123	2%
Urban Residential	Martinborough Urban	305,000	750,000	4,975	5,122	147	3%
Urban Residential	Martinborough Urban	305,000	770,000	4,975	5,169	194	4%
Urban Residential	Martinborough Urban	305,000	770,000	4,975	5,169	194	4%
Urban Residential	Martinborough Urban	305,000	810,000	4,975	5,263	288	6%
Urban Residential	Martinborough Urban	305,000	820,000	4,975	5,287	312	6%
Urban Residential	Martinborough Urban	305,000	850,000	4,975	5,357	382	8%
Urban Residential	Martinborough Urban	305,000	1,000,000	3,970	5,132	1,162	29%
Urban Residential	Martinborough Urban	310,000	310,000	4,987	4,086	- 901	-18%
Urban Residential	Martinborough Urban	310,000	310,000	4,987	4,086	- 901	-18%
Urban Residential	Martinborough Urban	315,000	315,000	3,809	2,908	- 902	-24%
Urban Residential	Martinborough Urban	315,000	325,000	4,999	4,121	- 878	-18%
Urban Residential	Martinborough Urban	315,000	370,000	4,999	4,227	- 772	-15%
Urban Residential	Martinborough Urban	315,000	420,000	4,999	4,345	- 654	-13%
Urban Residential	Martinborough Urban	315,000	460,000	4,999	4,439	- 560	-11%
Urban Residential	Martinborough Urban	315,000	480,000	4,999	4,486	- 513	-10%
Urban Residential	Martinborough Urban	315,000	495,000	4,999	4,521	- 477	-10%
Urban Residential	Martinborough Urban	315,000	500,000	4,999	4,533	- 466	-9%
Urban Residential	Martinborough Urban	315,000	510,000	4,999	4,557	- 442	-9%
Urban Residential	Martinborough Urban	315,000	520,000	4,999	4,580	- 418	-8%
Urban Residential	Martinborough Urban	315,000	520,000	4,999	4,580	- 418	-8%
Urban Residential	Martinborough Urban	315,000	540,000	4,999	4,627	- 371	-7%
Urban Residential	Martinborough Urban	315,000	540,000	4,999	4,627	- 371	-7%
Urban Residential	Martinborough Urban	315,000	540,000	4,999	4,627	- 371	-7%
Urban Residential	Martinborough Urban	315,000	550,000	4,999	4,651	- 348	-7%
Urban Residential	Martinborough Urban	315,000	550,000	4,999	4,651	- 348	-7%
Urban Residential	Martinborough Urban	315,000	560,000	4,999	4,675	- 324	-6%
Urban Residential	Martinborough Urban	315,000	560,000	4,999	4,675	- 324	-6%
Urban Residential	Martinborough Urban	315,000	560,000	4,999	4,675	- 324	-6%
Urban Residential	Martinborough Urban	315,000	560,000	4,999	4,675	- 324	-6%
Urban Residential	Martinborough Urban	315,000	570,000	4,999	4,698	- 301	-6%
Urban Residential	Martinborough Urban	315,000	580,000	4,999	4,722	- 277	-6%
Urban Residential	Martinborough Urban	315,000	590,000	4,999	4,745	- 254	-5%
Urban Residential	Martinborough Urban	315,000	590,000	4,999	4,745	- 254	-5%
Urban Residential	Martinborough Urban	315,000	600,000	4,999	4,769	- 230	-5%
Urban Residential	Martinborough Urban	315,000	600,000	4,999	4,769	- 230	-5%
Urban Residential	Martinborough Urban	315,000	600,000	4,999	4,769	- 230	-5%
Urban Residential	Martinborough Urban	315,000	600,000	4,999	4,769	- 230	-5%
Urban Residential	Martinborough Urban	315,000	610,000	4,999	4,792	- 207	-4%
Urban Residential	Martinborough Urban	315,000	610,000	4,999	4,792	- 207	-4%
Urban Residential	Martinborough Urban	315,000	610,000	4,999	4,792	- 207	-4%
Urban Residential	Martinborough Urban	315,000	620,000	4,999	4,816	- 183	-4%
Urban Residential	Martinborough Urban	315,000	630,000	4,999	4,839	- 159	-3%
Urban Residential	Martinborough Urban	315,000	630,000	4,999	4,839	- 159	-3%
Urban Residential	Martinborough Urban	315,000	640,000	4,999	4,863	- 136	-3%
Urban Residential	Martinborough Urban	315,000	650,000	4,999	4,886	- 112	-2%
Urban Residential	Martinborough Urban	315,000	650,000	4,999	4,886	- 112	-2%
Urban Residential	Martinborough Urban	315,000	650,000	4,999	4,886	- 112	-2%
Urban Residential	Martinborough Urban	315,000	660,000	4,999	4,910	- 89	-2%
Urban Residential	Martinborough Urban	315,000	660,000	4,999	4,910	- 89	-2%
Urban Residential	Martinborough Urban	315,000	670,000	4,999	4,933	- 65	-1%
Urban Residential	Martinborough Urban	315,000	680,000	4,999	4,957	- 42	-1%
Urban Residential	Martinborough Urban	315,000	680,000	4,999	4,957	- 42	-1%
Urban Residential	Martinborough Urban	315,000	690,000	4,999	4,981	- 18	0%
Urban Residential	Martinborough Urban	315,000	700,000	4,999	5,004	5	0%
Urban Residential	Martinborough Urban	315,000	710,000	4,999	5,028	29	1%







Urban Residential	Martinborough Urban	325,000	750,000	5,023	5,122	99	2%
Urban Residential	Martinborough Urban	325,000	750,000	5,023	5,122	99	2%
Urban Residential	Martinborough Urban	325,000	760,000	5,023	5,145	123	2%
Urban Residential	Martinborough Urban	325,000	760,000	5,023	5,145	123	2%
Urban Residential	Martinborough Urban	325,000	760,000	7,402	8,681	1,280	17%
Urban Residential	Martinborough Urban	325,000	770,000	5,023	5,169	146	3%
Urban Residential	Martinborough Urban	325,000	770,000	5,023	5,169	146	3%
Urban Residential	Martinborough Urban	325,000	780,000	5,023	5,192	170	3%
Urban Residential	Martinborough Urban	325,000	790,000	5,023	5,216	193	4%
Urban Residential	Martinborough Urban	325,000	810,000	5,023	5,263	241	5%
Urban Residential	Martinborough Urban	325,000	810,000	5,023	5,263	241	5%
Urban Residential	Martinborough Urban	325,000	810,000	5,023	5,263	241	5%
Urban Residential	Martinborough Urban	325,000	820,000	5,023	5,287	264	5%
Urban Residential	Martinborough Urban	325,000	820,000	5,023	5,287	264	5%
Urban Residential	Martinborough Urban	325,000	840,000	5,023	5,334	311	6%
Urban Residential	Martinborough Urban	325,000	850,000	7,666	8,713	1,047	14%
Urban Residential	Martinborough Urban	325,000	850,000	5,023	5,357	335	7%
Urban Residential	Martinborough Urban	325,000	850,000	5,023	5,357	335	7%
Urban Residential	Martinborough Urban	325,000	900,000	5,023	5,475	452	9%
Urban Residential	Martinborough Urban	325,000	910,000	5,023	6,077	1,054	21%
Urban Residential	Martinborough Urban	325,000	910,000	5,023	5,499	476	9%
Urban Residential	Martinborough Urban	325,000	910,000	5,023	5,499	476	9%
Urban Residential	Martinborough Urban	325,000	920,000	5,023	5,522	499	10%
Urban Residential	Martinborough Urban	325,000	940,000	5,023	5,569	547	11%
Urban Residential	Martinborough Urban	325,000	960,000	5,023	5,616	594	12%
Urban Residential	Martinborough Urban	325,000	970,000	5,023	5,640	617	12%
Urban Residential	Martinborough Urban	325,000	970,000	5,023	5,640	617	12%
Urban Residential	Martinborough Urban	330,000	740,000	5,035	5,098	64	1%
Urban Residential	Martinborough Urban	335,000	335,000	3,441	3,567	125	4%
Urban Residential	Martinborough Urban	335,000	540,000	5,046	4,627	- 419	-8%
Urban Residential	Martinborough Urban	335,000	550,000	5,046	4,651	- 395	-8%
Urban Residential	Martinborough Urban	335,000	630,000	5,046	4,839	- 207	-4%
Urban Residential	Martinborough Urban	335,000	630,000	5,046	4,839	- 207	-4%
Urban Residential	Martinborough Urban	335,000	640,000	5,046	4,863	- 184	-4%
Urban Residential	Martinborough Urban	335,000	640,000	5,046	4,863	- 184	-4%
Urban Residential	Martinborough Urban	335,000	670,000	5,046	4,933	- 113	-2%
Urban Residential	Martinborough Urban	335,000	750,000	5,046	5,122	75	1%
Urban Residential	Martinborough Urban	335,000	780,000	5,046	5,192	146	3%
Urban Residential	Martinborough Urban	335,000	870,000	5,046	5,404	358	7%
Urban Residential	Martinborough Urban	340,000	340,000	810	801	- 9	-1%
Urban Residential	Martinborough Urban	340,000	341,000	2,567	2,561	- 6	0%
Urban Residential	Martinborough Urban	340,000	345,000	3,453	3,590	137	4%
Urban Residential	Martinborough Urban	340,000	355,000	5,058	4,192	- 866	-17%
Urban Residential	Martinborough Urban	340,000	450,000	2,053	2,304	250	12%
Urban Residential	Martinborough Urban	340,000	460,000	5,058	4,439	- 619	-12%
Urban Residential	Martinborough Urban	340,000	480,000	5,058	4,486	- 572	-11%
Urban Residential	Martinborough Urban	340,000	480,000	5,058	4,486	- 572	-11%
Urban Residential	Martinborough Urban	340,000	510,000	5,058	4,557	- 502	-10%
Urban Residential	Martinborough Urban	340,000	520,000	5,058	4,580	- 478	-9%
Urban Residential	Martinborough Urban	340,000	540,000	5,058	4,627	- 431	-9%
Urban Residential	Martinborough Urban	340,000	550,000	5,058	4,651	- 407	-8%
Urban Residential	Martinborough Urban	340,000	550,000	5,058	4,651	- 407	-8%
Urban Residential	Martinborough Urban	340,000	550,000	5,058	4,651	- 407	-8%
Urban Residential	Martinborough Urban	340,000	560,000	5,058	4,675	- 384	-8%
Urban Residential	Martinborough Urban	340,000	560,000	3,453	4,097	643	19%
Urban Residential	Martinborough Urban	340,000	560,000	5,058	4,675	- 384	-8%
Urban Residential	Martinborough Urban	340,000	570,000	5,058	4,698	- 360	-7%
Urban Residential	Martinborough Urban	340,000	580,000	5,058	4,722	- 337	-7%
Urban Residential	Martinborough Urban	340,000	590,000	5,323	5,143	- 180	-3%
Urban Residential	Martinborough Urban	340,000	590,000	6,193	6,459	266	4%
Urban Residential	Martinborough Urban	340,000	590,000	5,058	4,745	- 313	-6%
Urban Residential	Martinborough Urban	340,000	600,000	5,058	4,769	- 290	-6%
Urban Residential	Martinborough Urban	340,000	600,000	5,058	4,769	- 290	-6%
Urban Residential	Martinborough Urban	340,000	610,000	5,058	4,792	- 266	-5%
Urban Residential	Martinborough Urban	340,000	630,000	5,058	4,839	- 219	-4%
Urban Residential	Martinborough Urban	340,000	640,000	5,058	4,863	- 195	-4%
Urban Residential	Martinborough Urban	340,000	660,000	5,058	4,910	- 148	-3%
Urban Residential	Martinborough Urban	340,000	670,000	5,058	4,933	- 125	-2%
Urban Residential	Martinborough Urban	340,000	670,000	5,058	4,933	- 125	-2%
Urban Residential	Martinborough Urban	340,000	690,000	5,058	4,981	- 78	-2%
Urban Residential	Martinborough Urban	340,000	700,000	7,437	7,384	- 53	-1%
Urban Residential	Martinborough Urban	340,000	700,000	5,058	5,004	- 54	-1%
Urban Residential	Martinborough Urban	340,000	710,000	5,058	5,028	- 31	-1%
Urban Residential	Martinborough Urban	340,000	720,000	5,058	5,051	- 7	0%
Urban Residential	Martinborough Urban	340,000	720,000	5,058	5,051	- 7	0%
Urban Residential	Martinborough Urban	340,000	780,000	5,058	5,192	134	3%
Urban Residential	Martinborough Urban	340,000	790,000	5,058	5,216	158	3%
Urban Residential	Martinborough Urban	340,000	810,000	5,058	5,841	783	15%
Urban Residential	Martinborough Urban	340,000	820,000	5,058	5,287	228	5%
Urban Residential	Martinborough Urban	340,000	830,000	5,058	5,310	252	5%
Urban Residential	Martinborough Urban	340,000	830,000	6,193	7,549	1,355	22%
Urban Residential	Martinborough Urban	340,000	880,000	5,058	5,428	370	7%
Urban Residential	Martinborough Urban	340,000	910,000	5,058	5,499	440	9%



Urban Residential	Martinborough Urban	350,000	970,000	5,082	5,640	558	11%
Urban Residential	Martinborough Urban	350,000	1,160,000	13,014	16,155	3,142	24%
Urban Residential	Martinborough Urban	354,000	689,000	5,092	4,978	-113	-2%
Urban Residential	Martinborough Urban	360,000	360,000	2,311	2,436	124	5%
Urban Residential	Martinborough Urban	360,000	360,000	2,311	2,436	124	5%
Urban Residential	Martinborough Urban	360,000	490,000	5,106	4,510	-596	-12%
Urban Residential	Martinborough Urban	360,000	510,000	5,106	4,557	-549	-11%
Urban Residential	Martinborough Urban	360,000	520,000	5,106	5,158	52	1%
Urban Residential	Martinborough Urban	360,000	520,000	5,106	4,580	-526	-10%
Urban Residential	Martinborough Urban	360,000	530,000	5,106	4,604	-502	-10%
Urban Residential	Martinborough Urban	360,000	540,000	5,106	4,627	-479	-9%
Urban Residential	Martinborough Urban	360,000	540,000	5,106	4,627	-479	-9%
Urban Residential	Martinborough Urban	360,000	550,000	5,106	4,651	-455	-9%
Urban Residential	Martinborough Urban	360,000	550,000	5,106	4,651	-455	-9%
Urban Residential	Martinborough Urban	360,000	570,000	5,106	4,698	-408	-8%
Urban Residential	Martinborough Urban	360,000	570,000	5,106	4,698	-408	-8%
Urban Residential	Martinborough Urban	360,000	580,000	5,106	4,722	-384	-8%
Urban Residential	Martinborough Urban	360,000	580,000	5,106	4,722	-384	-8%
Urban Residential	Martinborough Urban	360,000	580,000	5,106	5,300	194	4%
Urban Residential	Martinborough Urban	360,000	590,000	5,106	4,745	-361	-7%
Urban Residential	Martinborough Urban	360,000	600,000	5,106	4,769	-337	-7%
Urban Residential	Martinborough Urban	360,000	610,000	5,106	4,792	-314	-6%
Urban Residential	Martinborough Urban	360,000	640,000	5,106	4,863	-243	-5%
Urban Residential	Martinborough Urban	360,000	650,000	5,106	4,886	-220	-4%
Urban Residential	Martinborough Urban	360,000	660,000	5,106	4,910	-196	-4%
Urban Residential	Martinborough Urban	360,000	730,000	5,106	5,075	-31	-1%
Urban Residential	Martinborough Urban	360,000	750,000	5,106	5,122	16	0%
Urban Residential	Martinborough Urban	360,000	750,000	5,106	5,122	16	0%
Urban Residential	Martinborough Urban	360,000	760,000	7,485	8,103	618	8%
Urban Residential	Martinborough Urban	360,000	760,000	5,106	5,145	39	1%
Urban Residential	Martinborough Urban	360,000	790,000	5,106	5,794	688	13%
Urban Residential	Martinborough Urban	360,000	850,000	5,106	5,357	251	5%
Urban Residential	Martinborough Urban	360,000	890,000	5,106	5,451	346	7%
Urban Residential	Martinborough Urban	360,000	950,000	5,106	5,593	487	10%
Urban Residential	Martinborough Urban	365,000	630,000	5,118	4,839	-279	-5%
Urban Residential	Martinborough Urban	370,000	370,000	5,130	4,227	-903	-18%
Urban Residential	Martinborough Urban	370,000	610,000	5,130	4,792	-338	-7%
Urban Residential	Martinborough Urban	370,000	810,000	5,130	5,263	133	3%
Urban Residential	Martinborough Urban	370,000	880,000	5,130	5,428	298	6%
Urban Residential	Martinborough Urban	370,000	1,130,000	5,130	6,017	887	17%
Urban Residential	Martinborough Urban	375,000	560,000	5,142	4,675	-467	-9%
Urban Residential	Martinborough Urban	375,000	570,000	5,142	4,698	-444	-9%
Urban Residential	Martinborough Urban	375,000	570,000	5,142	4,698	-444	-9%
Urban Residential	Martinborough Urban	375,000	570,000	5,142	4,698	-444	-9%
Urban Residential	Martinborough Urban	375,000	590,000	5,142	4,745	-397	-8%
Urban Residential	Martinborough Urban	375,000	610,000	5,142	4,792	-349	-7%
Urban Residential	Martinborough Urban	375,000	630,000	5,142	4,839	-302	-6%
Urban Residential	Martinborough Urban	375,000	640,000	5,142	4,863	-279	-5%
Urban Residential	Martinborough Urban	375,000	700,000	5,142	5,004	-138	-3%
Urban Residential	Martinborough Urban	375,000	710,000	5,142	5,028	-114	-2%
Urban Residential	Martinborough Urban	375,000	830,000	6,277	6,446	169	3%
Urban Residential	Martinborough Urban	375,000	900,000	5,142	5,475	333	6%
Urban Residential	Martinborough Urban	375,000	1,060,000	10,585	13,432	2,846	27%
Urban Residential	Martinborough Urban	380,000	690,000	5,154	4,981	-173	-3%
Urban Residential	Martinborough Urban	385,000	550,000	5,165	4,651	-515	-10%
Urban Residential	Martinborough Urban	385,000	590,000	5,165	4,745	-420	-8%
Urban Residential	Martinborough Urban	385,000	640,000	5,165	4,863	-303	-6%
Urban Residential	Martinborough Urban	385,000	640,000	5,165	4,863	-303	-6%
Urban Residential	Martinborough Urban	385,000	680,000	5,165	4,957	-208	-4%
Urban Residential	Martinborough Urban	385,000	720,000	5,165	5,051	-114	-2%
Urban Residential	Martinborough Urban	385,000	830,000	5,165	5,310	145	3%
Urban Residential	Martinborough Urban	385,000	830,000	5,165	5,310	145	3%
Urban Residential	Martinborough Urban	385,000	850,000	5,165	5,357	192	4%
Urban Residential	Martinborough Urban	385,000	1,000,000	5,165	5,710	545	11%
Urban Residential	Martinborough Urban	385,000	1,040,000	5,165	5,805	639	12%
Urban Residential	Martinborough Urban	385,000	1,060,000	5,165	5,852	686	13%
Urban Residential	Martinborough Urban	385,000	1,060,000	5,165	5,852	686	13%
Urban Residential	Martinborough Urban	385,000	1,080,000	5,165	5,899	733	14%
Urban Residential	Martinborough Urban	390,000	590,000	5,177	4,745	-432	-8%
Urban Residential	Martinborough Urban	395,000	610,000	5,189	4,792	-397	-8%
Urban Residential	Martinborough Urban	395,000	610,000	5,189	4,792	-397	-8%
Urban Residential	Martinborough Urban	395,000	670,000	5,189	4,933	-256	-5%
Urban Residential	Martinborough Urban	395,000	720,000	5,189	5,051	-138	-3%
Urban Residential	Martinborough Urban	395,000	750,000	5,189	5,122	-67	-1%
Urban Residential	Martinborough Urban	395,000	830,000	5,189	5,310	121	2%
Urban Residential	Martinborough Urban	395,000	990,000	5,189	5,687	498	10%
Urban Residential	Martinborough Urban	400,000	570,000	5,201	4,698	-503	-10%
Urban Residential	Martinborough Urban	400,000	840,000	5,201	5,334	133	3%
Urban Residential	Martinborough Urban	405,000	720,000	5,213	5,051	-162	-3%
Urban Residential	Martinborough Urban	405,000	730,000	5,213	5,075	-138	-3%
Urban Residential	Martinborough Urban	405,000	830,000	5,213	5,310	97	2%
Urban Residential	Martinborough Urban	405,000	950,000	5,213	5,593	380	7%
Urban Residential	Martinborough Urban	405,000	1,000,000	5,213	5,710	497	10%



Urban Residential	Martinborough Urban	405,000	1,040,000	5,213	5,805	592	11%
Urban Residential	Martinborough Urban	405,000	1,050,000	5,213	5,828	615	12%
Urban Residential	Martinborough Urban	405,000	1,070,000	5,213	5,875	662	13%
Urban Residential	Martinborough Urban	410,000	1,000,000	5,225	5,710	485	9%
Urban Residential	Martinborough Urban	420,000	421,000	2,135	2,127	8	0%
Urban Residential	Martinborough Urban	420,000	520,000	5,249	4,580	-668	-13%
Urban Residential	Martinborough Urban	420,000	620,000	5,249	4,816	-433	-8%
Urban Residential	Martinborough Urban	420,000	640,000	5,249	4,863	-386	-7%
Urban Residential	Martinborough Urban	420,000	740,000	5,249	5,098	-150	-3%
Urban Residential	Martinborough Urban	420,000	870,000	5,249	5,404	156	3%
Urban Residential	Martinborough Urban	420,000	910,000	5,249	5,499	250	5%
Urban Residential	Martinborough Urban	430,000	475,000	4,651	3,852	-798	-17%
Urban Residential	Martinborough Urban	430,000	540,000	4,705	4,059	-646	-14%
Urban Residential	Martinborough Urban	430,000	630,000	5,273	4,839	-433	-8%
Urban Residential	Martinborough Urban	430,000	810,000	5,273	5,263	-9	0%
Urban Residential	Martinborough Urban	430,000	840,000	5,273	5,334	61	1%
Urban Residential	Martinborough Urban	430,000	950,000	5,273	5,593	320	6%
Urban Residential	Martinborough Urban	440,000	1,150,000	5,296	6,064	767	14%
Urban Residential	Martinborough Urban	445,000	530,000	5,308	4,604	-704	-13%
Urban Residential	Martinborough Urban	445,000	570,000	5,308	4,698	-610	-11%
Urban Residential	Martinborough Urban	445,000	760,000	5,308	5,145	-163	-3%
Urban Residential	Martinborough Urban	445,000	830,000	5,308	5,310	2	0%
Urban Residential	Martinborough Urban	445,000	910,000	5,308	5,499	190	4%
Urban Residential	Martinborough Urban	445,000	910,000	5,308	5,499	190	4%
Urban Residential	Martinborough Urban	445,000	940,000	7,952	8,925	973	12%
Urban Residential	Martinborough Urban	445,000	950,000	5,308	5,593	284	5%
Urban Residential	Martinborough Urban	445,000	1,000,000	5,308	5,710	402	8%
Urban Residential	Martinborough Urban	445,000	1,060,000	5,308	5,852	543	10%
Urban Residential	Martinborough Urban	445,000	1,090,000	5,308	6,500	1,192	22%
Urban Residential	Martinborough Urban	455,000	780,000	5,332	5,192	-140	-3%
Urban Residential	Martinborough Urban	455,000	790,000	5,332	5,216	-116	-2%
Urban Residential	Martinborough Urban	455,000	1,070,000	5,332	5,875	543	10%
Urban Residential	Martinborough Urban	460,000	460,000	5,344	4,439	-905	-17%
Urban Residential	Martinborough Urban	460,000	460,000	3,739	3,861	122	3%
Urban Residential	Martinborough Urban	460,000	820,000	5,344	5,287	-57	-1%
Urban Residential	Martinborough Urban	460,000	910,000	4,722	4,877	154	3%
Urban Residential	Martinborough Urban	470,000	650,000	5,368	4,886	-481	-9%
Urban Residential	Martinborough Urban	470,000	760,000	5,368	5,145	-222	-4%
Urban Residential	Martinborough Urban	480,000	520,000	5,392	4,580	-811	-15%
Urban Residential	Martinborough Urban	480,000	570,000	5,392	4,698	-694	-13%
Urban Residential	Martinborough Urban	480,000	610,000	5,392	4,792	-599	-11%
Urban Residential	Martinborough Urban	480,000	810,000	5,392	5,263	-129	-2%
Urban Residential	Martinborough Urban	480,000	840,000	5,392	5,912	520	10%
Urban Residential	Martinborough Urban	480,000	1,200,000	5,392	6,181	790	15%
Urban Residential	Martinborough Urban	500,000	500,000	8,845	7,941	-903	-10%
Urban Residential	Martinborough Urban	500,000	630,000	5,439	4,839	-600	-11%
Urban Residential	Martinborough Urban	500,000	630,000	5,439	4,839	-600	-11%
Urban Residential	Martinborough Urban	500,000	640,000	5,439	4,863	-576	-11%
Urban Residential	Martinborough Urban	500,000	650,000	5,439	4,886	-553	-10%
Urban Residential	Martinborough Urban	500,000	670,000	5,439	4,933	-506	-9%
Urban Residential	Martinborough Urban	500,000	730,000	4,817	4,453	-365	-8%
Urban Residential	Martinborough Urban	510,000	750,000	5,463	5,122	-341	-6%
Urban Residential	Martinborough Urban	510,000	810,000	5,463	5,263	-200	-4%
Urban Residential	Martinborough Urban	510,000	1,520,000	5,463	6,935	1,472	27%
Urban Residential	Martinborough Urban	520,000	530,000	4,297	3,414	-884	-21%
Urban Residential	Martinborough Urban	520,000	1,000,000	5,487	5,710	224	4%
Urban Residential	Martinborough Urban	530,000	790,000	5,511	5,216	-295	-5%
Urban Residential	Martinborough Urban	530,000	890,000	5,511	5,451	-59	-1%
Urban Residential	Martinborough Urban	530,000	1,000,000	5,511	5,710	200	4%
Urban Residential	Martinborough Urban	530,000	1,060,000	5,511	5,852	341	6%
Urban Residential	Martinborough Urban	530,000	1,300,000	5,511	6,995	1,484	27%
Urban Residential	Martinborough Urban	540,000	541,000	5,535	4,630	-905	-16%
Urban Residential	Martinborough Urban	540,000	690,000	5,535	4,981	-554	-10%
Urban Residential	Martinborough Urban	540,000	720,000	5,535	5,051	-483	-9%
Urban Residential	Martinborough Urban	540,000	790,000	5,535	5,216	-318	-6%
Urban Residential	Martinborough Urban	540,000	810,000	5,535	5,263	-271	-5%
Urban Residential	Martinborough Urban	540,000	870,000	5,535	5,404	-130	-2%
Urban Residential	Martinborough Urban	540,000	880,000	5,535	5,428	-107	-2%
Urban Residential	Martinborough Urban	540,000	900,000	5,535	5,475	-59	-1%
Urban Residential	Martinborough Urban	540,000	930,000	5,535	5,546	11	0%
Urban Residential	Martinborough Urban	540,000	940,000	5,535	5,569	35	1%
Urban Residential	Martinborough Urban	540,000	1,050,000	5,535	5,828	294	5%
Urban Residential	Martinborough Urban	560,000	570,000	4,393	3,508	-885	-20%
Urban Residential	Martinborough Urban	560,000	610,000	5,582	4,792	-790	-14%
Urban Residential	Martinborough Urban	560,000	660,000	5,582	4,910	-672	-12%
Urban Residential	Martinborough Urban	560,000	690,000	5,582	4,981	-602	-11%
Urban Residential	Martinborough Urban	560,000	810,000	5,582	5,263	-319	-6%
Urban Residential	Martinborough Urban	560,000	900,000	5,582	5,475	-107	-2%
Urban Residential	Martinborough Urban	560,000	960,000	8,070	9,838	1,768	22%
Urban Residential	Martinborough Urban	560,000	980,000	5,582	5,663	81	1%
Urban Residential	Martinborough Urban	560,000	1,250,000	5,582	6,299	717	13%
Urban Residential	Martinborough Urban	560,000	1,310,000	5,582	6,440	858	15%
Urban Residential	Martinborough Urban	570,000	730,000	5,606	5,653	47	1%

Urban Residential	Martinborough Urban	570,000	1,290,000	13,225	14,725	1,500	11%
Urban Residential	Martinborough Urban	570,000	1,300,000	5,606	6,417	811	14%
Urban Residential	Martinborough Urban	570,000	1,350,000	6,741	7,671	929	14%
Urban Residential	Martinborough Urban	580,000	2,200,000	5,630	8,536	2,906	52%
Urban Residential	Martinborough Urban	590,000	1,020,000	5,654	5,758	104	2%
Urban Residential	Martinborough Urban	600,000	600,000	4,488	3,579	-909	-20%
Urban Residential	Martinborough Urban	600,000	680,000	5,677	4,957	-720	-13%
Urban Residential	Martinborough Urban	600,000	780,000	5,677	5,192	-485	-9%
Urban Residential	Martinborough Urban	600,000	930,000	10,435	10,884	448	4%
Urban Residential	Martinborough Urban	600,000	930,000	4,433	4,302	-132	-3%
Urban Residential	Martinborough Urban	610,000	610,000	5,701	4,792	-909	-16%
Urban Residential	Martinborough Urban	610,000	630,000	5,079	4,217	-862	-17%
Urban Residential	Martinborough Urban	610,000	640,000	5,701	4,863	-838	-15%
Urban Residential	Martinborough Urban	610,000	650,000	5,701	4,886	-815	-14%
Urban Residential	Martinborough Urban	610,000	660,000	5,701	4,910	-791	-14%
Urban Residential	Martinborough Urban	610,000	670,000	5,701	4,933	-768	-13%
Urban Residential	Martinborough Urban	610,000	670,000	4,457	3,689	-768	-17%
Urban Residential	Martinborough Urban	610,000	770,000	5,701	5,169	-532	-9%
Urban Residential	Martinborough Urban	610,000	860,000	5,701	5,381	-320	-6%
Urban Residential	Martinborough Urban	610,000	870,000	5,701	5,404	-297	-5%
Urban Residential	Martinborough Urban	610,000	900,000	5,701	5,475	-226	-4%
Urban Residential	Martinborough Urban	610,000	960,000	5,701	5,616	-85	-1%
Urban Residential	Martinborough Urban	610,000	970,000	5,701	5,640	-61	-1%
Urban Residential	Martinborough Urban	610,000	970,000	5,701	5,640	-61	-1%
Urban Residential	Martinborough Urban	610,000	1,210,000	5,701	6,205	504	9%
Urban Residential	Martinborough Urban	620,000	670,000	5,725	4,933	-791	-14%
Urban Residential	Martinborough Urban	620,000	720,000	5,725	5,051	-674	-12%
Urban Residential	Martinborough Urban	620,000	750,000	5,103	4,500	-603	-12%
Urban Residential	Martinborough Urban	620,000	1,330,000	5,725	7,065	1,340	23%
Urban Residential	Martinborough Urban	650,000	830,000	5,796	5,310	-486	-8%
Urban Residential	Martinborough Urban	660,000	890,000	5,820	5,451	-369	-6%
Urban Residential	Martinborough Urban	670,000	670,000	5,222	5,202	-20	0%
Urban Residential	Martinborough Urban	680,000	690,000	4,263	5,319	1,056	25%
Urban Residential	Martinborough Urban	730,000	780,000	5,987	5,192	-794	-13%
Urban Residential	Martinborough Urban	750,000	1,440,000	7,170	7,882	713	10%
Urban Residential	Martinborough Urban	800,000	1,500,000	6,154	6,888	734	12%
Urban Residential	Martinborough Urban	1,030,000	1,385,000	35,783	43,533	7,750	22%
Urban Residential	Martinborough Urban	1,040,000	1,200,000	8,995	10,048	1,052	12%
Urban Residential	Martinborough Urban	1,440,000	1,530,000	6,875	6,669	-205	-3%



General Rate Category	Category Group	Category	Land Value	Capital Value	Sum of Total	Sum of Total	Sum of	Sum of %
					Rates Under	Rates Under		
					Current	Proposed	Total Rates	Total Rates
					Model \$	Model \$		
Rural	Commercial	Commercial Accommodation	400,000	1,850,000	4,737	9,892	5,155	109%
Rural	Commercial	Commercial Education purposes	680,000	960,000	5,459	6,504	1,045	19%
Rural	Commercial	Commercial Liquor Outlet	265,000	780,000	2,262	3,624	1,362	60%
Rural	Commercial	Commercial Liquor Outlet	455,000	1,800,000	21,245	25,538	4,293	20%
Rural	Commercial	Commercial Other Use	360,000	600,000	2,114	3,123	1,009	48%
Rural	Commercial	Commercial Retail space	800,000	2,350,000	4,478	10,395	5,918	132%
Rural	Commercial	Commercial Tourist Attractions	515,000	1,060,000	13,913	15,648	1,734	12%
Rural	Dairying	Dairying - milk	11,000	13,500	24	26	2	9%
Rural	Dairying	Dairying - milk	12,000	12,000	1,352	601	-751	-56%
Rural	Dairying	Dairying - milk	16,000	16,900	1,361	611	-750	-55%
Rural	Dairying	Dairying - milk	19,000	20,000	1,368	617	-751	-55%
Rural	Dairying	Dairying - milk	28,000	28,900	61	56	-5	-8%
Rural	Dairying	Dairying - milk	28,000	29,000	1,066	635	-432	-40%
Rural	Dairying	Dairying - milk	99,000	101,000	1,543	775	-768	-50%
Rural	Dairying	Dairying - milk	99,000	105,000	1,543	783	-760	-49%
Rural	Dairying	Dairying - milk	145,000	154,000	317	300	-17	-5%
Rural	Dairying	Dairying - milk	180,000	185,000	1,720	939	-781	-45%
Rural	Dairying	Dairying - milk	254,000	258,500	556	504	-52	-9%
Rural	Dairying	Dairying - milk	263,000	267,500	576	522	-54	-9%
Rural	Dairying	Dairying - milk	275,000	475,000	1,928	1,504	-424	-22%
Rural	Dairying	Dairying - milk	333,000	346,000	2,055	1,253	-802	-39%
Rural	Dairying	Dairying - milk	390,000	400,000	987	914	-74	-7%
Rural	Dairying	Dairying - milk	425,000	435,000	2,257	1,426	-830	-37%
Rural	Dairying	Dairying - milk	445,000	460,000	2,300	1,475	-825	-36%
Rural	Dairying	Dairying - milk	454,000	473,000	994	922	-72	-7%
Rural	Dairying	Dairying - milk	540,000	560,000	2,372	1,855	-517	-22%
Rural	Dairying	Dairying - milk	550,000	565,000	2,398	1,868	-529	-22%
Rural	Dairying	Dairying - milk	560,000	575,000	1,226	1,121	-105	-9%
Rural	Dairying	Dairying - milk	560,000	590,000	1,226	1,151	-76	-6%
Rural	Dairying	Dairying - milk	580,000	620,000	2,596	1,787	-809	-31%
Rural	Dairying	Dairying - milk	660,000	1,070,000	2,771	2,665	-106	-4%
Rural	Dairying	Dairying - milk	670,000	700,000	2,793	1,943	-850	-30%
Rural	Dairying	Dairying - milk	730,000	750,000	3,027	2,143	-884	-29%
Rural	Dairying	Dairying - milk	750,000	770,000	3,225	2,336	-889	-28%
Rural	Dairying	Dairying - milk	750,000	770,000	1,899	1,758	-141	-7%
Rural	Dairying	Dairying - milk	750,000	960,000	2,968	2,450	-518	-17%
Rural	Dairying	Dairying - milk	760,000	980,000	2,990	2,489	-501	-17%
Rural	Dairying	Dairying - milk	800,000	1,000,000	3,078	2,528	-549	-18%
Rural	Dairying	Dairying - milk	930,000	960,000	3,362	2,450	-912	-27%
Rural	Dairying	Dairying - milk	940,000	980,000	4,832	3,937	-895	-19%
Rural	Dairying	Dairying - milk	980,000	1,250,000	3,472	3,016	-456	-13%
Rural	Dairying	Dairying - milk	1,010,000	1,050,000	3,538	2,626	-912	-26%
Rural	Dairying	Dairying - milk	1,020,000	1,210,000	3,559	2,938	-622	-17%
Rural	Dairying	Dairying - milk	1,030,000	1,340,000	5,167	4,777	-390	-8%
Rural	Dairying	Dairying - milk	1,050,000	1,090,000	3,985	3,063	-921	-23%
Rural	Dairying	Dairying - milk	1,050,000	1,090,000	3,625	2,704	-921	-25%
Rural	Dairying	Dairying - milk	1,060,000	1,120,000	3,744	2,860	-885	-24%
Rural	Dairying	Dairying - milk	1,100,000	1,160,000	3,414	2,840	-573	-17%
Rural	Dairying	Dairying - milk	1,110,000	1,155,000	3,757	2,831	-926	-25%
Rural	Dairying	Dairying - milk	1,130,000	1,160,000	3,800	2,840	-960	-25%
Rural	Dairying	Dairying - milk	1,140,000	1,180,000	3,822	2,879	-943	-25%
Rural	Dairying	Dairying - milk	1,180,000	1,400,000	3,910	3,308	-601	-15%
Rural	Dairying	Dairying - milk	1,180,000	1,580,000	5,727	5,476	-250	-4%
Rural	Dairying	Dairying - milk	1,200,000	1,230,000	4,364	3,388	-977	-22%
Rural	Dairying	Dairying - milk	1,220,000	1,645,000	2,671	3,208	537	20%
Rural	Dairying	Dairying - milk	1,250,000	1,340,000	4,063	3,191	-872	-21%
Rural	Dairying	Dairying - milk	1,280,000	1,320,000	4,774	4,545	-228	-5%
Rural	Dairying	Dairying - milk	1,300,000	1,480,000	4,173	3,464	-708	-17%
Rural	Dairying	Dairying - milk	1,300,000	1,950,000	4,173	4,381	208	5%
Rural	Dairying	Dairying - milk	1,320,000	1,400,000	4,216	3,308	-908	-22%
Rural	Dairying	Dairying - milk	1,330,000	1,370,000	6,286	5,298	-988	-16%
Rural	Dairying	Dairying - milk	1,330,000	1,380,000	4,694	3,725	-969	-21%
Rural	Dairying	Dairying - milk	1,340,000	1,435,000	4,719	3,835	-883	-19%
Rural	Dairying	Dairying - milk	1,400,000	1,430,000	4,070	3,367	-704	-17%
Rural	Dairying	Dairying - milk	1,450,000	1,480,000	4,997	3,961	-1,037	-21%
Rural	Dairying	Dairying - milk	1,450,000	1,700,000	4,501	3,893	-608	-13%
Rural	Dairying	Dairying - milk	1,470,000	1,520,000	4,545	3,542	-1,002	-22%
Rural	Dairying	Dairying - milk	1,530,000	1,612,000	4,676	3,722	-954	-20%
Rural	Dairying	Dairying - milk	1,560,000	1,660,000	4,742	3,815	-926	-20%
Rural	Dairying	Dairying - milk	1,560,000	1,900,000	4,742	4,283	-458	-10%
Rural	Dairying	Dairying - milk	1,650,000	1,704,000	4,939	3,901	-1,038	-21%
Rural	Dairying	Dairying - milk	1,750,000	1,800,000	5,757	4,688	-1,069	-19%
Rural	Dairying	Dairying - milk	1,750,000	1,990,000	5,757	5,058	-699	-12%
Rural	Dairying	Dairying - milk	1,820,000	2,110,000	5,934	5,316	-618	-10%
Rural	Dairying	Dairying - milk	1,820,000	2,320,000	5,311	5,681	369	7%
Rural	Dairying	Dairying - milk	1,870,000	1,920,000	5,421	4,322	-1,098	-20%
Rural	Dairying	Dairying - milk	1,910,000	2,680,000	5,508	6,961	1,452	26%
Rural	Dairying	Dairying - milk	1,920,000	2,600,000	5,530	5,649	119	2%
Rural	Dairying	Dairying - milk	1,990,000	2,090,000	5,998	4,969	-1,029	-17%
Rural	Dairying	Dairying - milk	2,000,000	2,070,000	4,379	4,037	-342	-8%
Rural	Dairying	Dairying - milk	2,070,000	2,525,000	5,859	5,502	-356	-6%
Rural	Dairying	Dairying - milk	2,070,000	2,550,000	5,859	5,551	-307	-5%
Rural	Dairying	Dairying - milk	2,080,000	2,240,000	5,880	4,947	-934	-16%
Rural	Dairying	Dairying - milk	2,100,000	2,200,000	5,924	4,869	-1,056	-18%
Rural	Dairying	Dairying - milk	2,100,000	2,390,000	5,924	5,239	-685	-12%
Rural	Dairying	Dairying - milk	2,120,000	2,820,000	5,968	6,656	688	12%
Rural	Dairying	Dairying - milk	2,180,000	2,950,000	6,099	6,909	810	13%

Rural	Dairying	Dairying - milk	2,200,000	2,270,000	6,143	5,005	- 1,138	-19%
Rural	Dairying	Dairying - milk	2,200,000	2,280,000	7,485	6,367	- 1,118	-15%
Rural	Dairying	Dairying - milk	2,320,000	2,430,000	6,406	5,317	- 1,089	-17%
Rural	Dairying	Dairying - milk	2,340,000	3,020,000	6,450	7,046	596	9%
Rural	Dairying	Dairying - milk	2,380,000	2,440,000	6,537	5,337	- 1,201	-18%
Rural	Dairying	Dairying - milk	2,390,000	3,040,000	6,559	7,663	1,104	17%
Rural	Dairying	Dairying - milk	2,400,000	2,470,000	5,255	4,817	- 438	-8%
Rural	Dairying	Dairying - milk	2,420,000	2,810,000	5,299	5,480	181	3%
Rural	Dairying	Dairying - milk	2,420,000	3,010,000	6,625	7,026	401	6%
Rural	Dairying	Dairying - milk	2,470,000	3,280,000	6,734	8,131	1,396	21%
Rural	Dairying	Dairying - milk	2,490,000	2,990,000	7,226	6,857	- 369	-5%
Rural	Dairying	Dairying - milk	2,490,000	3,130,000	6,778	6,682	- 96	-1%
Rural	Dairying	Dairying - milk	2,500,000	3,080,000	10,650	12,168	1,519	14%
Rural	Dairying	Dairying - milk	2,520,000	3,210,000	6,844	7,416	572	8%
Rural	Dairying	Dairying - milk	2,530,000	2,940,000	6,866	6,312	- 554	-8%
Rural	Dairying	Dairying - milk	2,570,000	3,270,000	6,953	6,955	2	0%
Rural	Dairying	Dairying - milk	2,590,000	3,000,000	6,997	6,429	- 568	-8%
Rural	Dairying	Dairying - milk	2,700,000	3,200,000	7,238	6,819	- 419	-6%
Rural	Dairying	Dairying - milk	2,720,000	3,060,000	11,275	10,674	- 601	-5%
Rural	Dairying	Dairying - milk	2,720,000	3,480,000	7,282	8,521	1,239	17%
Rural	Dairying	Dairying - milk	2,750,000	3,550,000	7,348	8,079	732	10%
Rural	Dairying	Dairying - milk	2,760,000	3,510,000	7,373	7,427	54	1%
Rural	Dairying	Dairying - milk	2,800,000	2,900,000	7,457	6,234	- 1,223	-16%
Rural	Dairying	Dairying - milk	2,860,000	3,750,000	6,527	7,711	1,184	18%
Rural	Dairying	Dairying - milk	2,880,000	3,470,000	7,907	7,620	- 287	-4%
Rural	Dairying	Dairying - milk	2,910,000	3,240,000	7,944	7,143	- 801	-10%
Rural	Dairying	Dairying - milk	2,940,000	3,370,000	7,764	7,150	- 613	-8%
Rural	Dairying	Dairying - milk	3,060,000	3,405,000	8,026	7,219	- 808	-10%
Rural	Dairying	Dairying - milk	3,070,000	3,770,000	8,048	9,086	1,038	13%
Rural	Dairying	Dairying - milk	3,110,000	3,720,000	8,136	7,833	- 303	-4%
Rural	Dairying	Dairying - milk	3,130,000	4,280,000	8,180	10,659	2,479	30%
Rural	Dairying	Dairying - milk	3,160,000	3,540,000	8,245	7,482	- 763	-9%
Rural	Dairying	Dairying - milk	3,230,000	4,000,000	8,399	8,957	558	7%
Rural	Dairying	Dairying - milk	3,520,000	4,260,000	9,034	10,042	1,009	11%
Rural	Dairying	Dairying - milk	3,580,000	4,270,000	9,165	10,062	897	10%
Rural	Dairying	Dairying - milk	3,850,000	4,290,000	9,756	8,945	- 812	-8%
Rural	Dairying	Dairying - milk	3,990,000	4,800,000	8,799	9,423	625	7%
Rural	Dairying	Dairying - milk	4,000,000	5,220,000	10,085	11,914	1,830	18%
Rural	Dairying	Dairying - milk	4,030,000	5,020,000	10,150	10,946	796	8%
Rural	Dairying	Dairying - milk	4,100,000	5,180,000	10,304	12,414	2,111	20%
Rural	Dairying	Dairying - milk	4,250,000	4,990,000	10,897	11,286	389	4%
Rural	Dairying	Dairying - milk	4,350,000	4,940,000	12,340	11,702	- 639	-5%
Rural	Dairying	Dairying - milk	4,360,000	5,420,000	11,442	12,466	1,024	9%
Rural	Dairying	Dairying - milk	4,470,000	5,290,000	11,114	11,473	359	3%
Rural	Dairying	Dairying - milk	4,520,000	5,660,000	11,223	12,772	1,549	14%
Rural	Dairying	Dairying - milk	4,580,000	5,710,000	11,355	12,870	1,515	13%
Rural	Dairying	Dairying - milk	4,590,000	5,960,000	12,948	14,929	1,981	15%
Rural	Dairying	Dairying - milk	4,600,000	5,720,000	11,398	12,311	913	8%
Rural	Dairying	Dairying - milk	4,610,000	5,070,000	12,664	11,710	- 954	-8%
Rural	Dairying	Dairying - milk	4,630,000	5,500,000	11,464	11,304	- 160	-1%
Rural	Dairying	Dairying - milk	4,650,000	5,250,000	18,668	17,977	- 691	-4%
Rural	Dairying	Dairying - milk	4,660,000	5,510,000	11,530	11,902	372	3%
Rural	Dairying	Dairying - milk	4,680,000	5,930,000	12,973	15,411	2,438	19%
Rural	Dairying	Dairying - milk	4,730,000	5,590,000	11,683	12,636	953	8%
Rural	Dairying	Dairying - milk	4,800,000	5,710,000	13,480	13,935	456	3%
Rural	Dairying	Dairying - milk	4,860,000	5,740,000	11,968	12,928	961	8%
Rural	Dairying	Dairying - milk	4,900,000	5,920,000	12,055	13,279	1,224	10%
Rural	Dairying	Dairying - milk	4,950,000	5,860,000	10,839	11,428	590	5%
Rural	Dairying	Dairying - milk	5,000,000	5,140,000	19,974	18,302	- 1,672	-8%
Rural	Dairying	Dairying - milk	5,000,000	6,050,000	12,274	12,955	681	6%
Rural	Dairying	Dairying - milk	5,050,000	5,870,000	12,384	12,026	- 358	-3%
Rural	Dairying	Dairying - milk	5,240,000	6,030,000	12,800	12,916	116	1%
Rural	Dairying	Dairying - milk	5,240,000	6,610,000	12,800	14,625	1,825	14%
Rural	Dairying	Dairying - milk	5,260,000	6,480,000	13,373	15,168	1,794	13%
Rural	Dairying	Dairying - milk	5,300,000	6,420,000	14,746	15,491	746	5%
Rural	Dairying	Dairying - milk	5,640,000	6,720,000	13,676	14,262	586	4%
Rural	Dairying	Dairying - milk	5,950,000	7,080,000	14,683	17,026	2,343	16%
Rural	Dairying	Dairying - milk	5,960,000	6,980,000	14,376	15,925	1,548	11%
Rural	Dairying	Dairying - milk	6,200,000	7,910,000	14,902	16,582	1,681	11%
Rural	Dairying	Dairying - milk	6,250,000	6,770,000	15,011	13,781	- 1,230	-8%
Rural	Dairying	Dairying - milk	6,400,000	6,960,000	15,340	14,730	- 610	-4%
Rural	Dairying	Dairying - milk	6,600,000	7,420,000	15,778	15,627	- 151	-1%
Rural	Dairying	Dairying - milk	7,780,000	9,980,000	21,025	23,283	2,258	11%
Rural	Dairying	Dairying - milk	8,450,000	10,250,000	19,828	21,724	1,896	10%
Rural	Dairying	Dairying - milk	8,630,000	10,150,000	20,223	22,107	1,884	9%
Rural	Dairying	Dairying - milk	9,660,000	11,660,000	22,478	25,052	2,574	11%
Rural	Dairying	Dairying - milk	11,000,000	12,650,000	25,412	26,405	993	4%
Rural	Dairying	Dairying - milk	12,050,000	15,180,000	27,711	30,183	2,472	9%
Rural	Dairying	Dairying - milk	15,400,000	18,670,000	35,046	39,879	4,833	14%
Rural	Forestry	Forestry - Exotic	38,000	42,000	1,409	660	- 749	-53%
Rural	Forestry	Forestry - Exotic	102,000	117,000	1,549	806	- 743	-48%
Rural	Forestry	Forestry - Exotic	122,000	127,500	1,593	827	- 766	-48%
Rural	Forestry	Forestry - Exotic	440,000	455,000	2,289	1,465	- 824	-36%
Rural	Forestry	Forestry - Exotic	850,000	880,000	3,187	2,294	- 893	-28%
Rural	Forestry	Forestry - Exotic	1,720,000	2,050,000	5,092	4,576	- 516	-10%
Rural	Forestry	Forestry - Exotic	1,900,000	2,000,000	5,486	4,479	- 1,008	-18%
Rural	Forestry	Forestry - Exotic	2,090,000	2,510,000	5,902	5,473	- 429	-7%
Rural	Forestry	Forestry - Exotic	2,110,000	2,300,000	5,946	5,064	- 883	-15%
Rural	Forestry	Forestry - Exotic	3,500,000	3,566,000	8,990	7,533	- 1,457	-16%
Rural	Forestry	Forestry - Exotic	16,550,000	18,550,000	37,565	36,755	- 809	-2%
Rural	Forestry	Forestry - Vacant	1,120,000	1,200,000	3,778	2,918	- 860	-23%

Rural	Forestry	Forestry - Vacant	1,340,000	1,390,000	4,260	3,289	-	971	-23%
Rural	Forestry	Forestry Indegenous	20,000	21,000	44	41	-	3	-6%
Rural	Forestry	Forestry Indegenous	110,000	110,000	1,567	793	-	774	-49%
Rural	Forestry	Forestry Indegenous	140,000	245,000	1,633	1,056	-	577	-35%
Rural	Forestry	Forestry Indegenous	145,000	150,000	1,643	871	-	773	-47%
Rural	Forestry	Forestry Indegenous	145,000	150,000	1,643	871	-	773	-47%
Rural	Forestry	Forestry Indegenous	155,000	165,000	1,665	900	-	766	-46%
Rural	Forestry	Forestry Indegenous	175,000	180,000	1,709	929	-	780	-46%
Rural	Forestry	Forestry Indegenous	220,000	225,000	1,808	1,017	-	791	-44%
Rural	Forestry	Forestry Indegenous	260,000	265,000	1,895	1,095	-	800	-42%
Rural	Forestry	Forestry Indegenous	290,000	310,000	1,961	1,183	-	778	-40%
Rural	Forestry	Forestry Indegenous	350,000	375,000	2,092	1,309	-	783	-37%
Rural	Forestry	Forestry Indegenous	1,060,000	1,080,000	3,647	2,684	-	963	-26%
Rural	Forestry	Forestry Indegenous	1,150,000	1,240,000	3,844	2,996	-	848	-22%
Rural	Forestry	Forestry Indegenous	1,240,000	1,260,000	4,041	3,035	-	1,006	-25%
Rural	Forestry	Forestry Indegenous	1,380,000	1,580,000	4,348	3,659	-	688	-16%
Rural	Horticulture	Horticultural - Market	700,000	1,140,000	2,859	2,801	-	57	-2%
Rural	Horticulture	Horticultural - Market	1,020,000	1,445,000	3,559	3,396	-	163	-5%
Rural	Horticulture	Horticultural - Other	440,000	680,000	2,440	2,055	-	385	-16%
Rural	Horticulture	Horticultural - Other	500,000	860,000	2,421	2,255	-	166	-7%
Rural	Horticulture	Horticultural - Other	580,000	1,290,000	2,596	3,094	-	498	19%
Rural	Horticulture	Horticultural - Other	680,000	685,000	2,815	1,914	-	901	-32%
Rural	Horticulture	Horticultural - Other	850,000	860,000	3,187	2,255	-	932	-29%
Rural	Horticulture	Horticultural - Other	860,000	1,400,000	3,209	3,308	-	99	3%
Rural	Horticulture	Horticultural - Other	1,050,000	1,390,000	5,701	5,499	-	203	-4%
Rural	Horticulture	Horticultural - Vineyard	375,000	1,100,000	2,147	3,301	-	1,154	54%
Rural	Horticulture	Horticultural - Vineyard	415,000	590,000	2,235	1,729	-	506	-23%
Rural	Horticulture	Horticultural - Vineyard	460,000	1,290,000	4,977	5,872	-	895	18%
Rural	Horticulture	Horticultural - Vineyard	475,000	960,000	2,366	3,028	-	662	28%
Rural	Horticulture	Horticultural - Vineyard	480,000	815,000	2,377	2,167	-	210	-9%
Rural	Horticulture	Horticultural - Vineyard	480,000	980,000	4,912	5,737	-	825	17%
Rural	Horticulture	Horticultural - Vineyard	495,000	535,000	3,810	3,155	-	654	-17%
Rural	Horticulture	Horticultural - Vineyard	500,000	670,000	2,421	1,885	-	536	-22%
Rural	Horticulture	Horticultural - Vineyard	500,000	825,000	3,821	3,721	-	100	-3%
Rural	Horticulture	Horticultural - Vineyard	500,000	1,140,000	3,556	5,093	-	1,537	43%
Rural	Horticulture	Horticultural - Vineyard	520,000	690,000	2,465	1,924	-	541	-22%
Rural	Horticulture	Horticultural - Vineyard	520,000	690,000	2,465	1,924	-	541	-22%
Rural	Horticulture	Horticultural - Vineyard	525,000	935,000	5,119	5,757	-	638	12%
Rural	Horticulture	Horticultural - Vineyard	525,000	1,655,000	5,119	7,162	-	2,042	40%
Rural	Horticulture	Horticultural - Vineyard	530,000	700,000	2,487	1,943	-	543	-22%
Rural	Horticulture	Horticultural - Vineyard	540,000	1,380,000	3,341	4,813	-	1,473	44%
Rural	Horticulture	Horticultural - Vineyard	550,000	740,000	2,530	2,021	-	509	-20%
Rural	Horticulture	Horticultural - Vineyard	560,000	780,000	2,552	2,677	-	125	5%
Rural	Horticulture	Horticultural - Vineyard	560,000	955,000	2,552	3,018	-	466	18%
Rural	Horticulture	Horticultural - Vineyard	570,000	1,630,000	2,574	4,335	-	1,761	68%
Rural	Horticulture	Horticultural - Vineyard	580,000	950,000	2,596	3,009	-	413	16%
Rural	Horticulture	Horticultural - Vineyard	580,000	1,040,000	3,996	4,718	-	722	18%
Rural	Horticulture	Horticultural - Vineyard	580,000	1,280,000	3,996	5,186	-	1,190	30%
Rural	Horticulture	Horticultural - Vineyard	580,000	1,380,000	2,596	3,269	-	673	26%
Rural	Horticulture	Horticultural - Vineyard	590,000	950,000	4,018	4,543	-	525	13%
Rural	Horticulture	Horticultural - Vineyard	590,000	1,120,000	5,262	6,118	-	857	16%
Rural	Horticulture	Horticultural - Vineyard	600,000	820,000	2,640	2,177	-	463	-18%
Rural	Horticulture	Horticultural - Vineyard	600,000	850,000	2,640	2,236	-	404	-15%
Rural	Horticulture	Horticultural - Vineyard	600,000	1,050,000	6,310	6,432	-	122	2%
Rural	Horticulture	Horticultural - Vineyard	600,000	1,220,000	5,284	6,313	-	1,030	19%
Rural	Horticulture	Horticultural - Vineyard	620,000	1,020,000	5,327	5,923	-	596	11%
Rural	Horticulture	Horticultural - Vineyard	630,000	810,000	2,705	2,158	-	548	-20%
Rural	Horticulture	Horticultural - Vineyard	640,000	865,000	3,863	3,401	-	462	-12%
Rural	Horticulture	Horticultural - Vineyard	640,000	970,000	3,672	4,164	-	492	13%
Rural	Horticulture	Horticultural - Vineyard	640,000	1,610,000	2,727	4,296	-	1,569	58%
Rural	Horticulture	Horticultural - Vineyard	650,000	900,000	2,749	2,333	-	416	-15%
Rural	Horticulture	Horticultural - Vineyard	650,000	900,000	2,749	2,333	-	416	-15%
Rural	Horticulture	Horticultural - Vineyard	650,000	900,000	2,749	2,333	-	416	-15%
Rural	Horticulture	Horticultural - Vineyard	650,000	915,000	2,749	2,940	-	191	7%
Rural	Horticulture	Horticultural - Vineyard	650,000	1,130,000	2,749	2,782	-	33	1%
Rural	Horticulture	Horticultural - Vineyard	650,000	1,300,000	2,749	3,691	-	942	34%
Rural	Horticulture	Horticultural - Vineyard	650,000	1,610,000	4,149	5,830	-	1,681	41%
Rural	Horticulture	Horticultural - Vineyard	670,000	920,000	2,793	2,372	-	421	-15%
Rural	Horticulture	Horticultural - Vineyard	670,000	1,300,000	3,058	4,089	-	1,031	34%
Rural	Horticulture	Horticultural - Vineyard	680,000	730,000	2,815	2,002	-	813	-29%
Rural	Horticulture	Horticultural - Vineyard	680,000	915,000	2,815	2,362	-	452	-16%
Rural	Horticulture	Horticultural - Vineyard	685,000	805,000	4,280	3,736	-	544	-13%
Rural	Horticulture	Horticultural - Vineyard	690,000	760,000	5,025	4,998	-	27	-1%
Rural	Horticulture	Horticultural - Vineyard	700,000	930,000	2,859	2,392	-	467	-16%
Rural	Horticulture	Horticultural - Vineyard	700,000	1,010,000	4,259	4,082	-	177	-4%
Rural	Horticulture	Horticultural - Vineyard	700,000	1,110,000	4,259	4,855	-	596	14%
Rural	Horticulture	Horticultural - Vineyard	700,000	2,040,000	2,859	5,135	-	2,276	80%
Rural	Horticulture	Horticultural - Vineyard	710,000	1,240,000	5,416	6,822	-	1,407	26%
Rural	Horticulture	Horticultural - Vineyard	720,000	1,490,000	3,167	4,460	-	1,293	41%
Rural	Horticulture	Horticultural - Vineyard	730,000	830,000	2,924	2,197	-	728	-25%
Rural	Horticulture	Horticultural - Vineyard	730,000	1,710,000	2,924	4,491	-	1,566	54%
Rural	Horticulture	Horticultural - Vineyard	730,000	2,600,000	2,924	6,227	-	3,302	113%
Rural	Horticulture	Horticultural - Vineyard	750,000	970,000	4,103	3,606	-	498	-12%
Rural	Horticulture	Horticultural - Vineyard	750,000	1,180,000	2,968	2,879	-	89	-3%
Rural	Horticulture	Horticultural - Vineyard	750,000	1,230,000	4,368	5,089	-	721	16%
Rural	Horticulture	Horticultural - Vineyard	750,000	1,250,000	7,882	8,066	-	183	2%
Rural	Horticulture	Horticultural - Vineyard	760,000	2,240,000	4,390	7,059	-	2,668	61%
Rural	Horticulture	Horticultural - Vineyard	770,000	2,380,000	6,791	9,134	-	2,343	34%
Rural	Horticulture	Horticultural - Vineyard	780,000	810,000	3,656	2,780	-	876	-24%

Rural	Horticulture	Horticultural - Vineyard	780,000	1,185,000	5,304	5,739	435	8%
Rural	Horticulture	Horticultural - Vineyard	780,000	1,880,000	4,699	6,754	2,056	44%
Rural	Horticulture	Horticultural - Vineyard	810,000	1,580,000	3,100	3,659	560	18%
Rural	Horticulture	Horticultural - Vineyard	850,000	1,010,000	3,187	2,548	-639	-20%
Rural	Horticulture	Horticultural - Vineyard	850,000	1,040,000	3,187	2,606	-581	-18%
Rural	Horticulture	Horticultural - Vineyard	880,000	1,580,000	4,653	5,771	1,119	24%
Rural	Horticulture	Horticultural - Vineyard	930,000	1,570,000	5,897	6,888	990	17%
Rural	Horticulture	Horticultural - Vineyard	950,000	1,800,000	6,920	8,182	1,262	18%
Rural	Horticulture	Horticultural - Vineyard	960,000	1,420,000	7,207	7,839	632	9%
Rural	Horticulture	Horticultural - Vineyard	980,000	1,960,000	4,872	5,934	1,063	22%
Rural	Horticulture	Horticultural - Vineyard	1,010,000	1,170,000	4,673	3,996	-677	-14%
Rural	Horticulture	Horticultural - Vineyard	1,050,000	2,050,000	6,004	7,534	1,530	25%
Rural	Horticulture	Horticultural - Vineyard	1,070,000	2,210,000	4,804	6,602	1,798	37%
Rural	Horticulture	Horticultural - Vineyard	1,090,000	1,310,000	4,848	4,269	-579	-12%
Rural	Horticulture	Horticultural - Vineyard	1,100,000	2,130,000	3,735	5,888	2,153	58%
Rural	Horticulture	Horticultural - Vineyard	1,100,000	2,280,000	5,135	7,137	2,002	39%
Rural	Horticulture	Horticultural - Vineyard	1,130,000	1,600,000	3,800	4,276	476	13%
Rural	Horticulture	Horticultural - Vineyard	1,230,000	1,500,000	5,154	4,639	-515	-10%
Rural	Horticulture	Horticultural - Vineyard	1,380,000	1,710,000	5,483	5,049	-434	-8%
Rural	Horticulture	Horticultural - Vineyard	1,380,000	1,910,000	5,483	5,439	-44	-1%
Rural	Horticulture	Horticultural - Vineyard	1,380,000	2,010,000	3,022	3,920	898	30%
Rural	Horticulture	Horticultural - Vineyard	1,400,000	3,470,000	4,391	8,501	4,110	94%
Rural	Horticulture	Horticultural - Vineyard	1,450,000	3,170,000	4,501	7,338	2,837	63%
Rural	Horticulture	Horticultural - Vineyard	1,530,000	1,890,000	5,811	5,400	-411	-7%
Rural	Horticulture	Horticultural - Vineyard	1,900,000	3,670,000	10,292	12,677	2,386	23%
Rural	Horticulture	Horticultural - Vineyard	1,910,000	4,140,000	5,317	9,210	3,893	73%
Rural	Horticulture	Horticultural - Vineyard	1,970,000	3,970,000	5,640	8,898	3,259	58%
Rural	Horticulture	Horticultural - Vineyard	2,070,000	3,330,000	5,859	7,072	1,214	21%
Rural	Horticulture	Horticultural - Vineyard	2,340,000	3,870,000	10,229	12,039	1,811	18%
Rural	Horticulture	Horticultural - Vineyard	2,440,000	5,340,000	6,669	11,570	4,902	74%
Rural	Horticulture	Horticultural - Vineyard	2,450,000	3,500,000	7,826	8,540	714	9%
Rural	Horticulture	Horticultural - Vineyard	2,810,000	4,190,000	7,479	8,750	1,271	17%
Rural	Horticulture	Horticultural - Vineyard	2,940,000	4,310,000	7,764	8,984	1,220	16%
Rural	Horticulture	Horticultural - Vineyard	4,770,000	6,480,000	11,771	13,794	2,023	17%
Rural	Horticulture	Horticultural - Vineyard	8,140,000	15,500,000	19,150	31,385	12,235	64%
Rural	Horticulture	Horticultural Pip Fruit	495,000	500,000	1,084	975	-109	-10%
Rural	Horticulture	Horticultural Pip Fruit	1,160,000	1,490,000	6,577	6,329	-248	-4%
Rural	Horticulture	Horticultural Pip Fruit	3,510,000	8,230,000	9,012	17,207	8,195	91%
Rural	Horticulture	Horticultural Stone Fruit	270,000	640,000	1,917	1,826	-91	-5%
Rural	Horticulture	Horticultural Stone Fruit	455,000	925,000	2,322	2,382	60	3%
Rural	Horticulture	Horticultural Stone Fruit	580,000	970,000	2,596	2,470	-126	-5%
Rural	Horticulture	Horticultural Stone Fruit	590,000	1,360,000	2,820	3,432	612	22%
Rural	Horticulture	Horticultural Stone Fruit	600,000	1,020,000	2,640	2,567	-73	-3%
Rural	Horticulture	Horticultural Stone Fruit	710,000	1,020,000	2,881	2,567	-313	-11%
Rural	Horticulture	Horticultural Stone Fruit	710,000	1,440,000	2,881	3,386	506	18%
Rural	Horticulture	Horticultural Stone Fruit	860,000	1,060,000	3,209	2,645	-564	-18%
Rural	Industrial	Industrial - Heavy	105,000	115,000	1,556	802	-754	-48%
Rural	Industrial	Industrial - Heavy	125,000	130,000	1,600	832	-768	-48%
Rural	Industrial	Industrial - Heavy	300,000	310,000	1,983	1,183	-800	-40%
Rural	Industrial	Industrial - Heavy	450,000	450,000	985	878	-108	-11%
Rural	Industrial	Industrial - Noxious or dangerous	95,000	100,000	1,534	773	-761	-50%
Rural	Industrial	Industrial - other	390,000	640,000	2,180	1,826	-354	-16%
Rural	Industrial	Industrial - services	145,000	215,000	1,643	997	-646	-39%
Rural	Industrial	Industrial - services	400,000	550,000	3,602	3,185	-417	-12%
Rural	Industrial	Industrial - services	580,000	910,000	4,975	4,733	-242	-5%
Rural	Lifestyle	Lifestyle - Bare land	600,000	605,000	2,845	1,963	-882	-31%
Rural	Lifestyle	Lifestyle - Improved	120,000	400,000	1,589	1,358	-231	-15%
Rural	Lifestyle	Lifestyle - Improved	135,000	725,000	1,622	1,992	370	23%
Rural	Lifestyle	Lifestyle - Improved	140,000	500,000	1,633	1,553	-79	-5%
Rural	Lifestyle	Lifestyle - Improved	140,000	600,000	1,633	1,748	116	7%
Rural	Lifestyle	Lifestyle - Improved	150,000	320,000	1,654	1,202	-452	-27%
Rural	Lifestyle	Lifestyle - Improved	150,000	320,000	1,654	1,202	-452	-27%
Rural	Lifestyle	Lifestyle - Improved	150,000	445,000	1,654	1,446	-209	-13%
Rural	Lifestyle	Lifestyle - Improved	150,000	465,000	1,919	1,883	-36	-2%
Rural	Lifestyle	Lifestyle - Improved	155,000	475,000	1,930	1,902	-28	-1%
Rural	Lifestyle	Lifestyle - Improved	160,000	610,000	1,676	1,768	91	5%
Rural	Lifestyle	Lifestyle - Improved	170,000	500,000	1,698	1,553	-145	-9%
Rural	Lifestyle	Lifestyle - Improved	170,000	520,000	1,698	1,592	-106	-6%
Rural	Lifestyle	Lifestyle - Improved	170,000	540,000	1,963	2,029	66	3%
Rural	Lifestyle	Lifestyle - Improved	180,000	370,000	1,985	1,698	-287	-14%
Rural	Lifestyle	Lifestyle - Improved	180,000	620,000	1,985	2,185	200	10%
Rural	Lifestyle	Lifestyle - Improved	185,000	380,000	1,731	1,319	-412	-24%
Rural	Lifestyle	Lifestyle - Improved	185,000	420,000	1,731	1,397	-334	-19%
Rural	Lifestyle	Lifestyle - Improved	200,000	475,000	1,764	1,504	-260	-15%
Rural	Lifestyle	Lifestyle - Improved	200,000	520,000	1,764	1,592	-172	-10%
Rural	Lifestyle	Lifestyle - Improved	200,000	530,000	2,029	2,010	-19	-1%
Rural	Lifestyle	Lifestyle - Improved	200,000	610,000	2,029	2,166	137	7%
Rural	Lifestyle	Lifestyle - Improved	200,000	855,000	1,764	2,245	482	27%
Rural	Lifestyle	Lifestyle - Improved	205,000	430,000	1,775	1,417	-358	-20%
Rural	Lifestyle	Lifestyle - Improved	205,000	1,900,000	2,910	5,419	2,509	86%
Rural	Lifestyle	Lifestyle - Improved	210,000	410,000	1,786	1,378	-408	-23%
Rural	Lifestyle	Lifestyle - Improved	210,000	430,000	460	839	379	82%
Rural	Lifestyle	Lifestyle - Improved	210,000	475,000	1,786	1,504	-281	-16%
Rural	Lifestyle	Lifestyle - Improved	210,000	860,000	2,051	2,653	603	29%
Rural	Lifestyle	Lifestyle - Improved	215,000	800,000	2,062	2,536	475	23%
Rural	Lifestyle	Lifestyle - Improved	220,000	400,000	1,808	1,358	-450	-25%
Rural	Lifestyle	Lifestyle - Improved	220,000	425,000	2,073	1,805	-268	-13%
Rural	Lifestyle	Lifestyle - Improved	220,000	670,000	2,943	3,021	78	3%
Rural	Lifestyle	Lifestyle - Improved	220,000	680,000	1,808	1,904	96	5%
Rural	Lifestyle	Lifestyle - Improved	220,000	810,000	2,073	2,556	483	23%
Rural	Lifestyle	Lifestyle - Improved	230,000	335,000	1,830	1,231	-598	-33%

Rural	Lifestyle	Lifestyle - Improved	230,000	395,000	1,830	1,348	- 481	-26%
Rural	Lifestyle	Lifestyle - Improved	230,000	900,000	3,230	4,445	1,216	38%
Rural	Lifestyle	Lifestyle - Improved	235,000	520,000	1,841	1,592	- 248	-13%
Rural	Lifestyle	Lifestyle - Improved	240,000	265,000	526	517	- 9	-2%
Rural	Lifestyle	Lifestyle - Improved	240,000	550,000	1,852	1,651	- 201	-11%
Rural	Lifestyle	Lifestyle - Improved	250,000	460,000	1,873	1,475	- 398	-21%
Rural	Lifestyle	Lifestyle - Improved	250,000	600,000	1,873	1,748	- 125	-7%
Rural	Lifestyle	Lifestyle - Improved	250,000	605,000	1,873	1,758	- 116	-6%
Rural	Lifestyle	Lifestyle - Improved	250,000	630,000	1,873	1,807	- 67	-4%
Rural	Lifestyle	Lifestyle - Improved	250,000	1,360,000	1,873	3,808	1,935	103%
Rural	Lifestyle	Lifestyle - Improved	250,000	1,505,000	547	2,935	2,388	436%
Rural	Lifestyle	Lifestyle - Improved	260,000	530,000	1,895	1,612	- 284	-15%
Rural	Lifestyle	Lifestyle - Improved	260,000	620,000	1,895	1,787	- 108	-6%
Rural	Lifestyle	Lifestyle - Improved	260,000	690,000	1,895	1,924	28	1%
Rural	Lifestyle	Lifestyle - Improved	260,000	890,000	1,895	2,314	418	22%
Rural	Lifestyle	Lifestyle - Improved	265,000	1,270,000	1,906	3,633	1,727	91%
Rural	Lifestyle	Lifestyle - Improved	270,000	420,000	1,917	1,397	- 520	-27%
Rural	Lifestyle	Lifestyle - Improved	270,000	500,000	1,917	1,553	- 364	-19%
Rural	Lifestyle	Lifestyle - Improved	270,000	520,000	1,917	1,592	- 325	-17%
Rural	Lifestyle	Lifestyle - Improved	270,000	540,000	1,917	1,631	- 286	-15%
Rural	Lifestyle	Lifestyle - Improved	270,000	620,000	1,917	1,787	- 130	-7%
Rural	Lifestyle	Lifestyle - Improved	270,000	630,000	591	1,229	637	108%
Rural	Lifestyle	Lifestyle - Improved	270,000	660,000	1,917	1,865	- 52	-3%
Rural	Lifestyle	Lifestyle - Improved	270,000	670,000	1,917	1,885	- 33	-2%
Rural	Lifestyle	Lifestyle - Improved	270,000	840,000	1,917	2,216	299	16%
Rural	Lifestyle	Lifestyle - Improved	270,000	840,000	1,917	2,216	299	16%
Rural	Lifestyle	Lifestyle - Improved	275,000	700,000	1,928	1,943	15	1%
Rural	Lifestyle	Lifestyle - Improved	275,000	710,000	1,928	1,963	35	2%
Rural	Lifestyle	Lifestyle - Improved	275,000	830,000	1,928	2,197	269	14%
Rural	Lifestyle	Lifestyle - Improved	278,000	498,000	1,935	1,549	- 385	-20%
Rural	Lifestyle	Lifestyle - Improved	280,000	425,000	1,939	1,407	- 532	-27%
Rural	Lifestyle	Lifestyle - Improved	280,000	640,000	1,939	1,826	- 113	-6%
Rural	Lifestyle	Lifestyle - Improved	280,000	660,000	1,939	1,865	- 74	-4%
Rural	Lifestyle	Lifestyle - Improved	280,000	680,000	1,939	1,904	- 35	-2%
Rural	Lifestyle	Lifestyle - Improved	280,000	730,000	1,939	2,002	63	3%
Rural	Lifestyle	Lifestyle - Improved	280,000	740,000	1,939	2,021	82	4%
Rural	Lifestyle	Lifestyle - Improved	280,000	780,000	1,939	2,099	160	8%
Rural	Lifestyle	Lifestyle - Improved	280,000	800,000	1,939	2,138	199	10%
Rural	Lifestyle	Lifestyle - Improved	280,000	870,000	1,939	2,275	336	17%
Rural	Lifestyle	Lifestyle - Improved	280,000	910,000	1,939	2,353	414	21%
Rural	Lifestyle	Lifestyle - Improved	280,000	1,380,000	1,939	3,269	1,330	69%
Rural	Lifestyle	Lifestyle - Improved	285,000	815,000	2,215	3,143	929	42%
Rural	Lifestyle	Lifestyle - Improved	285,000	1,010,000	1,950	2,548	598	31%
Rural	Lifestyle	Lifestyle - Improved	290,000	580,000	1,961	1,709	- 252	-13%
Rural	Lifestyle	Lifestyle - Improved	290,000	700,000	635	1,365	730	115%
Rural	Lifestyle	Lifestyle - Improved	290,000	710,000	1,961	1,963	2	0%
Rural	Lifestyle	Lifestyle - Improved	295,000	540,000	1,972	1,631	- 341	-17%
Rural	Lifestyle	Lifestyle - Improved	295,000	750,000	2,237	2,439	202	9%
Rural	Lifestyle	Lifestyle - Improved	300,000	515,000	1,983	1,582	- 401	-20%
Rural	Lifestyle	Lifestyle - Improved	300,000	570,000	1,983	1,690	- 293	-15%
Rural	Lifestyle	Lifestyle - Improved	300,000	580,000	2,086	1,812	- 274	-13%
Rural	Lifestyle	Lifestyle - Improved	300,000	590,000	1,983	1,729	- 254	-13%
Rural	Lifestyle	Lifestyle - Improved	300,000	620,000	2,080	1,884	- 196	-9%
Rural	Lifestyle	Lifestyle - Improved	300,000	630,000	1,983	1,807	- 176	-9%
Rural	Lifestyle	Lifestyle - Improved	300,000	635,000	1,983	1,816	- 166	-8%
Rural	Lifestyle	Lifestyle - Improved	300,000	700,000	1,983	1,943	- 40	-2%
Rural	Lifestyle	Lifestyle - Improved	300,000	750,000	1,983	2,041	58	3%
Rural	Lifestyle	Lifestyle - Improved	300,000	800,000	1,983	2,138	155	8%
Rural	Lifestyle	Lifestyle - Improved	300,000	840,000	2,445	3,256	811	33%
Rural	Lifestyle	Lifestyle - Improved	300,000	850,000	1,983	2,236	253	13%
Rural	Lifestyle	Lifestyle - Improved	300,000	910,000	1,983	2,353	370	19%
Rural	Lifestyle	Lifestyle - Improved	300,000	950,000	1,983	2,431	448	23%
Rural	Lifestyle	Lifestyle - Improved	300,000	950,000	1,983	2,431	448	23%
Rural	Lifestyle	Lifestyle - Improved	300,000	1,010,000	3,227	3,792	565	18%
Rural	Lifestyle	Lifestyle - Improved	300,000	1,040,000	3,227	3,850	623	19%
Rural	Lifestyle	Lifestyle - Improved	305,000	385,000	1,994	1,329	- 665	-33%
Rural	Lifestyle	Lifestyle - Improved	305,000	660,000	1,994	1,865	- 129	-6%
Rural	Lifestyle	Lifestyle - Improved	305,000	710,000	1,994	3,119	1,125	56%
Rural	Lifestyle	Lifestyle - Improved	310,000	520,000	2,270	1,990	- 279	-12%
Rural	Lifestyle	Lifestyle - Improved	310,000	570,000	2,005	1,690	- 315	-16%
Rural	Lifestyle	Lifestyle - Improved	310,000	750,000	2,005	2,041	36	2%
Rural	Lifestyle	Lifestyle - Improved	310,000	810,000	2,005	2,158	153	8%
Rural	Lifestyle	Lifestyle - Improved	310,000	820,000	2,005	2,177	172	9%
Rural	Lifestyle	Lifestyle - Improved	310,000	820,000	2,005	2,177	172	9%
Rural	Lifestyle	Lifestyle - Improved	310,000	910,000	2,005	2,353	348	17%
Rural	Lifestyle	Lifestyle - Improved	310,000	1,090,000	2,005	2,704	699	35%
Rural	Lifestyle	Lifestyle - Improved	310,000	1,320,000	2,005	3,152	1,148	57%
Rural	Lifestyle	Lifestyle - Improved	315,000	550,000	2,016	1,651	- 365	-18%
Rural	Lifestyle	Lifestyle - Improved	315,000	590,000	2,016	1,729	- 287	-14%
Rural	Lifestyle	Lifestyle - Improved	315,000	600,000	2,016	1,748	- 268	-13%
Rural	Lifestyle	Lifestyle - Improved	315,000	940,000	2,016	2,989	973	48%
Rural	Lifestyle	Lifestyle - Improved	320,000	570,000	2,027	1,690	- 337	-17%
Rural	Lifestyle	Lifestyle - Improved	320,000	600,000	2,027	1,748	- 279	-14%
Rural	Lifestyle	Lifestyle - Improved	320,000	620,000	2,027	1,787	- 240	-12%
Rural	Lifestyle	Lifestyle - Improved	320,000	630,000	3,162	2,943	- 219	-7%
Rural	Lifestyle	Lifestyle - Improved	320,000	640,000	3,162	2,962	- 200	-6%
Rural	Lifestyle	Lifestyle - Improved	320,000	650,000	2,027	1,846	- 181	-9%
Rural	Lifestyle	Lifestyle - Improved	320,000	690,000	2,136	2,033	- 103	-5%
Rural	Lifestyle	Lifestyle - Improved	320,000	700,000	3,162	3,079	- 83	-3%
Rural	Lifestyle	Lifestyle - Improved	320,000	730,000	2,027	2,002	- 25	-1%
Rural	Lifestyle	Lifestyle - Improved	320,000	740,000	2,027	2,021	- 6	0%



Rural	Lifestyle	Lifestyle - Improved	320,000	780,000	2,027	2,099	73	4%
Rural	Lifestyle	Lifestyle - Improved	320,000	830,000	4,671	4,975	304	7%
Rural	Lifestyle	Lifestyle - Improved	320,000	830,000	3,162	3,333	171	5%
Rural	Lifestyle	Lifestyle - Improved	320,000	830,000	2,027	2,197	170	8%
Rural	Lifestyle	Lifestyle - Improved	320,000	870,000	2,027	2,275	248	12%
Rural	Lifestyle	Lifestyle - Improved	320,000	880,000	2,027	2,294	268	13%
Rural	Lifestyle	Lifestyle - Improved	320,000	940,000	2,027	2,411	385	19%
Rural	Lifestyle	Lifestyle - Improved	320,000	940,000	2,027	2,411	385	19%
Rural	Lifestyle	Lifestyle - Improved	320,000	950,000	2,291	2,829	537	23%
Rural	Lifestyle	Lifestyle - Improved	320,000	1,000,000	2,027	2,528	502	25%
Rural	Lifestyle	Lifestyle - Improved	320,000	1,000,000	2,027	2,528	502	25%
Rural	Lifestyle	Lifestyle - Improved	320,000	1,010,000	2,027	2,548	521	26%
Rural	Lifestyle	Lifestyle - Improved	320,000	1,010,000	2,027	2,548	521	26%
Rural	Lifestyle	Lifestyle - Improved	320,000	1,220,000	2,027	2,957	931	46%
Rural	Lifestyle	Lifestyle - Improved	320,000	1,785,000	701	3,481	2,781	397%
Rural	Lifestyle	Lifestyle - Improved	325,000	580,000	2,038	1,709	-328	-16%
Rural	Lifestyle	Lifestyle - Improved	325,000	780,000	2,038	2,099	62	3%
Rural	Lifestyle	Lifestyle - Improved	325,000	1,075,000	2,038	2,675	637	31%
Rural	Lifestyle	Lifestyle - Improved	330,000	570,000	2,049	1,690	-359	-18%
Rural	Lifestyle	Lifestyle - Improved	330,000	600,000	2,162	1,861	-300	-14%
Rural	Lifestyle	Lifestyle - Improved	330,000	620,000	2,049	1,787	-261	-13%
Rural	Lifestyle	Lifestyle - Improved	330,000	630,000	2,049	1,807	-242	-12%
Rural	Lifestyle	Lifestyle - Improved	330,000	630,000	2,049	1,807	-242	-12%
Rural	Lifestyle	Lifestyle - Improved	330,000	640,000	2,049	1,826	-222	-11%
Rural	Lifestyle	Lifestyle - Improved	330,000	660,000	2,049	1,865	-183	-9%
Rural	Lifestyle	Lifestyle - Improved	330,000	670,000	2,557	2,393	-164	-6%
Rural	Lifestyle	Lifestyle - Improved	330,000	695,000	2,049	1,933	-115	-6%
Rural	Lifestyle	Lifestyle - Improved	330,000	700,000	2,557	2,451	-105	-4%
Rural	Lifestyle	Lifestyle - Improved	330,000	700,000	2,162	2,056	-105	-5%
Rural	Lifestyle	Lifestyle - Improved	330,000	750,000	2,049	2,041	-8	0%
Rural	Lifestyle	Lifestyle - Improved	330,000	760,000	2,049	2,060	12	1%
Rural	Lifestyle	Lifestyle - Improved	330,000	760,000	2,162	2,173	12	1%
Rural	Lifestyle	Lifestyle - Improved	330,000	770,000	2,049	2,080	31	2%
Rural	Lifestyle	Lifestyle - Improved	330,000	770,000	2,049	2,080	31	2%
Rural	Lifestyle	Lifestyle - Improved	330,000	780,000	2,049	2,099	51	2%
Rural	Lifestyle	Lifestyle - Improved	330,000	785,000	2,162	2,222	60	3%
Rural	Lifestyle	Lifestyle - Improved	330,000	790,000	2,162	2,232	70	3%
Rural	Lifestyle	Lifestyle - Improved	330,000	800,000	2,049	2,138	90	4%
Rural	Lifestyle	Lifestyle - Improved	330,000	800,000	2,049	2,138	90	4%
Rural	Lifestyle	Lifestyle - Improved	330,000	805,000	2,049	2,726	677	33%
Rural	Lifestyle	Lifestyle - Improved	330,000	820,000	2,049	2,177	129	6%
Rural	Lifestyle	Lifestyle - Improved	330,000	840,000	2,557	2,724	168	7%
Rural	Lifestyle	Lifestyle - Improved	330,000	850,000	2,049	2,236	187	9%
Rural	Lifestyle	Lifestyle - Improved	330,000	900,000	2,049	2,911	863	42%
Rural	Lifestyle	Lifestyle - Improved	330,000	910,000	2,049	2,353	304	15%
Rural	Lifestyle	Lifestyle - Improved	330,000	960,000	2,049	2,450	402	20%
Rural	Lifestyle	Lifestyle - Improved	330,000	960,000	2,049	2,450	402	20%
Rural	Lifestyle	Lifestyle - Improved	330,000	1,020,000	2,049	3,145	1,097	54%
Rural	Lifestyle	Lifestyle - Improved	330,000	1,020,000	2,049	3,145	1,097	54%
Rural	Lifestyle	Lifestyle - Improved	330,000	1,040,000	2,049	2,606	558	27%
Rural	Lifestyle	Lifestyle - Improved	330,000	1,040,000	2,049	2,606	558	27%
Rural	Lifestyle	Lifestyle - Improved	330,000	1,045,000	723	2,038	1,315	182%
Rural	Lifestyle	Lifestyle - Improved	330,000	1,060,000	2,162	3,336	1,175	54%
Rural	Lifestyle	Lifestyle - Improved	330,000	1,260,000	2,049	3,035	987	48%
Rural	Lifestyle	Lifestyle - Improved	330,000	1,310,000	2,162	3,246	1,084	50%
Rural	Lifestyle	Lifestyle - Improved	335,000	635,000	2,060	1,816	-243	-12%
Rural	Lifestyle	Lifestyle - Improved	335,000	970,000	2,060	2,470	410	20%
Rural	Lifestyle	Lifestyle - Improved	335,000	980,000	2,060	3,067	1,008	49%
Rural	Lifestyle	Lifestyle - Improved	335,000	1,065,000	2,060	2,655	595	29%
Rural	Lifestyle	Lifestyle - Improved	335,000	1,190,000	2,060	2,899	839	41%
Rural	Lifestyle	Lifestyle - Improved	340,000	580,000	2,335	2,107	-228	-10%
Rural	Lifestyle	Lifestyle - Improved	340,000	610,000	2,187	1,884	-303	-14%
Rural	Lifestyle	Lifestyle - Improved	340,000	630,000	2,070	1,807	-264	-13%
Rural	Lifestyle	Lifestyle - Improved	340,000	645,000	2,070	1,836	-235	-11%
Rural	Lifestyle	Lifestyle - Improved	340,000	660,000	2,070	1,865	-205	-10%
Rural	Lifestyle	Lifestyle - Improved	340,000	700,000	2,070	1,943	-127	-6%
Rural	Lifestyle	Lifestyle - Improved	340,000	700,000	2,070	1,943	-127	-6%
Rural	Lifestyle	Lifestyle - Improved	340,000	710,000	2,594	3,064	470	18%
Rural	Lifestyle	Lifestyle - Improved	340,000	720,000	2,070	1,982	-88	-4%
Rural	Lifestyle	Lifestyle - Improved	340,000	720,000	2,070	1,982	-88	-4%
Rural	Lifestyle	Lifestyle - Improved	340,000	750,000	2,070	2,041	-30	-1%
Rural	Lifestyle	Lifestyle - Improved	340,000	760,000	2,070	2,060	-10	0%
Rural	Lifestyle	Lifestyle - Improved	340,000	760,000	2,070	2,060	-10	0%
Rural	Lifestyle	Lifestyle - Improved	340,000	770,000	2,187	2,196	9	0%
Rural	Lifestyle	Lifestyle - Improved	340,000	780,000	3,206	3,235	30	1%
Rural	Lifestyle	Lifestyle - Improved	340,000	780,000	2,070	2,099	29	1%
Rural	Lifestyle	Lifestyle - Improved	340,000	800,000	2,594	3,240	646	25%
Rural	Lifestyle	Lifestyle - Improved	340,000	800,000	2,070	2,138	68	3%
Rural	Lifestyle	Lifestyle - Improved	340,000	840,000	2,070	2,216	146	7%
Rural	Lifestyle	Lifestyle - Improved	340,000	850,000	2,187	2,352	165	8%
Rural	Lifestyle	Lifestyle - Improved	340,000	850,000	2,070	2,814	743	36%
Rural	Lifestyle	Lifestyle - Improved	340,000	870,000	3,206	3,411	205	6%
Rural	Lifestyle	Lifestyle - Improved	340,000	880,000	2,070	2,294	224	11%
Rural	Lifestyle	Lifestyle - Improved	340,000	890,000	2,335	3,290	954	41%
Rural	Lifestyle	Lifestyle - Improved	340,000	900,000	2,187	2,450	263	12%
Rural	Lifestyle	Lifestyle - Improved	340,000	920,000	2,594	2,896	302	12%
Rural	Lifestyle	Lifestyle - Improved	340,000	950,000	2,070	2,431	360	17%
Rural	Lifestyle	Lifestyle - Improved	340,000	990,000	2,070	2,509	438	21%
Rural	Lifestyle	Lifestyle - Improved	340,000	1,000,000	2,594	3,052	458	18%
Rural	Lifestyle	Lifestyle - Improved	340,000	1,000,000	2,070	2,528	458	22%
Rural	Lifestyle	Lifestyle - Improved	340,000	1,030,000	2,187	2,703	516	24%

Rural	Lifestyle	Lifestyle - Improved	340,000	1,100,000	3,206	4,437	1,232	38%
Rural	Lifestyle	Lifestyle - Improved	340,000	1,120,000	2,070	2,762	692	33%
Rural	Lifestyle	Lifestyle - Improved	340,000	1,155,000	3,206	3,967	761	24%
Rural	Lifestyle	Lifestyle - Improved	340,000	1,200,000	2,187	3,035	848	39%
Rural	Lifestyle	Lifestyle - Improved	340,000	1,350,000	2,070	3,211	1,140	55%
Rural	Lifestyle	Lifestyle - Improved	340,000	1,560,000	2,070	4,198	2,128	103%
Rural	Lifestyle	Lifestyle - Improved	345,000	700,000	874	1,483	610	70%
Rural	Lifestyle	Lifestyle - Improved	345,000	750,000	2,081	2,041	-41	-2%
Rural	Lifestyle	Lifestyle - Improved	345,000	760,000	2,613	2,591	-21	-1%
Rural	Lifestyle	Lifestyle - Improved	345,000	770,000	2,081	2,080	-2	0%
Rural	Lifestyle	Lifestyle - Improved	345,000	810,000	2,081	2,158	76	4%
Rural	Lifestyle	Lifestyle - Improved	345,000	820,000	3,481	3,711	230	7%
Rural	Lifestyle	Lifestyle - Improved	345,000	850,000	2,200	2,354	154	7%
Rural	Lifestyle	Lifestyle - Improved	345,000	1,185,000	2,081	2,889	808	39%
Rural	Lifestyle	Lifestyle - Improved	345,000	1,205,000	2,081	2,928	847	41%
Rural	Lifestyle	Lifestyle - Improved	350,000	500,000	2,092	1,553	-539	-26%
Rural	Lifestyle	Lifestyle - Improved	350,000	540,000	3,492	3,165	-327	-9%
Rural	Lifestyle	Lifestyle - Improved	350,000	610,000	2,092	1,768	-325	-16%
Rural	Lifestyle	Lifestyle - Improved	350,000	630,000	2,631	2,346	-286	-11%
Rural	Lifestyle	Lifestyle - Improved	350,000	690,000	2,631	2,463	-169	-6%
Rural	Lifestyle	Lifestyle - Improved	350,000	690,000	2,212	2,043	-169	-8%
Rural	Lifestyle	Lifestyle - Improved	350,000	700,000	2,092	1,943	-149	-7%
Rural	Lifestyle	Lifestyle - Improved	350,000	700,000	2,631	2,482	-149	-6%
Rural	Lifestyle	Lifestyle - Improved	350,000	720,000	2,212	2,102	-110	-5%
Rural	Lifestyle	Lifestyle - Improved	350,000	720,000	2,631	2,521	-110	-4%
Rural	Lifestyle	Lifestyle - Improved	350,000	730,000	2,092	2,002	-91	-4%
Rural	Lifestyle	Lifestyle - Improved	350,000	740,000	2,631	2,560	-71	-3%
Rural	Lifestyle	Lifestyle - Improved	350,000	750,000	3,228	3,177	-51	-2%
Rural	Lifestyle	Lifestyle - Improved	350,000	750,000	3,601	3,683	82	2%
Rural	Lifestyle	Lifestyle - Improved	350,000	750,000	2,631	2,580	-52	-2%
Rural	Lifestyle	Lifestyle - Improved	350,000	790,000	3,601	3,761	160	4%
Rural	Lifestyle	Lifestyle - Improved	350,000	790,000	2,092	2,119	26	1%
Rural	Lifestyle	Lifestyle - Improved	350,000	800,000	2,092	2,716	624	30%
Rural	Lifestyle	Lifestyle - Improved	350,000	810,000	2,631	2,697	65	2%
Rural	Lifestyle	Lifestyle - Improved	350,000	820,000	3,766	3,852	86	2%
Rural	Lifestyle	Lifestyle - Improved	350,000	830,000	2,092	2,197	104	5%
Rural	Lifestyle	Lifestyle - Improved	350,000	830,000	2,092	2,197	104	5%
Rural	Lifestyle	Lifestyle - Improved	350,000	840,000	2,092	2,216	124	6%
Rural	Lifestyle	Lifestyle - Improved	350,000	850,000	2,631	2,775	143	5%
Rural	Lifestyle	Lifestyle - Improved	350,000	850,000	2,631	2,775	143	5%
Rural	Lifestyle	Lifestyle - Improved	350,000	850,000	2,212	2,356	143	6%
Rural	Lifestyle	Lifestyle - Improved	350,000	880,000	2,092	2,294	202	10%
Rural	Lifestyle	Lifestyle - Improved	350,000	890,000	3,601	3,956	355	10%
Rural	Lifestyle	Lifestyle - Improved	350,000	900,000	2,092	2,911	819	39%
Rural	Lifestyle	Lifestyle - Improved	350,000	910,000	2,092	2,353	260	12%
Rural	Lifestyle	Lifestyle - Improved	350,000	950,000	2,092	2,431	338	16%
Rural	Lifestyle	Lifestyle - Improved	350,000	1,020,000	2,212	2,687	475	21%
Rural	Lifestyle	Lifestyle - Improved	350,000	1,020,000	2,092	2,567	475	23%
Rural	Lifestyle	Lifestyle - Improved	350,000	1,020,000	2,092	2,567	475	23%
Rural	Lifestyle	Lifestyle - Improved	350,000	1,080,000	2,092	2,684	592	28%
Rural	Lifestyle	Lifestyle - Improved	350,000	1,120,000	2,092	2,762	670	32%
Rural	Lifestyle	Lifestyle - Improved	350,000	1,190,000	2,092	2,899	806	39%
Rural	Lifestyle	Lifestyle - Improved	350,000	1,250,000	2,092	3,016	923	44%
Rural	Lifestyle	Lifestyle - Improved	350,000	1,300,000	2,212	3,233	1,021	46%
Rural	Lifestyle	Lifestyle - Improved	350,000	1,310,000	2,092	3,711	1,618	77%
Rural	Lifestyle	Lifestyle - Improved	355,000	1,245,000	2,225	3,128	903	41%
Rural	Lifestyle	Lifestyle - Improved	360,000	600,000	2,114	1,748	-366	-17%
Rural	Lifestyle	Lifestyle - Improved	360,000	640,000	2,114	1,826	-288	-14%
Rural	Lifestyle	Lifestyle - Improved	360,000	650,000	2,114	1,846	-269	-13%
Rural	Lifestyle	Lifestyle - Improved	360,000	660,000	2,114	1,865	-249	-12%
Rural	Lifestyle	Lifestyle - Improved	360,000	670,000	2,379	2,283	-96	-4%
Rural	Lifestyle	Lifestyle - Improved	360,000	700,000	2,114	1,943	-171	-8%
Rural	Lifestyle	Lifestyle - Improved	360,000	710,000	2,669	2,517	-152	-6%
Rural	Lifestyle	Lifestyle - Improved	360,000	750,000	2,114	2,041	-74	-3%
Rural	Lifestyle	Lifestyle - Improved	360,000	800,000	2,114	2,138	24	1%
Rural	Lifestyle	Lifestyle - Improved	360,000	810,000	2,114	2,158	43	2%
Rural	Lifestyle	Lifestyle - Improved	360,000	820,000	3,358	3,421	63	2%
Rural	Lifestyle	Lifestyle - Improved	360,000	840,000	2,114	2,216	102	5%
Rural	Lifestyle	Lifestyle - Improved	360,000	860,000	2,114	2,255	141	7%
Rural	Lifestyle	Lifestyle - Improved	360,000	950,000	2,114	2,431	316	15%
Rural	Lifestyle	Lifestyle - Improved	360,000	980,000	2,114	2,489	375	18%
Rural	Lifestyle	Lifestyle - Improved	360,000	1,050,000	3,249	3,762	512	16%
Rural	Lifestyle	Lifestyle - Improved	360,000	1,190,000	9,578	11,519	1,941	20%
Rural	Lifestyle	Lifestyle - Improved	360,000	1,260,000	2,238	3,159	921	41%
Rural	Lifestyle	Lifestyle - Improved	360,000	1,400,000	2,669	3,863	1,194	45%
Rural	Lifestyle	Lifestyle - Improved	360,000	1,560,000	2,114	3,620	1,506	71%
Rural	Lifestyle	Lifestyle - Improved	360,000	1,735,000	2,114	4,540	2,425	115%
Rural	Lifestyle	Lifestyle - Improved	365,000	660,000	2,125	1,865	-260	-12%
Rural	Lifestyle	Lifestyle - Improved	365,000	750,000	2,125	2,041	-85	-4%
Rural	Lifestyle	Lifestyle - Improved	365,000	830,000	2,125	2,775	649	31%
Rural	Lifestyle	Lifestyle - Improved	365,000	910,000	2,125	2,353	228	11%
Rural	Lifestyle	Lifestyle - Improved	365,000	1,090,000	2,125	3,282	1,157	54%
Rural	Lifestyle	Lifestyle - Improved	365,500	840,000	2,126	2,216	90	4%
Rural	Lifestyle	Lifestyle - Improved	370,000	500,000	2,136	1,553	-583	-27%
Rural	Lifestyle	Lifestyle - Improved	370,000	620,000	2,136	1,787	-349	-16%
Rural	Lifestyle	Lifestyle - Improved	370,000	670,000	2,263	2,011	-251	-11%
Rural	Lifestyle	Lifestyle - Improved	370,000	680,000	2,136	1,904	-232	-11%
Rural	Lifestyle	Lifestyle - Improved	370,000	690,000	2,136	1,924	-212	-10%
Rural	Lifestyle	Lifestyle - Improved	370,000	720,000	2,136	1,982	-154	-7%
Rural	Lifestyle	Lifestyle - Improved	370,000	740,000	2,136	2,021	-115	-5%
Rural	Lifestyle	Lifestyle - Improved	370,000	740,000	2,136	2,021	-115	-5%

Rural	Lifestyle	Lifestyle - Improved	370,000	750,000	2,136	2,041	95	-4%
Rural	Lifestyle	Lifestyle - Improved	370,000	760,000	2,136	2,060	76	-4%
Rural	Lifestyle	Lifestyle - Improved	370,000	760,000	2,136	2,060	76	-4%
Rural	Lifestyle	Lifestyle - Improved	370,000	770,000	2,136	2,080	56	-3%
Rural	Lifestyle	Lifestyle - Improved	370,000	770,000	2,263	2,206	56	-2%
Rural	Lifestyle	Lifestyle - Improved	370,000	770,000	2,136	2,658	522	24%
Rural	Lifestyle	Lifestyle - Improved	370,000	830,000	3,271	3,333	61	2%
Rural	Lifestyle	Lifestyle - Improved	370,000	840,000	2,136	2,216	80	4%
Rural	Lifestyle	Lifestyle - Improved	370,000	850,000	2,136	2,236	100	5%
Rural	Lifestyle	Lifestyle - Improved	370,000	860,000	2,263	2,382	119	5%
Rural	Lifestyle	Lifestyle - Improved	370,000	870,000	2,136	2,853	717	34%
Rural	Lifestyle	Lifestyle - Improved	370,000	870,000	2,136	2,275	139	6%
Rural	Lifestyle	Lifestyle - Improved	370,000	870,000	2,136	2,853	717	34%
Rural	Lifestyle	Lifestyle - Improved	370,000	880,000	2,136	2,294	158	7%
Rural	Lifestyle	Lifestyle - Improved	370,000	890,000	2,263	2,440	178	8%
Rural	Lifestyle	Lifestyle - Improved	370,000	900,000	2,136	2,333	197	9%
Rural	Lifestyle	Lifestyle - Improved	370,000	920,000	2,136	2,372	236	11%
Rural	Lifestyle	Lifestyle - Improved	370,000	950,000	2,136	2,431	295	14%
Rural	Lifestyle	Lifestyle - Improved	370,000	1,000,000	2,136	2,528	392	18%
Rural	Lifestyle	Lifestyle - Improved	370,000	1,090,000	2,136	2,704	568	27%
Rural	Lifestyle	Lifestyle - Improved	370,000	1,100,000	2,263	2,850	587	26%
Rural	Lifestyle	Lifestyle - Improved	370,000	1,360,000	2,136	4,386	2,250	105%
Rural	Lifestyle	Lifestyle - Improved	375,000	780,000	2,147	2,099	48	-2%
Rural	Lifestyle	Lifestyle - Improved	375,000	780,000	2,147	2,099	48	-2%
Rural	Lifestyle	Lifestyle - Improved	375,000	800,000	2,275	2,267	9	0%
Rural	Lifestyle	Lifestyle - Improved	375,000	950,000	2,147	2,431	284	13%
Rural	Lifestyle	Lifestyle - Improved	375,000	1,025,000	2,147	2,577	430	20%
Rural	Lifestyle	Lifestyle - Improved	375,000	1,100,000	2,147	2,723	576	27%
Rural	Lifestyle	Lifestyle - Improved	375,000	1,220,000	2,147	2,957	810	38%
Rural	Lifestyle	Lifestyle - Improved	380,000	380,000	2,158	1,319	839	-39%
Rural	Lifestyle	Lifestyle - Improved	380,000	560,000	2,158	1,670	488	-23%
Rural	Lifestyle	Lifestyle - Improved	380,000	620,000	3,667	3,429	238	-6%
Rural	Lifestyle	Lifestyle - Improved	380,000	730,000	2,288	2,132	156	-7%
Rural	Lifestyle	Lifestyle - Improved	380,000	740,000	2,158	2,021	137	-6%
Rural	Lifestyle	Lifestyle - Improved	380,000	780,000	2,158	2,099	59	-3%
Rural	Lifestyle	Lifestyle - Improved	380,000	790,000	2,158	2,119	39	-2%
Rural	Lifestyle	Lifestyle - Improved	380,000	790,000	2,423	3,095	672	28%
Rural	Lifestyle	Lifestyle - Improved	380,000	830,000	3,667	3,839	172	5%
Rural	Lifestyle	Lifestyle - Improved	380,000	850,000	2,158	2,236	78	4%
Rural	Lifestyle	Lifestyle - Improved	380,000	920,000	3,293	3,508	215	7%
Rural	Lifestyle	Lifestyle - Improved	380,000	970,000	2,158	2,470	312	14%
Rural	Lifestyle	Lifestyle - Improved	380,000	1,010,000	3,293	4,262	969	29%
Rural	Lifestyle	Lifestyle - Improved	380,000	1,360,000	2,158	3,230	1,072	50%
Rural	Lifestyle	Lifestyle - Improved	380,000	1,400,000	2,158	3,886	1,728	80%
Rural	Lifestyle	Lifestyle - Improved	385,000	570,000	2,434	2,088	346	-14%
Rural	Lifestyle	Lifestyle - Improved	385,000	720,000	2,169	1,982	187	-9%
Rural	Lifestyle	Lifestyle - Improved	385,000	740,000	2,301	2,153	148	-6%
Rural	Lifestyle	Lifestyle - Improved	385,000	780,000	2,169	2,099	70	-3%
Rural	Lifestyle	Lifestyle - Improved	385,000	800,000	843	1,560	717	85%
Rural	Lifestyle	Lifestyle - Improved	385,000	800,000	2,169	2,138	31	-1%
Rural	Lifestyle	Lifestyle - Improved	385,000	820,000	2,762	2,770	8	0%
Rural	Lifestyle	Lifestyle - Improved	385,000	820,000	2,301	2,309	8	0%
Rural	Lifestyle	Lifestyle - Improved	385,000	830,000	2,169	2,197	28	1%
Rural	Lifestyle	Lifestyle - Improved	385,000	840,000	3,569	3,750	181	5%
Rural	Lifestyle	Lifestyle - Improved	385,000	840,000	2,301	2,348	47	2%
Rural	Lifestyle	Lifestyle - Improved	385,000	850,000	2,169	2,236	67	3%
Rural	Lifestyle	Lifestyle - Improved	385,000	870,000	2,169	2,275	106	5%
Rural	Lifestyle	Lifestyle - Improved	385,000	880,000	2,301	2,426	125	5%
Rural	Lifestyle	Lifestyle - Improved	385,000	940,000	2,169	2,411	242	11%
Rural	Lifestyle	Lifestyle - Improved	385,000	940,000	2,169	2,411	242	11%
Rural	Lifestyle	Lifestyle - Improved	385,000	940,000	2,169	2,411	242	11%
Rural	Lifestyle	Lifestyle - Improved	385,000	1,010,000	2,301	2,680	379	16%
Rural	Lifestyle	Lifestyle - Improved	385,000	1,120,000	3,413	4,006	593	17%
Rural	Lifestyle	Lifestyle - Improved	385,000	1,510,000	2,169	3,523	1,354	62%
Rural	Lifestyle	Lifestyle - Improved	390,000	490,000	2,180	1,534	646	-30%
Rural	Lifestyle	Lifestyle - Improved	390,000	775,000	2,180	2,089	91	-4%
Rural	Lifestyle	Lifestyle - Improved	390,000	780,000	2,180	2,099	81	-4%
Rural	Lifestyle	Lifestyle - Improved	390,000	790,000	2,180	2,119	61	-3%
Rural	Lifestyle	Lifestyle - Improved	390,000	850,000	2,180	2,236	56	3%
Rural	Lifestyle	Lifestyle - Improved	390,000	930,000	2,180	2,392	212	10%
Rural	Lifestyle	Lifestyle - Improved	390,000	950,000	3,315	3,567	252	8%
Rural	Lifestyle	Lifestyle - Improved	390,000	970,000	2,180	2,470	290	13%
Rural	Lifestyle	Lifestyle - Improved	390,000	980,000	2,313	2,623	309	13%
Rural	Lifestyle	Lifestyle - Improved	390,000	1,100,000	2,180	2,723	543	25%
Rural	Lifestyle	Lifestyle - Improved	390,000	1,120,000	2,180	2,762	582	27%
Rural	Lifestyle	Lifestyle - Improved	390,000	1,150,000	3,315	3,957	642	19%
Rural	Lifestyle	Lifestyle - Improved	390,000	1,360,000	2,180	3,230	1,050	48%
Rural	Lifestyle	Lifestyle - Improved	395,000	910,000	2,191	2,931	740	34%
Rural	Lifestyle	Lifestyle - Improved	395,000	950,000	2,326	2,566	240	10%
Rural	Lifestyle	Lifestyle - Improved	395,000	970,000	2,191	2,470	279	13%
Rural	Lifestyle	Lifestyle - Improved	400,000	640,000	2,202	1,826	376	-17%
Rural	Lifestyle	Lifestyle - Improved	400,000	700,000	2,202	1,943	259	-12%
Rural	Lifestyle	Lifestyle - Improved	400,000	710,000	2,202	1,963	239	-11%
Rural	Lifestyle	Lifestyle - Improved	400,000	740,000	2,202	2,021	181	-8%
Rural	Lifestyle	Lifestyle - Improved	400,000	750,000	2,202	2,041	161	-7%
Rural	Lifestyle	Lifestyle - Improved	400,000	750,000	2,202	2,041	161	-7%
Rural	Lifestyle	Lifestyle - Improved	400,000	770,000	2,202	2,080	122	-6%
Rural	Lifestyle	Lifestyle - Improved	400,000	790,000	2,339	2,834	495	21%
Rural	Lifestyle	Lifestyle - Improved	400,000	830,000	2,202	2,197	5	0%
Rural	Lifestyle	Lifestyle - Improved	400,000	850,000	2,202	2,236	34	2%

Rural	Lifestyle	Lifestyle - Improved	400,000	870,000	2,202	2,275	73	3%
Rural	Lifestyle	Lifestyle - Improved	400,000	890,000	3,337	3,450	113	3%
Rural	Lifestyle	Lifestyle - Improved	400,000	910,000	2,202	2,353	151	7%
Rural	Lifestyle	Lifestyle - Improved	400,000	930,000	2,339	2,529	190	8%
Rural	Lifestyle	Lifestyle - Improved	400,000	950,000	2,202	2,431	229	10%
Rural	Lifestyle	Lifestyle - Improved	400,000	970,000	2,202	2,470	268	12%
Rural	Lifestyle	Lifestyle - Improved	400,000	1,010,000	2,339	2,685	346	15%
Rural	Lifestyle	Lifestyle - Improved	400,000	1,030,000	2,202	2,587	385	17%
Rural	Lifestyle	Lifestyle - Improved	400,000	1,040,000	2,339	2,743	404	17%
Rural	Lifestyle	Lifestyle - Improved	400,000	1,075,000	2,202	2,675	473	21%
Rural	Lifestyle	Lifestyle - Improved	400,000	1,080,000	2,202	2,684	482	22%
Rural	Lifestyle	Lifestyle - Improved	400,000	1,090,000	2,202	2,704	502	23%
Rural	Lifestyle	Lifestyle - Improved	400,000	1,115,000	2,202	2,753	551	25%
Rural	Lifestyle	Lifestyle - Improved	400,000	1,145,000	2,202	2,811	609	28%
Rural	Lifestyle	Lifestyle - Improved	400,000	1,175,000	2,202	2,870	668	30%
Rural	Lifestyle	Lifestyle - Improved	400,000	1,200,000	2,202	2,918	716	33%
Rural	Lifestyle	Lifestyle - Improved	400,000	1,225,000	2,202	2,967	765	35%
Rural	Lifestyle	Lifestyle - Improved	400,000	1,300,000	2,202	3,113	911	41%
Rural	Lifestyle	Lifestyle - Improved	400,000	1,340,000	3,337	4,327	990	30%
Rural	Lifestyle	Lifestyle - Improved	400,000	1,440,000	2,202	3,964	1,763	80%
Rural	Lifestyle	Lifestyle - Improved	400,000	1,920,000	2,202	4,322	2,121	96%
Rural	Lifestyle	Lifestyle - Improved	400,000	2,380,000	2,202	5,798	3,596	163%
Rural	Lifestyle	Lifestyle - Improved	410,000	560,000	898	1,092	194	22%
Rural	Lifestyle	Lifestyle - Improved	410,000	760,000	2,224	2,060	-164	-7%
Rural	Lifestyle	Lifestyle - Improved	410,000	840,000	2,224	2,216	8	0%
Rural	Lifestyle	Lifestyle - Improved	410,000	905,000	2,224	2,343	119	5%
Rural	Lifestyle	Lifestyle - Improved	410,000	950,000	2,489	2,829	340	14%
Rural	Lifestyle	Lifestyle - Improved	410,000	960,000	2,224	3,028	804	36%
Rural	Lifestyle	Lifestyle - Improved	410,000	1,150,000	2,224	2,821	597	27%
Rural	Lifestyle	Lifestyle - Improved	410,000	1,260,000	2,224	3,035	812	36%
Rural	Lifestyle	Lifestyle - Improved	410,000	1,320,000	2,224	4,886	2,663	120%
Rural	Lifestyle	Lifestyle - Improved	410,000	1,330,000	2,224	3,172	948	43%
Rural	Lifestyle	Lifestyle - Improved	410,000	1,340,000	2,224	3,191	968	44%
Rural	Lifestyle	Lifestyle - Improved	410,000	1,400,000	2,224	3,308	1,085	49%
Rural	Lifestyle	Lifestyle - Improved	410,000	2,135,000	2,224	5,320	3,096	139%
Rural	Lifestyle	Lifestyle - Improved	415,000	720,000	2,235	1,982	-253	-11%
Rural	Lifestyle	Lifestyle - Improved	415,000	730,000	2,377	2,144	-233	-10%
Rural	Lifestyle	Lifestyle - Improved	415,000	900,000	2,235	2,333	99	4%
Rural	Lifestyle	Lifestyle - Improved	415,000	930,000	2,235	2,392	157	7%
Rural	Lifestyle	Lifestyle - Improved	415,000	1,140,000	2,235	2,801	567	25%
Rural	Lifestyle	Lifestyle - Improved	415,000	1,150,000	2,235	2,821	586	26%
Rural	Lifestyle	Lifestyle - Improved	415,000	1,190,000	2,235	2,899	664	30%
Rural	Lifestyle	Lifestyle - Improved	415,000	1,300,000	2,802	3,681	879	31%
Rural	Lifestyle	Lifestyle - Improved	415,000	1,595,000	2,235	4,267	2,032	91%
Rural	Lifestyle	Lifestyle - Improved	420,000	610,000	2,246	1,768	-478	-21%
Rural	Lifestyle	Lifestyle - Improved	420,000	620,000	2,246	1,787	-458	-20%
Rural	Lifestyle	Lifestyle - Improved	420,000	650,000	2,246	1,846	-400	-18%
Rural	Lifestyle	Lifestyle - Improved	420,000	690,000	2,246	1,924	-322	-14%
Rural	Lifestyle	Lifestyle - Improved	420,000	790,000	4,028	3,901	-126	-3%
Rural	Lifestyle	Lifestyle - Improved	420,000	800,000	2,892	3,363	471	16%
Rural	Lifestyle	Lifestyle - Improved	420,000	820,000	2,389	2,321	-68	-3%
Rural	Lifestyle	Lifestyle - Improved	420,000	870,000	2,246	2,275	29	1%
Rural	Lifestyle	Lifestyle - Improved	420,000	870,000	2,246	2,275	29	1%
Rural	Lifestyle	Lifestyle - Improved	420,000	940,000	2,246	2,411	166	7%
Rural	Lifestyle	Lifestyle - Improved	420,000	950,000	2,246	2,431	185	8%
Rural	Lifestyle	Lifestyle - Improved	420,000	1,000,000	2,246	2,528	283	13%
Rural	Lifestyle	Lifestyle - Improved	420,000	1,000,000	2,246	2,528	283	13%
Rural	Lifestyle	Lifestyle - Improved	420,000	1,000,000	2,389	2,672	283	12%
Rural	Lifestyle	Lifestyle - Improved	420,000	1,000,000	2,246	3,106	861	38%
Rural	Lifestyle	Lifestyle - Improved	420,000	1,025,000	2,246	2,577	331	15%
Rural	Lifestyle	Lifestyle - Improved	420,000	1,080,000	2,246	3,262	1,017	45%
Rural	Lifestyle	Lifestyle - Improved	420,000	1,100,000	2,246	2,723	478	21%
Rural	Lifestyle	Lifestyle - Improved	420,000	1,165,000	2,246	2,850	604	27%
Rural	Lifestyle	Lifestyle - Improved	420,000	1,530,000	2,246	4,140	1,894	84%
Rural	Lifestyle	Lifestyle - Improved	425,000	790,000	2,402	2,264	-138	-6%
Rural	Lifestyle	Lifestyle - Improved	425,000	790,000	2,257	2,119	-138	-6%
Rural	Lifestyle	Lifestyle - Improved	425,000	810,000	2,257	2,158	-99	-4%
Rural	Lifestyle	Lifestyle - Improved	425,000	1,050,000	2,257	2,626	369	16%
Rural	Lifestyle	Lifestyle - Improved	425,000	1,180,000	2,257	2,879	623	28%
Rural	Lifestyle	Lifestyle - Improved	425,000	1,190,000	2,257	2,899	642	28%
Rural	Lifestyle	Lifestyle - Improved	425,000	1,200,000	2,257	2,918	662	29%
Rural	Lifestyle	Lifestyle - Improved	425,000	1,250,000	2,257	3,016	759	34%
Rural	Lifestyle	Lifestyle - Improved	425,000	1,270,000	2,257	3,055	798	35%
Rural	Lifestyle	Lifestyle - Improved	430,000	680,000	2,268	1,904	-363	-16%
Rural	Lifestyle	Lifestyle - Improved	430,000	720,000	2,268	1,982	-285	-13%
Rural	Lifestyle	Lifestyle - Improved	430,000	830,000	2,268	2,197	-71	-3%
Rural	Lifestyle	Lifestyle - Improved	430,000	840,000	2,268	2,216	-51	-2%
Rural	Lifestyle	Lifestyle - Improved	430,000	890,000	2,268	2,314	46	2%
Rural	Lifestyle	Lifestyle - Improved	430,000	1,050,000	2,268	2,626	358	16%
Rural	Lifestyle	Lifestyle - Improved	430,000	1,050,000	2,268	2,626	358	16%
Rural	Lifestyle	Lifestyle - Improved	430,000	1,050,000	2,268	2,626	358	16%
Rural	Lifestyle	Lifestyle - Improved	430,000	1,080,000	2,415	2,831	417	17%
Rural	Lifestyle	Lifestyle - Improved	430,000	1,140,000	2,415	2,948	534	22%
Rural	Lifestyle	Lifestyle - Improved	430,000	1,170,000	2,268	2,860	592	26%
Rural	Lifestyle	Lifestyle - Improved	430,000	1,210,000	2,268	2,938	670	30%
Rural	Lifestyle	Lifestyle - Improved	430,000	1,240,000	2,268	2,996	729	32%
Rural	Lifestyle	Lifestyle - Improved	430,000	1,300,000	2,415	3,261	846	35%
Rural	Lifestyle	Lifestyle - Improved	430,000	1,300,000	2,268	3,113	846	37%
Rural	Lifestyle	Lifestyle - Improved	430,000	1,550,000	2,268	3,601	1,333	59%
Rural	Lifestyle	Lifestyle - Improved	435,000	700,000	2,427	2,092	-335	-14%
Rural	Lifestyle	Lifestyle - Improved	435,000	1,385,000	2,278	3,279	1,001	44%

Rural	Lifestyle	Lifestyle - Improved	440,000	730,000	2,289	2,002	-288	-13%
Rural	Lifestyle	Lifestyle - Improved	440,000	750,000	4,102	3,854	-248	-6%
Rural	Lifestyle	Lifestyle - Improved	440,000	750,000	2,967	3,296	329	11%
Rural	Lifestyle	Lifestyle - Improved	440,000	770,000	2,289	2,080	-210	-9%
Rural	Lifestyle	Lifestyle - Improved	440,000	830,000	3,425	3,333	-92	-3%
Rural	Lifestyle	Lifestyle - Improved	440,000	900,000	2,440	2,484	44	2%
Rural	Lifestyle	Lifestyle - Improved	440,000	900,000	2,289	2,333	44	2%
Rural	Lifestyle	Lifestyle - Improved	440,000	920,000	2,289	2,372	83	4%
Rural	Lifestyle	Lifestyle - Improved	440,000	950,000	2,440	2,581	141	6%
Rural	Lifestyle	Lifestyle - Improved	440,000	950,000	2,289	2,431	141	6%
Rural	Lifestyle	Lifestyle - Improved	440,000	960,000	2,289	2,450	161	7%
Rural	Lifestyle	Lifestyle - Improved	440,000	980,000	2,289	2,489	200	9%
Rural	Lifestyle	Lifestyle - Improved	440,000	980,000	2,289	2,489	200	9%
Rural	Lifestyle	Lifestyle - Improved	440,000	1,220,000	2,554	3,355	801	31%
Rural	Lifestyle	Lifestyle - Improved	440,000	1,220,000	2,289	2,957	668	29%
Rural	Lifestyle	Lifestyle - Improved	440,000	1,230,000	2,289	2,977	687	30%
Rural	Lifestyle	Lifestyle - Improved	440,000	1,270,000	2,289	3,055	765	33%
Rural	Lifestyle	Lifestyle - Improved	440,000	1,290,000	2,289	3,094	804	35%
Rural	Lifestyle	Lifestyle - Improved	440,000	1,370,000	3,689	4,784	1,094	30%
Rural	Lifestyle	Lifestyle - Improved	440,000	1,380,000	2,289	3,269	980	43%
Rural	Lifestyle	Lifestyle - Improved	440,000	1,430,000	2,289	3,367	1,077	47%
Rural	Lifestyle	Lifestyle - Improved	440,000	1,720,000	2,289	4,510	2,221	97%
Rural	Lifestyle	Lifestyle - Improved	445,000	790,000	2,453	2,271	-182	-7%
Rural	Lifestyle	Lifestyle - Improved	445,000	825,000	2,868	2,755	-113	-4%
Rural	Lifestyle	Lifestyle - Improved	445,000	1,300,000	2,300	3,113	813	35%
Rural	Lifestyle	Lifestyle - Improved	445,000	1,340,000	2,453	3,344	891	36%
Rural	Lifestyle	Lifestyle - Improved	450,000	570,000	2,311	1,690	-622	-27%
Rural	Lifestyle	Lifestyle - Improved	450,000	720,000	2,311	1,982	-329	-14%
Rural	Lifestyle	Lifestyle - Improved	450,000	750,000	2,311	2,041	-271	-12%
Rural	Lifestyle	Lifestyle - Improved	450,000	750,000	2,311	2,041	-271	-12%
Rural	Lifestyle	Lifestyle - Improved	450,000	750,000	985	1,463	477	48%
Rural	Lifestyle	Lifestyle - Improved	450,000	790,000	3,004	2,812	-193	-6%
Rural	Lifestyle	Lifestyle - Improved	450,000	820,000	2,576	2,575	-1	0%
Rural	Lifestyle	Lifestyle - Improved	450,000	840,000	2,311	2,794	483	21%
Rural	Lifestyle	Lifestyle - Improved	450,000	850,000	2,311	2,236	-76	-3%
Rural	Lifestyle	Lifestyle - Improved	450,000	850,000	3,711	3,770	58	2%
Rural	Lifestyle	Lifestyle - Improved	450,000	850,000	2,311	2,236	-76	-3%
Rural	Lifestyle	Lifestyle - Improved	450,000	850,000	2,311	2,236	-76	-3%
Rural	Lifestyle	Lifestyle - Improved	450,000	920,000	2,311	2,372	61	3%
Rural	Lifestyle	Lifestyle - Improved	450,000	930,000	3,446	4,106	659	19%
Rural	Lifestyle	Lifestyle - Improved	450,000	990,000	2,311	2,509	197	9%
Rural	Lifestyle	Lifestyle - Improved	450,000	1,140,000	985	2,223	1,238	126%
Rural	Lifestyle	Lifestyle - Improved	450,000	1,150,000	2,311	2,821	509	22%
Rural	Lifestyle	Lifestyle - Improved	450,000	1,180,000	2,311	2,879	568	25%
Rural	Lifestyle	Lifestyle - Improved	450,000	1,400,000	2,311	3,308	997	43%
Rural	Lifestyle	Lifestyle - Improved	450,000	1,740,000	2,311	3,971	1,660	72%
Rural	Lifestyle	Lifestyle - Improved	455,000	720,000	2,322	1,982	-340	-15%
Rural	Lifestyle	Lifestyle - Improved	455,000	830,000	2,322	2,197	-126	-5%
Rural	Lifestyle	Lifestyle - Improved	455,000	835,000	2,478	2,362	-116	-5%
Rural	Lifestyle	Lifestyle - Improved	455,000	950,000	2,322	2,431	108	5%
Rural	Lifestyle	Lifestyle - Improved	455,000	980,000	2,478	3,223	745	30%
Rural	Lifestyle	Lifestyle - Improved	455,000	1,000,000	2,478	2,684	206	8%
Rural	Lifestyle	Lifestyle - Improved	455,000	1,170,000	2,322	2,860	538	23%
Rural	Lifestyle	Lifestyle - Improved	455,000	1,280,000	2,322	3,074	752	32%
Rural	Lifestyle	Lifestyle - Improved	455,000	1,310,000	4,593	5,405	812	18%
Rural	Lifestyle	Lifestyle - Improved	455,000	1,310,000	2,322	3,133	811	35%
Rural	Lifestyle	Lifestyle - Improved	455,000	1,345,000	996	2,623	1,627	163%
Rural	Lifestyle	Lifestyle - Improved	460,000	770,000	2,333	2,080	-254	-11%
Rural	Lifestyle	Lifestyle - Improved	460,000	830,000	2,333	2,197	-137	-6%
Rural	Lifestyle	Lifestyle - Improved	460,000	905,000	2,491	2,500	10	0%
Rural	Lifestyle	Lifestyle - Improved	460,000	950,000	2,491	2,588	98	4%
Rural	Lifestyle	Lifestyle - Improved	460,000	970,000	2,333	2,470	137	6%
Rural	Lifestyle	Lifestyle - Improved	460,000	1,000,000	2,491	2,686	195	8%
Rural	Lifestyle	Lifestyle - Improved	460,000	1,000,000	2,491	2,686	195	8%
Rural	Lifestyle	Lifestyle - Improved	460,000	1,000,000	2,333	2,528	195	8%
Rural	Lifestyle	Lifestyle - Improved	460,000	1,010,000	2,333	3,126	793	34%
Rural	Lifestyle	Lifestyle - Improved	460,000	1,020,000	2,333	2,567	234	10%
Rural	Lifestyle	Lifestyle - Improved	460,000	1,140,000	2,333	3,379	1,046	45%
Rural	Lifestyle	Lifestyle - Improved	460,000	1,160,000	2,333	2,840	507	22%
Rural	Lifestyle	Lifestyle - Improved	460,000	1,230,000	2,333	2,977	644	28%
Rural	Lifestyle	Lifestyle - Improved	460,000	1,920,000	2,491	4,480	1,989	80%
Rural	Lifestyle	Lifestyle - Improved	463,000	689,000	2,340	1,922	-418	-18%
Rural	Lifestyle	Lifestyle - Improved	465,000	700,000	3,639	3,238	-400	-11%
Rural	Lifestyle	Lifestyle - Improved	465,000	720,000	4,195	3,834	-361	-9%
Rural	Lifestyle	Lifestyle - Improved	465,000	905,000	2,344	2,343	-1	0%
Rural	Lifestyle	Lifestyle - Improved	465,000	1,080,000	2,503	2,843	340	14%
Rural	Lifestyle	Lifestyle - Improved	470,000	720,000	2,355	1,982	-373	-16%
Rural	Lifestyle	Lifestyle - Improved	470,000	730,000	2,355	2,002	-353	-15%
Rural	Lifestyle	Lifestyle - Improved	470,000	835,000	2,355	2,206	-149	-6%
Rural	Lifestyle	Lifestyle - Improved	470,000	840,000	2,355	2,216	-139	-6%
Rural	Lifestyle	Lifestyle - Improved	470,000	850,000	3,079	2,959	-119	-4%
Rural	Lifestyle	Lifestyle - Improved	470,000	880,000	2,355	2,294	-61	-3%
Rural	Lifestyle	Lifestyle - Improved	470,000	890,000	2,516	2,475	-41	-2%
Rural	Lifestyle	Lifestyle - Improved	470,000	900,000	2,355	2,333	-22	-1%
Rural	Lifestyle	Lifestyle - Improved	470,000	960,000	2,355	2,450	95	4%
Rural	Lifestyle	Lifestyle - Improved	470,000	970,000	2,355	2,470	115	5%
Rural	Lifestyle	Lifestyle - Improved	470,000	970,000	3,490	3,606	115	3%
Rural	Lifestyle	Lifestyle - Improved	470,000	970,000	2,355	2,470	115	5%
Rural	Lifestyle	Lifestyle - Improved	470,000	1,000,000	2,355	2,528	173	7%
Rural	Lifestyle	Lifestyle - Improved	470,000	1,000,000	2,355	2,528	173	7%
Rural	Lifestyle	Lifestyle - Improved	470,000	1,030,000	2,355	2,587	232	10%



Rural	Lifestyle	Lifestyle - Improved	470,000	1,040,000	2,355	2,606	251	11%
Rural	Lifestyle	Lifestyle - Improved	470,000	1,050,000	2,355	2,626	271	11%
Rural	Lifestyle	Lifestyle - Improved	470,000	1,050,000	2,355	2,626	271	11%
Rural	Lifestyle	Lifestyle - Improved	470,000	1,050,000	2,355	2,626	271	11%
Rural	Lifestyle	Lifestyle - Improved	470,000	1,130,000	3,755	4,316	561	15%
Rural	Lifestyle	Lifestyle - Improved	470,000	1,480,000	2,620	4,440	1,820	69%
Rural	Lifestyle	Lifestyle - Improved	470,000	1,600,000	2,516	3,859	1,343	53%
Rural	Lifestyle	Lifestyle - Improved	470,000	1,840,000	3,599	5,410	1,811	50%
Rural	Lifestyle	Lifestyle - Improved	475,000	560,000	2,366	1,670	-696	-29%
Rural	Lifestyle	Lifestyle - Improved	475,000	840,000	2,529	2,379	-150	-6%
Rural	Lifestyle	Lifestyle - Improved	475,000	880,000	2,529	2,457	-72	-3%
Rural	Lifestyle	Lifestyle - Improved	475,000	1,000,000	2,366	2,528	162	7%
Rural	Lifestyle	Lifestyle - Improved	475,000	1,000,000	2,366	2,528	162	7%
Rural	Lifestyle	Lifestyle - Improved	475,000	1,150,000	3,664	4,119	456	12%
Rural	Lifestyle	Lifestyle - Improved	480,000	700,000	2,377	1,943	-434	-18%
Rural	Lifestyle	Lifestyle - Improved	480,000	775,000	2,541	2,254	-288	-11%
Rural	Lifestyle	Lifestyle - Improved	480,000	870,000	2,377	2,275	-102	-4%
Rural	Lifestyle	Lifestyle - Improved	480,000	870,000	2,377	2,275	-102	-4%
Rural	Lifestyle	Lifestyle - Improved	480,000	880,000	2,541	2,459	-83	-3%
Rural	Lifestyle	Lifestyle - Improved	480,000	880,000	2,377	2,294	-83	-3%
Rural	Lifestyle	Lifestyle - Improved	480,000	930,000	2,541	2,556	15	1%
Rural	Lifestyle	Lifestyle - Improved	480,000	940,000	2,541	3,154	612	24%
Rural	Lifestyle	Lifestyle - Improved	480,000	950,000	2,377	2,431	54	2%
Rural	Lifestyle	Lifestyle - Improved	480,000	1,000,000	3,116	3,267	151	5%
Rural	Lifestyle	Lifestyle - Improved	480,000	1,010,000	2,377	2,548	171	7%
Rural	Lifestyle	Lifestyle - Improved	480,000	1,020,000	2,377	2,567	190	8%
Rural	Lifestyle	Lifestyle - Improved	480,000	1,030,000	2,541	2,751	210	8%
Rural	Lifestyle	Lifestyle - Improved	480,000	1,030,000	2,806	3,727	921	33%
Rural	Lifestyle	Lifestyle - Improved	480,000	1,050,000	2,377	2,626	249	10%
Rural	Lifestyle	Lifestyle - Improved	480,000	1,090,000	2,541	2,868	327	13%
Rural	Lifestyle	Lifestyle - Improved	480,000	1,210,000	2,377	2,938	561	24%
Rural	Lifestyle	Lifestyle - Improved	480,000	1,280,000	3,512	4,210	698	20%
Rural	Lifestyle	Lifestyle - Improved	480,000	1,360,000	2,377	3,230	853	36%
Rural	Lifestyle	Lifestyle - Improved	480,000	1,380,000	2,377	3,269	892	38%
Rural	Lifestyle	Lifestyle - Improved	480,000	1,400,000	3,777	4,842	1,065	28%
Rural	Lifestyle	Lifestyle - Improved	480,000	1,450,000	3,224	3,974	750	23%
Rural	Lifestyle	Lifestyle - Improved	480,000	1,600,000	2,377	3,698	1,321	56%
Rural	Lifestyle	Lifestyle - Improved	480,000	1,700,000	3,512	5,607	2,095	60%
Rural	Lifestyle	Lifestyle - Improved	480,000	2,070,000	16,216	19,167	2,951	18%
Rural	Lifestyle	Lifestyle - Improved	482,000	1,260,000	2,381	3,035	654	27%
Rural	Lifestyle	Lifestyle - Improved	490,000	890,000	2,567	2,481	-85	-3%
Rural	Lifestyle	Lifestyle - Improved	490,000	895,000	2,399	2,323	-75	-3%
Rural	Lifestyle	Lifestyle - Improved	490,000	940,000	2,399	2,411	12	1%
Rural	Lifestyle	Lifestyle - Improved	490,000	960,000	3,534	3,586	52	1%
Rural	Lifestyle	Lifestyle - Improved	490,000	1,125,000	5,043	6,128	1,085	22%
Rural	Lifestyle	Lifestyle - Improved	490,000	1,160,000	1,073	2,262	1,189	111%
Rural	Lifestyle	Lifestyle - Improved	490,000	1,175,000	2,399	2,870	471	20%
Rural	Lifestyle	Lifestyle - Improved	490,000	1,380,000	2,399	3,269	870	36%
Rural	Lifestyle	Lifestyle - Improved	495,000	800,000	2,579	2,308	-272	-11%
Rural	Lifestyle	Lifestyle - Improved	495,000	870,000	2,410	2,275	-135	-6%
Rural	Lifestyle	Lifestyle - Improved	495,000	890,000	2,410	2,314	-96	-4%
Rural	Lifestyle	Lifestyle - Improved	495,000	900,000	2,410	2,333	-77	-3%
Rural	Lifestyle	Lifestyle - Improved	495,000	920,000	2,954	2,770	-183	-6%
Rural	Lifestyle	Lifestyle - Improved	495,000	980,000	2,410	2,489	79	3%
Rural	Lifestyle	Lifestyle - Improved	495,000	1,000,000	2,410	2,528	118	5%
Rural	Lifestyle	Lifestyle - Improved	495,000	1,050,000	2,410	2,626	216	9%
Rural	Lifestyle	Lifestyle - Improved	495,000	1,080,000	2,410	2,684	274	11%
Rural	Lifestyle	Lifestyle - Improved	495,000	1,300,000	2,410	3,691	1,281	53%
Rural	Lifestyle	Lifestyle - Improved	495,000	1,700,000	2,410	3,893	1,484	62%
Rural	Lifestyle	Lifestyle - Improved	500,000	620,000	2,421	2,365	-56	-2%
Rural	Lifestyle	Lifestyle - Improved	500,000	650,000	2,421	1,846	-575	-24%
Rural	Lifestyle	Lifestyle - Improved	500,000	790,000	2,592	2,290	-302	-12%
Rural	Lifestyle	Lifestyle - Improved	500,000	820,000	3,191	2,947	-244	-8%
Rural	Lifestyle	Lifestyle - Improved	500,000	850,000	2,421	2,236	-185	-8%
Rural	Lifestyle	Lifestyle - Improved	500,000	870,000	2,592	2,446	-146	-6%
Rural	Lifestyle	Lifestyle - Improved	500,000	900,000	2,686	2,731	46	2%
Rural	Lifestyle	Lifestyle - Improved	500,000	920,000	2,421	2,372	-49	-2%
Rural	Lifestyle	Lifestyle - Improved	500,000	970,000	5,236	5,419	183	3%
Rural	Lifestyle	Lifestyle - Improved	500,000	980,000	1,095	1,911	816	75%
Rural	Lifestyle	Lifestyle - Improved	500,000	990,000	2,592	2,680	88	3%
Rural	Lifestyle	Lifestyle - Improved	500,000	990,000	2,421	2,509	88	4%
Rural	Lifestyle	Lifestyle - Improved	500,000	1,010,000	3,556	3,684	128	4%
Rural	Lifestyle	Lifestyle - Improved	500,000	1,010,000	2,421	2,548	127	5%
Rural	Lifestyle	Lifestyle - Improved	500,000	1,010,000	2,421	2,548	127	5%
Rural	Lifestyle	Lifestyle - Improved	500,000	1,070,000	3,821	4,777	956	25%
Rural	Lifestyle	Lifestyle - Improved	500,000	1,180,000	2,421	2,879	458	19%
Rural	Lifestyle	Lifestyle - Improved	500,000	1,220,000	5,236	5,906	671	13%
Rural	Lifestyle	Lifestyle - Improved	500,000	1,220,000	3,556	4,093	537	15%
Rural	Lifestyle	Lifestyle - Improved	500,000	1,290,000	2,686	3,492	806	30%
Rural	Lifestyle	Lifestyle - Improved	500,000	1,290,000	2,421	3,094	673	28%
Rural	Lifestyle	Lifestyle - Improved	500,000	1,320,000	3,556	4,866	1,310	37%
Rural	Lifestyle	Lifestyle - Improved	500,000	1,350,000	3,821	5,323	1,502	39%
Rural	Lifestyle	Lifestyle - Improved	500,000	1,530,000	2,421	3,562	1,141	47%
Rural	Lifestyle	Lifestyle - Improved	500,000	2,055,000	2,421	4,586	2,165	89%
Rural	Lifestyle	Lifestyle - Improved	510,000	580,000	2,443	1,709	-734	-30%
Rural	Lifestyle	Lifestyle - Improved	510,000	780,000	2,443	2,099	-344	-14%
Rural	Lifestyle	Lifestyle - Improved	510,000	810,000	2,708	2,556	-152	-6%
Rural	Lifestyle	Lifestyle - Improved	510,000	880,000	2,708	2,692	-15	-1%
Rural	Lifestyle	Lifestyle - Improved	510,000	910,000	2,708	2,751	43	2%
Rural	Lifestyle	Lifestyle - Improved	510,000	910,000	2,443	2,353	-90	-4%
Rural	Lifestyle	Lifestyle - Improved	510,000	920,000	2,443	2,372	-70	-3%

Rural	Lifestyle	Lifestyle - Improved	510,000	940,000	2,708	3,387	680	25%
Rural	Lifestyle	Lifestyle - Improved	510,000	950,000	2,443	2,431	12	0%
Rural	Lifestyle	Lifestyle - Improved	510,000	950,000	2,252	2,989	737	33%
Rural	Lifestyle	Lifestyle - Improved	510,000	980,000	3,843	4,023	181	5%
Rural	Lifestyle	Lifestyle - Improved	510,000	1,030,000	2,443	2,587	144	6%
Rural	Lifestyle	Lifestyle - Improved	510,000	1,070,000	2,443	2,665	222	9%
Rural	Lifestyle	Lifestyle - Improved	510,000	1,080,000	7,466	8,420	955	13%
Rural	Lifestyle	Lifestyle - Improved	510,000	1,210,000	3,578	4,074	496	14%
Rural	Lifestyle	Lifestyle - Improved	510,000	1,225,000	3,843	5,079	1,236	32%
Rural	Lifestyle	Lifestyle - Improved	510,000	1,230,000	2,443	3,555	1,112	46%
Rural	Lifestyle	Lifestyle - Improved	510,000	1,250,000	2,617	3,190	573	22%
Rural	Lifestyle	Lifestyle - Improved	510,000	1,250,000	2,443	3,016	573	23%
Rural	Lifestyle	Lifestyle - Improved	510,000	1,290,000	3,843	5,206	1,363	35%
Rural	Lifestyle	Lifestyle - Improved	510,000	1,300,000	3,843	4,647	805	21%
Rural	Lifestyle	Lifestyle - Improved	510,000	1,470,000	2,617	4,197	1,580	60%
Rural	Lifestyle	Lifestyle - Improved	510,000	1,510,000	2,617	4,275	1,658	63%
Rural	Lifestyle	Lifestyle - Improved	510,000	1,570,000	2,708	4,038	1,330	49%
Rural	Lifestyle	Lifestyle - Improved	510,000	1,575,000	2,443	3,650	1,207	49%
Rural	Lifestyle	Lifestyle - Improved	515,000	970,000	3,698	3,714	16	0%
Rural	Lifestyle	Lifestyle - Improved	520,000	765,000	2,465	2,070	-395	-16%
Rural	Lifestyle	Lifestyle - Improved	520,000	780,000	2,465	2,099	-365	-15%
Rural	Lifestyle	Lifestyle - Improved	520,000	860,000	5,108	5,033	-75	-1%
Rural	Lifestyle	Lifestyle - Improved	520,000	910,000	2,465	2,353	-112	-5%
Rural	Lifestyle	Lifestyle - Improved	520,000	920,000	2,643	2,550	-92	-3%
Rural	Lifestyle	Lifestyle - Improved	520,000	1,145,000	2,729	3,209	480	18%
Rural	Lifestyle	Lifestyle - Improved	520,000	1,190,000	2,643	3,077	434	16%
Rural	Lifestyle	Lifestyle - Improved	520,000	1,200,000	2,465	2,918	454	18%
Rural	Lifestyle	Lifestyle - Improved	520,000	1,250,000	2,465	3,016	551	22%
Rural	Lifestyle	Lifestyle - Improved	520,000	1,250,000	2,465	3,016	551	22%
Rural	Lifestyle	Lifestyle - Improved	520,000	1,600,000	2,643	3,876	1,234	47%
Rural	Lifestyle	Lifestyle - Improved	520,000	1,930,000	2,643	4,520	1,877	71%
Rural	Lifestyle	Lifestyle - Improved	520,000	2,170,000	2,643	4,988	2,345	89%
Rural	Lifestyle	Lifestyle - Improved	525,000	1,030,000	2,476	2,587	111	4%
Rural	Lifestyle	Lifestyle - Improved	530,000	675,000	5,130	4,672	-458	-9%
Rural	Lifestyle	Lifestyle - Improved	530,000	830,000	2,487	2,197	-290	-12%
Rural	Lifestyle	Lifestyle - Improved	530,000	870,000	2,751	2,673	-79	-3%
Rural	Lifestyle	Lifestyle - Improved	530,000	920,000	2,751	2,770	19	1%
Rural	Lifestyle	Lifestyle - Improved	530,000	935,000	4,508	4,557	49	1%
Rural	Lifestyle	Lifestyle - Improved	530,000	960,000	2,933	3,030	97	3%
Rural	Lifestyle	Lifestyle - Improved	530,000	990,000	2,487	2,509	22	1%
Rural	Lifestyle	Lifestyle - Improved	530,000	1,000,000	3,886	4,062	176	5%
Rural	Lifestyle	Lifestyle - Improved	530,000	1,010,000	5,130	5,326	195	4%
Rural	Lifestyle	Lifestyle - Improved	530,000	1,040,000	2,487	2,606	120	5%
Rural	Lifestyle	Lifestyle - Improved	530,000	1,050,000	5,130	5,982	851	17%
Rural	Lifestyle	Lifestyle - Improved	530,000	1,090,000	3,886	4,238	351	9%
Rural	Lifestyle	Lifestyle - Improved	530,000	1,100,000	2,487	2,723	237	10%
Rural	Lifestyle	Lifestyle - Improved	530,000	1,130,000	3,622	3,918	296	8%
Rural	Lifestyle	Lifestyle - Improved	530,000	1,200,000	2,487	2,918	432	17%
Rural	Lifestyle	Lifestyle - Improved	530,000	1,200,000	3,886	4,452	566	15%
Rural	Lifestyle	Lifestyle - Improved	530,000	1,220,000	3,886	4,491	605	16%
Rural	Lifestyle	Lifestyle - Improved	530,000	1,250,000	2,668	3,197	529	20%
Rural	Lifestyle	Lifestyle - Improved	530,000	1,250,000	2,751	3,414	662	24%
Rural	Lifestyle	Lifestyle - Improved	530,000	1,250,000	3,622	4,152	530	15%
Rural	Lifestyle	Lifestyle - Improved	530,000	1,260,000	5,130	5,813	683	13%
Rural	Lifestyle	Lifestyle - Improved	530,000	1,260,000	2,487	3,035	549	22%
Rural	Lifestyle	Lifestyle - Improved	530,000	1,290,000	2,487	3,094	607	24%
Rural	Lifestyle	Lifestyle - Improved	530,000	1,290,000	3,622	4,230	608	17%
Rural	Lifestyle	Lifestyle - Improved	530,000	1,295,000	2,487	2,526	39	2%
Rural	Lifestyle	Lifestyle - Improved	530,000	1,300,000	2,487	3,113	627	25%
Rural	Lifestyle	Lifestyle - Improved	530,000	1,300,000	2,668	3,295	627	23%
Rural	Lifestyle	Lifestyle - Improved	530,000	1,300,000	2,487	3,113	627	25%
Rural	Lifestyle	Lifestyle - Improved	530,000	1,320,000	2,487	3,152	666	27%
Rural	Lifestyle	Lifestyle - Improved	530,000	1,360,000	2,487	3,230	744	30%
Rural	Lifestyle	Lifestyle - Improved	530,000	1,380,000	2,536	3,319	783	31%
Rural	Lifestyle	Lifestyle - Improved	530,000	1,940,000	3,622	5,497	1,876	52%
Rural	Lifestyle	Lifestyle - Improved	530,000	2,100,000	5,022	7,922	2,900	58%
Rural	Lifestyle	Lifestyle - Improved	535,000	1,200,000	2,497	2,918	421	17%
Rural	Lifestyle	Lifestyle - Improved	537,000	666,000	1,176	1,299	123	10%
Rural	Lifestyle	Lifestyle - Improved	540,000	690,000	5,152	4,702	-451	-9%
Rural	Lifestyle	Lifestyle - Improved	540,000	820,000	5,152	4,955	-197	-4%
Rural	Lifestyle	Lifestyle - Improved	540,000	820,000	3,340	3,009	-331	-10%
Rural	Lifestyle	Lifestyle - Improved	540,000	830,000	2,508	2,197	-312	-12%
Rural	Lifestyle	Lifestyle - Improved	540,000	830,000	5,152	4,975	-178	-3%
Rural	Lifestyle	Lifestyle - Improved	540,000	880,000	2,508	2,294	-214	-9%
Rural	Lifestyle	Lifestyle - Improved	540,000	880,000	5,152	5,072	-80	-2%
Rural	Lifestyle	Lifestyle - Improved	540,000	960,000	2,508	2,450	-58	-2%
Rural	Lifestyle	Lifestyle - Improved	540,000	980,000	5,152	5,267	115	2%
Rural	Lifestyle	Lifestyle - Improved	540,000	1,010,000	2,508	2,548	39	2%
Rural	Lifestyle	Lifestyle - Improved	540,000	1,020,000	2,693	2,752	59	2%
Rural	Lifestyle	Lifestyle - Improved	540,000	1,030,000	2,508	2,587	78	3%
Rural	Lifestyle	Lifestyle - Improved	540,000	1,030,000	5,152	5,365	213	4%
Rural	Lifestyle	Lifestyle - Improved	540,000	1,050,000	2,508	2,626	117	5%
Rural	Lifestyle	Lifestyle - Improved	540,000	1,050,000	5,152	5,404	252	5%
Rural	Lifestyle	Lifestyle - Improved	540,000	1,050,000	5,152	5,404	252	5%
Rural	Lifestyle	Lifestyle - Improved	540,000	1,060,000	2,508	2,645	137	5%
Rural	Lifestyle	Lifestyle - Improved	540,000	1,070,000	2,508	2,665	156	6%
Rural	Lifestyle	Lifestyle - Improved	540,000	1,075,000	2,508	2,675	166	7%
Rural	Lifestyle	Lifestyle - Improved	540,000	1,080,000	5,152	5,462	310	6%
Rural	Lifestyle	Lifestyle - Improved	540,000	1,090,000	2,773	3,102	329	12%
Rural	Lifestyle	Lifestyle - Improved	540,000	1,110,000	2,508	2,743	234	9%
Rural	Lifestyle	Lifestyle - Improved	540,000	1,120,000	2,508	2,762	254	10%

Rural	Lifestyle	Lifestyle - Improved	540,000	1,140,000	2,508	2,801	293	12%
Rural	Lifestyle	Lifestyle - Improved	540,000	1,150,000	2,693	3,006	312	12%
Rural	Lifestyle	Lifestyle - Improved	540,000	1,160,000	5,152	5,618	466	9%
Rural	Lifestyle	Lifestyle - Improved	540,000	1,160,000	2,508	2,840	332	13%
Rural	Lifestyle	Lifestyle - Improved	540,000	1,180,000	5,152	5,657	505	10%
Rural	Lifestyle	Lifestyle - Improved	540,000	1,200,000	3,908	4,452	544	14%
Rural	Lifestyle	Lifestyle - Improved	540,000	1,240,000	3,908	4,530	622	16%
Rural	Lifestyle	Lifestyle - Improved	540,000	1,250,000	2,508	3,594	1,085	43%
Rural	Lifestyle	Lifestyle - Improved	540,000	1,250,000	2,693	3,201	507	19%
Rural	Lifestyle	Lifestyle - Improved	540,000	1,250,000	3,908	4,550	641	16%
Rural	Lifestyle	Lifestyle - Improved	540,000	1,270,000	5,152	6,411	1,259	24%
Rural	Lifestyle	Lifestyle - Improved	540,000	1,280,000	2,508	3,074	566	23%
Rural	Lifestyle	Lifestyle - Improved	540,000	1,330,000	2,693	3,357	663	25%
Rural	Lifestyle	Lifestyle - Improved	540,000	1,385,000	2,693	3,464	771	29%
Rural	Lifestyle	Lifestyle - Improved	540,000	1,430,000	5,152	6,723	1,571	30%
Rural	Lifestyle	Lifestyle - Improved	540,000	1,500,000	2,508	4,081	1,573	63%
Rural	Lifestyle	Lifestyle - Improved	540,000	1,610,000	5,152	7,074	1,922	37%
Rural	Lifestyle	Lifestyle - Improved	540,000	1,620,000	2,693	4,500	1,807	67%
Rural	Lifestyle	Lifestyle - Improved	540,000	1,640,000	2,508	3,776	1,268	51%
Rural	Lifestyle	Lifestyle - Improved	550,000	850,000	5,174	5,014	-160	-3%
Rural	Lifestyle	Lifestyle - Improved	550,000	865,000	3,665	3,401	-264	-7%
Rural	Lifestyle	Lifestyle - Improved	550,000	1,070,000	3,665	3,801	135	4%
Rural	Lifestyle	Lifestyle - Improved	550,000	1,200,000	2,530	2,918	388	15%
Rural	Lifestyle	Lifestyle - Improved	550,000	1,210,000	2,530	2,938	407	16%
Rural	Lifestyle	Lifestyle - Improved	550,000	1,210,000	2,719	3,126	408	15%
Rural	Lifestyle	Lifestyle - Improved	550,000	1,275,000	3,854	4,389	535	14%
Rural	Lifestyle	Lifestyle - Improved	550,000	1,300,000	2,795	3,511	716	26%
Rural	Lifestyle	Lifestyle - Improved	550,000	2,900,000	13,881	17,720	3,838	28%
Rural	Lifestyle	Lifestyle - Improved	560,000	790,000	2,552	2,119	-434	-17%
Rural	Lifestyle	Lifestyle - Improved	560,000	950,000	2,552	2,431	-121	-5%
Rural	Lifestyle	Lifestyle - Improved	560,000	1,030,000	3,687	3,723	35	1%
Rural	Lifestyle	Lifestyle - Improved	560,000	1,100,000	2,744	2,915	171	6%
Rural	Lifestyle	Lifestyle - Improved	560,000	1,110,000	5,196	5,521	325	6%
Rural	Lifestyle	Lifestyle - Improved	560,000	1,120,000	2,552	3,340	788	31%
Rural	Lifestyle	Lifestyle - Improved	560,000	1,140,000	3,952	4,335	383	10%
Rural	Lifestyle	Lifestyle - Improved	560,000	1,340,000	5,196	5,969	773	15%
Rural	Lifestyle	Lifestyle - Improved	560,000	1,620,000	3,952	5,271	1,319	33%
Rural	Lifestyle	Lifestyle - Improved	560,000	1,650,000	3,879	5,702	1,823	47%
Rural	Lifestyle	Lifestyle - Improved	560,000	4,800,000	3,415	11,380	7,965	233%
Rural	Lifestyle	Lifestyle - Improved	564,000	1,024,000	2,561	10,089	7,528	294%
Rural	Lifestyle	Lifestyle - Improved	565,000	1,280,000	2,757	3,268	511	19%
Rural	Lifestyle	Lifestyle - Improved	570,000	870,000	2,574	2,275	-299	-12%
Rural	Lifestyle	Lifestyle - Improved	570,000	950,000	2,769	2,626	-143	-5%
Rural	Lifestyle	Lifestyle - Improved	570,000	950,000	2,574	2,431	-143	-6%
Rural	Lifestyle	Lifestyle - Improved	570,000	960,000	3,709	3,586	-123	-3%
Rural	Lifestyle	Lifestyle - Improved	570,000	1,070,000	2,769	2,860	91	3%
Rural	Lifestyle	Lifestyle - Improved	570,000	1,110,000	2,769	2,938	169	6%
Rural	Lifestyle	Lifestyle - Improved	570,000	1,210,000	2,839	3,914	1,075	38%
Rural	Lifestyle	Lifestyle - Improved	570,000	1,360,000	2,574	3,230	656	25%
Rural	Lifestyle	Lifestyle - Improved	580,000	700,000	2,596	1,943	-653	-25%
Rural	Lifestyle	Lifestyle - Improved	580,000	900,000	5,240	5,111	-129	-2%
Rural	Lifestyle	Lifestyle - Improved	580,000	900,000	2,861	2,731	-130	-5%
Rural	Lifestyle	Lifestyle - Improved	580,000	990,000	3,731	3,645	-86	-2%
Rural	Lifestyle	Lifestyle - Improved	580,000	990,000	5,240	5,287	47	1%
Rural	Lifestyle	Lifestyle - Improved	580,000	1,130,000	3,731	3,918	187	5%
Rural	Lifestyle	Lifestyle - Improved	580,000	1,260,000	3,996	4,569	573	14%
Rural	Lifestyle	Lifestyle - Improved	580,000	1,360,000	2,596	3,230	634	24%
Rural	Lifestyle	Lifestyle - Improved	580,000	1,400,000	2,596	3,886	1,290	50%
Rural	Lifestyle	Lifestyle - Improved	580,000	1,550,000	3,996	5,135	1,139	29%
Rural	Lifestyle	Lifestyle - Improved	580,000	1,580,000	2,596	3,659	1,063	41%
Rural	Lifestyle	Lifestyle - Improved	580,000	1,700,000	4,050	5,481	1,431	35%
Rural	Lifestyle	Lifestyle - Improved	585,000	880,000	2,807	2,495	-313	-11%
Rural	Lifestyle	Lifestyle - Improved	585,000	970,000	2,807	3,248	441	16%
Rural	Lifestyle	Lifestyle - Improved	590,000	880,000	2,618	2,294	-324	-12%
Rural	Lifestyle	Lifestyle - Improved	590,000	890,000	5,262	5,092	-170	-3%
Rural	Lifestyle	Lifestyle - Improved	590,000	1,010,000	2,883	2,946	63	2%
Rural	Lifestyle	Lifestyle - Improved	590,000	1,030,000	4,018	4,121	103	3%
Rural	Lifestyle	Lifestyle - Improved	590,000	1,040,000	2,618	2,606	-12	0%
Rural	Lifestyle	Lifestyle - Improved	590,000	1,090,000	2,618	2,704	86	3%
Rural	Lifestyle	Lifestyle - Improved	590,000	1,100,000	4,018	4,257	239	6%
Rural	Lifestyle	Lifestyle - Improved	590,000	1,120,000	5,262	5,540	279	5%
Rural	Lifestyle	Lifestyle - Improved	590,000	1,125,000	1,613	2,194	581	36%
Rural	Lifestyle	Lifestyle - Improved	590,000	1,170,000	3,753	3,996	243	6%
Rural	Lifestyle	Lifestyle - Improved	590,000	1,340,000	3,753	4,327	574	15%
Rural	Lifestyle	Lifestyle - Improved	590,000	1,340,000	4,018	5,303	1,285	32%
Rural	Lifestyle	Lifestyle - Improved	590,000	2,010,000	2,618	4,498	1,880	72%
Rural	Lifestyle	Lifestyle - Improved	590,000	2,230,000	7,641	10,085	2,444	32%
Rural	Lifestyle	Lifestyle - Improved	600,000	870,000	2,640	2,275	-365	-14%
Rural	Lifestyle	Lifestyle - Improved	600,000	1,010,000	2,640	2,548	-92	-3%
Rural	Lifestyle	Lifestyle - Improved	600,000	1,050,000	2,743	2,729	-14	-1%
Rural	Lifestyle	Lifestyle - Improved	600,000	1,100,000	2,640	2,723	83	3%
Rural	Lifestyle	Lifestyle - Improved	600,000	1,100,000	2,640	2,723	83	3%
Rural	Lifestyle	Lifestyle - Improved	600,000	1,120,000	2,845	2,968	123	4%
Rural	Lifestyle	Lifestyle - Improved	600,000	1,140,000	2,640	2,801	162	6%
Rural	Lifestyle	Lifestyle - Improved	600,000	1,175,000	3,775	4,006	231	6%
Rural	Lifestyle	Lifestyle - Improved	600,000	1,180,000	2,845	3,085	240	8%
Rural	Lifestyle	Lifestyle - Improved	600,000	1,220,000	2,640	2,957	318	12%
Rural	Lifestyle	Lifestyle - Improved	600,000	1,270,000	2,640	3,055	415	16%
Rural	Lifestyle	Lifestyle - Improved	600,000	1,280,000	2,640	3,074	435	16%
Rural	Lifestyle	Lifestyle - Improved	600,000	1,280,000	3,775	4,210	435	12%
Rural	Lifestyle	Lifestyle - Improved	600,000	1,340,000	2,640	3,191	552	21%

Rural	Lifestyle	Lifestyle - Improved	600,000	1,355,000	3,262	3,843	581	18%
Rural	Lifestyle	Lifestyle - Improved	600,000	1,360,000	4,040	5,342	1,303	32%
Rural	Lifestyle	Lifestyle - Improved	600,000	1,380,000	3,775	4,983	1,208	32%
Rural	Lifestyle	Lifestyle - Improved	600,000	1,430,000	2,640	3,367	727	28%
Rural	Lifestyle	Lifestyle - Improved	600,000	1,520,000	2,640	3,542	903	34%
Rural	Lifestyle	Lifestyle - Improved	600,000	1,710,000	2,845	4,696	1,851	65%
Rural	Lifestyle	Lifestyle - Improved	600,000	1,860,000	2,640	4,205	1,566	59%
Rural	Lifestyle	Lifestyle - Improved	600,000	2,040,000	2,845	4,762	1,917	67%
Rural	Lifestyle	Lifestyle - Improved	608,000	1,567,000	1,331	3,056	1,725	130%
Rural	Lifestyle	Lifestyle - Improved	610,000	980,000	3,797	3,625	-172	-5%
Rural	Lifestyle	Lifestyle - Improved	610,000	1,030,000	2,871	2,796	-75	-3%
Rural	Lifestyle	Lifestyle - Improved	610,000	1,100,000	4,006	4,068	62	2%
Rural	Lifestyle	Lifestyle - Improved	610,000	1,150,000	4,006	4,166	160	4%
Rural	Lifestyle	Lifestyle - Improved	610,000	1,200,000	2,662	2,918	257	10%
Rural	Lifestyle	Lifestyle - Improved	610,000	1,200,000	3,797	4,054	257	7%
Rural	Lifestyle	Lifestyle - Improved	610,000	1,300,000	2,871	3,322	452	16%
Rural	Lifestyle	Lifestyle - Improved	610,000	1,350,000	2,662	3,211	549	21%
Rural	Lifestyle	Lifestyle - Improved	610,000	1,610,000	5,306	6,496	1,190	22%
Rural	Lifestyle	Lifestyle - Improved	610,000	1,620,000	2,662	3,737	1,076	40%
Rural	Lifestyle	Lifestyle - Improved	610,000	1,700,000	2,662	3,893	1,232	46%
Rural	Lifestyle	Lifestyle - Improved	610,000	1,750,000	4,114	5,444	1,329	32%
Rural	Lifestyle	Lifestyle - Improved	620,000	850,000	2,948	2,634	-315	-11%
Rural	Lifestyle	Lifestyle - Improved	620,000	880,000	3,161	2,904	-256	-8%
Rural	Lifestyle	Lifestyle - Improved	620,000	950,000	2,684	2,431	-253	-9%
Rural	Lifestyle	Lifestyle - Improved	620,000	950,000	6,463	6,345	-118	-2%
Rural	Lifestyle	Lifestyle - Improved	620,000	990,000	2,684	2,509	-175	-7%
Rural	Lifestyle	Lifestyle - Improved	620,000	1,010,000	4,084	4,082	-2	0%
Rural	Lifestyle	Lifestyle - Improved	620,000	1,030,000	3,819	3,723	-96	-3%
Rural	Lifestyle	Lifestyle - Improved	620,000	1,030,000	2,684	2,587	-97	-4%
Rural	Lifestyle	Lifestyle - Improved	620,000	1,040,000	4,084	4,140	57	1%
Rural	Lifestyle	Lifestyle - Improved	620,000	1,090,000	4,296	4,450	154	4%
Rural	Lifestyle	Lifestyle - Improved	620,000	1,210,000	2,684	2,938	254	9%
Rural	Lifestyle	Lifestyle - Improved	620,000	1,240,000	2,684	2,996	313	12%
Rural	Lifestyle	Lifestyle - Improved	620,000	1,300,000	4,031	4,462	431	11%
Rural	Lifestyle	Lifestyle - Improved	620,000	1,350,000	2,684	3,211	527	20%
Rural	Lifestyle	Lifestyle - Improved	620,000	1,390,000	2,896	3,501	605	21%
Rural	Lifestyle	Lifestyle - Improved	620,000	1,450,000	2,684	3,406	722	27%
Rural	Lifestyle	Lifestyle - Improved	620,000	1,480,000	3,819	4,600	782	20%
Rural	Lifestyle	Lifestyle - Improved	620,000	1,500,000	2,896	3,716	820	28%
Rural	Lifestyle	Lifestyle - Improved	620,000	1,520,000	4,296	5,289	993	23%
Rural	Lifestyle	Lifestyle - Improved	620,000	1,580,000	3,819	4,795	977	26%
Rural	Lifestyle	Lifestyle - Improved	620,000	2,450,000	2,684	5,356	2,673	100%
Rural	Lifestyle	Lifestyle - Improved	630,000	830,000	2,705	2,197	-509	-19%
Rural	Lifestyle	Lifestyle - Improved	630,000	1,090,000	5,241	5,952	711	14%
Rural	Lifestyle	Lifestyle - Improved	630,000	1,090,000	4,105	4,238	132	3%
Rural	Lifestyle	Lifestyle - Improved	630,000	1,090,000	5,349	5,482	132	2%
Rural	Lifestyle	Lifestyle - Improved	630,000	1,140,000	4,105	4,335	230	6%
Rural	Lifestyle	Lifestyle - Improved	630,000	1,170,000	4,105	4,394	288	7%
Rural	Lifestyle	Lifestyle - Improved	630,000	1,400,000	2,921	3,524	603	21%
Rural	Lifestyle	Lifestyle - Improved	630,000	1,890,000	2,705	4,842	2,136	79%
Rural	Lifestyle	Lifestyle - Improved	630,000	2,120,000	2,705	4,713	2,007	74%
Rural	Lifestyle	Lifestyle - Improved	640,000	800,000	2,727	2,138	-589	-22%
Rural	Lifestyle	Lifestyle - Improved	640,000	1,110,000	2,727	2,743	15	1%
Rural	Lifestyle	Lifestyle - Improved	640,000	1,400,000	3,863	4,444	582	15%
Rural	Lifestyle	Lifestyle - Improved	640,000	1,410,000	2,727	3,328	600	22%
Rural	Lifestyle	Lifestyle - Improved	640,000	1,570,000	2,727	3,640	913	33%
Rural	Lifestyle	Lifestyle - Improved	650,000	760,000	2,749	2,060	-689	-25%
Rural	Lifestyle	Lifestyle - Improved	650,000	980,000	5,128	4,869	-259	-5%
Rural	Lifestyle	Lifestyle - Improved	650,000	1,050,000	5,393	5,404	11	0%
Rural	Lifestyle	Lifestyle - Improved	650,000	1,145,000	5,393	5,589	196	4%
Rural	Lifestyle	Lifestyle - Improved	650,000	1,350,000	4,107	4,569	462	11%
Rural	Lifestyle	Lifestyle - Improved	650,000	1,520,000	3,884	4,678	794	20%
Rural	Lifestyle	Lifestyle - Improved	650,000	1,680,000	2,749	3,854	1,105	40%
Rural	Lifestyle	Lifestyle - Improved	650,000	1,750,000	2,749	4,569	1,820	66%
Rural	Lifestyle	Lifestyle - Improved	650,000	1,950,000	3,014	5,357	2,343	78%
Rural	Lifestyle	Lifestyle - Improved	660,000	960,000	2,771	2,450	-321	-12%
Rural	Lifestyle	Lifestyle - Improved	660,000	1,150,000	2,771	2,821	50	2%
Rural	Lifestyle	Lifestyle - Improved	660,000	1,200,000	2,771	3,496	725	26%
Rural	Lifestyle	Lifestyle - Improved	660,000	1,300,000	2,771	3,113	342	12%
Rural	Lifestyle	Lifestyle - Improved	670,000	840,000	3,022	2,446	-577	-19%
Rural	Lifestyle	Lifestyle - Improved	670,000	950,000	3,928	3,567	-361	-9%
Rural	Lifestyle	Lifestyle - Improved	670,000	1,015,000	3,058	2,956	-102	-3%
Rural	Lifestyle	Lifestyle - Improved	670,000	1,050,000	2,793	2,626	-167	-6%
Rural	Lifestyle	Lifestyle - Improved	670,000	1,160,000	3,022	3,070	47	2%
Rural	Lifestyle	Lifestyle - Improved	670,000	1,310,000	2,793	3,133	340	12%
Rural	Lifestyle	Lifestyle - Improved	670,000	1,440,000	2,793	3,386	593	21%
Rural	Lifestyle	Lifestyle - Improved	670,000	2,550,000	2,793	5,551	2,758	99%
Rural	Lifestyle	Lifestyle - Improved	680,000	930,000	2,815	2,392	-423	-15%
Rural	Lifestyle	Lifestyle - Improved	680,000	1,080,000	5,692	5,695	3	0%
Rural	Lifestyle	Lifestyle - Improved	680,000	1,080,000	4,215	4,218	3	0%
Rural	Lifestyle	Lifestyle - Improved	680,000	1,170,000	3,080	3,258	178	6%
Rural	Lifestyle	Lifestyle - Improved	680,000	1,240,000	3,950	4,132	182	5%
Rural	Lifestyle	Lifestyle - Improved	680,000	1,380,000	3,950	4,405	455	12%
Rural	Lifestyle	Lifestyle - Improved	680,000	1,400,000	5,459	6,086	628	11%
Rural	Lifestyle	Lifestyle - Improved	690,000	860,000	4,237	3,789	-448	-11%
Rural	Lifestyle	Lifestyle - Improved	690,000	930,000	4,208	3,764	-444	-11%
Rural	Lifestyle	Lifestyle - Improved	690,000	1,460,000	3,972	4,561	589	15%
Rural	Lifestyle	Lifestyle - Improved	690,000	4,740,000	3,899	12,041	8,141	209%
Rural	Lifestyle	Lifestyle - Improved	700,000	1,020,000	4,259	4,101	-157	-4%
Rural	Lifestyle	Lifestyle - Improved	700,000	1,120,000	4,259	4,874	616	14%
Rural	Lifestyle	Lifestyle - Improved	700,000	1,220,000	5,503	5,735	233	4%

Rural	Lifestyle	Lifestyle - Improved	700,000	1,250,000	5,503	5,794	291	5%
Rural	Lifestyle	Lifestyle - Improved	700,000	1,500,000	3,098	3,743	645	21%
Rural	Lifestyle	Lifestyle - Improved	700,000	1,500,000	3,994	4,639	645	16%
Rural	Lifestyle	Lifestyle - Improved	700,000	1,600,000	3,098	3,938	840	27%
Rural	Lifestyle	Lifestyle - Improved	700,000	1,700,000	4,259	6,005	1,747	41%
Rural	Lifestyle	Lifestyle - Improved	710,000	950,000	2,881	2,431	-450	-16%
Rural	Lifestyle	Lifestyle - Improved	710,000	1,040,000	3,145	3,004	-141	-4%
Rural	Lifestyle	Lifestyle - Improved	710,000	1,320,000	4,016	4,288	273	7%
Rural	Lifestyle	Lifestyle - Improved	710,000	1,350,000	4,016	4,347	331	8%
Rural	Lifestyle	Lifestyle - Improved	710,000	1,560,000	4,016	5,334	1,319	33%
Rural	Lifestyle	Lifestyle - Improved	710,000	2,100,000	4,016	5,810	1,794	45%
Rural	Lifestyle	Lifestyle - Improved	722,000	1,250,000	2,907	3,016	109	4%
Rural	Lifestyle	Lifestyle - Improved	730,000	1,220,000	4,324	4,491	167	4%
Rural	Lifestyle	Lifestyle - Improved	730,000	1,520,000	5,195	6,392	1,198	23%
Rural	Lifestyle	Lifestyle - Improved	740,000	1,070,000	4,081	4,957	875	21%
Rural	Lifestyle	Lifestyle - Improved	740,000	1,100,000	3,211	3,121	-90	-3%
Rural	Lifestyle	Lifestyle - Improved	750,000	1,310,000	2,968	3,133	165	6%
Rural	Lifestyle	Lifestyle - Improved	750,000	1,410,000	4,360	4,721	360	8%
Rural	Lifestyle	Lifestyle - Improved	750,000	1,550,000	3,225	3,858	633	20%
Rural	Lifestyle	Lifestyle - Improved	750,000	1,620,000	3,225	3,994	769	24%
Rural	Lifestyle	Lifestyle - Improved	750,000	3,300,000	2,968	7,014	4,046	136%
Rural	Lifestyle	Lifestyle - Improved	760,000	1,610,000	2,990	3,718	728	24%
Rural	Lifestyle	Lifestyle - Improved	780,000	950,000	5,678	5,209	-469	-8%
Rural	Lifestyle	Lifestyle - Improved	780,000	1,500,000	4,169	4,639	470	11%
Rural	Lifestyle	Lifestyle - Improved	790,000	1,420,000	3,056	3,347	292	10%
Rural	Lifestyle	Lifestyle - Improved	820,000	1,400,000	4,521	4,842	321	7%
Rural	Lifestyle	Lifestyle - Improved	830,000	2,250,000	4,279	6,680	2,402	56%
Rural	Lifestyle	Lifestyle - Improved	840,000	975,000	5,436	4,751	-684	-13%
Rural	Lifestyle	Lifestyle - Improved	840,000	1,430,000	3,453	3,654	202	6%
Rural	Lifestyle	Lifestyle - Improved	850,000	1,550,000	3,187	4,179	992	31%
Rural	Lifestyle	Lifestyle - Improved	900,000	1,160,000	4,432	4,554	122	3%
Rural	Lifestyle	Lifestyle - Improved	910,000	1,520,000	4,454	5,256	803	18%
Rural	Lifestyle	Lifestyle - Improved	960,000	1,250,000	4,828	4,550	-278	-6%
Rural	Lifestyle	Lifestyle - Improved	960,000	1,470,000	4,892	4,910	18	0%
Rural	Lifestyle	Lifestyle - Improved	1,150,000	1,380,000	5,373	4,799	-574	-11%
Rural	Lifestyle	Lifestyle - vacant	82,000	91,000	1,506	755	-750	-50%
Rural	Lifestyle	Lifestyle - vacant	100,000	100,000	219	195	-24	-11%
Rural	Lifestyle	Lifestyle - vacant	119,000	123,500	261	241	-20	-8%
Rural	Lifestyle	Lifestyle - vacant	120,000	170,000	2,092	1,974	-119	-6%
Rural	Lifestyle	Lifestyle - vacant	126,000	130,500	276	255	-21	-8%
Rural	Lifestyle	Lifestyle - vacant	130,000	130,000	285	254	-31	-11%
Rural	Lifestyle	Lifestyle - vacant	130,000	132,000	285	257	-27	-10%
Rural	Lifestyle	Lifestyle - vacant	130,000	135,000	285	263	-21	-8%
Rural	Lifestyle	Lifestyle - vacant	130,000	190,000	2,746	2,085	-661	-24%
Rural	Lifestyle	Lifestyle - vacant	135,000	140,000	296	273	-23	-8%
Rural	Lifestyle	Lifestyle - vacant	135,000	140,000	296	273	-23	-8%
Rural	Lifestyle	Lifestyle - vacant	137,000	146,500	1,305	864	-441	-34%
Rural	Lifestyle	Lifestyle - vacant	147,000	151,500	322	295	-26	-8%
Rural	Lifestyle	Lifestyle - vacant	147,000	151,500	1,648	873	-774	-47%
Rural	Lifestyle	Lifestyle - vacant	150,000	155,000	328	302	-26	-8%
Rural	Lifestyle	Lifestyle - vacant	150,000	160,000	328	312	-16	-5%
Rural	Lifestyle	Lifestyle - vacant	169,000	173,500	691	338	-353	-51%
Rural	Lifestyle	Lifestyle - vacant	170,000	175,000	372	341	-31	-8%
Rural	Lifestyle	Lifestyle - vacant	170,000	180,000	372	351	-21	-6%
Rural	Lifestyle	Lifestyle - vacant	170,000	245,000	1,698	1,056	-642	-38%
Rural	Lifestyle	Lifestyle - vacant	174,000	178,500	381	348	-33	-9%
Rural	Lifestyle	Lifestyle - vacant	180,000	185,000	394	361	-33	-8%
Rural	Lifestyle	Lifestyle - vacant	180,000	185,000	1,985	1,337	-648	-33%
Rural	Lifestyle	Lifestyle - vacant	180,000	185,000	394	361	-33	-8%
Rural	Lifestyle	Lifestyle - vacant	185,000	185,000	405	361	-44	-11%
Rural	Lifestyle	Lifestyle - vacant	188,000	192,500	1,738	953	-784	-45%
Rural	Lifestyle	Lifestyle - vacant	195,000	200,000	1,753	968	-785	-45%
Rural	Lifestyle	Lifestyle - vacant	200,000	205,000	1,764	978	-786	-45%
Rural	Lifestyle	Lifestyle - vacant	200,000	205,000	438	400	-38	-9%
Rural	Lifestyle	Lifestyle - vacant	200,000	205,000	438	400	-38	-9%
Rural	Lifestyle	Lifestyle - vacant	200,000	205,000	438	400	-38	-9%
Rural	Lifestyle	Lifestyle - vacant	200,000	205,000	1,764	978	-786	-45%
Rural	Lifestyle	Lifestyle - vacant	205,000	210,000	1,775	988	-787	-44%
Rural	Lifestyle	Lifestyle - vacant	210,000	215,000	460	419	-41	-9%
Rural	Lifestyle	Lifestyle - vacant	215,000	225,000	1,797	1,017	-780	-43%
Rural	Lifestyle	Lifestyle - vacant	220,000	225,000	1,808	1,017	-791	-44%
Rural	Lifestyle	Lifestyle - vacant	220,000	225,000	482	439	-43	-9%
Rural	Lifestyle	Lifestyle - vacant	240,000	245,000	1,852	1,056	-796	-43%
Rural	Lifestyle	Lifestyle - vacant	250,000	255,000	547	497	-50	-9%
Rural	Lifestyle	Lifestyle - vacant	250,000	255,000	1,873	1,075	-798	-43%
Rural	Lifestyle	Lifestyle - vacant	250,000	255,000	547	497	-50	-9%
Rural	Lifestyle	Lifestyle - vacant	250,000	255,000	1,873	1,075	-798	-43%
Rural	Lifestyle	Lifestyle - vacant	250,000	270,000	547	527	-21	-4%
Rural	Lifestyle	Lifestyle - vacant	250,000	315,000	1,873	1,192	-681	-36%
Rural	Lifestyle	Lifestyle - vacant	250,000	640,000	1,873	1,826	-47	-3%
Rural	Lifestyle	Lifestyle - vacant	255,000	265,000	1,126	1,085	-41	-4%
Rural	Lifestyle	Lifestyle - vacant	260,000	265,000	1,895	1,095	-800	-42%
Rural	Lifestyle	Lifestyle - vacant	260,000	320,000	1,895	1,202	-693	-37%
Rural	Lifestyle	Lifestyle - vacant	260,000	320,000	2,517	1,824	-693	-28%
Rural	Lifestyle	Lifestyle - vacant	265,000	266,000	1,906	1,097	-809	-42%
Rural	Lifestyle	Lifestyle - vacant	270,000	271,000	1,917	1,107	-811	-42%
Rural	Lifestyle	Lifestyle - vacant	270,000	274,500	591	535	-56	-9%
Rural	Lifestyle	Lifestyle - vacant	270,000	274,500	591	535	-56	-9%
Rural	Lifestyle	Lifestyle - vacant	270,000	275,000	591	536	-55	-9%
Rural	Lifestyle	Lifestyle - vacant	280,000	280,000	1,939	1,124	-815	-42%
Rural	Lifestyle	Lifestyle - vacant	280,000	280,000	1,939	1,124	-815	-42%



Rural	Lifestyle	Lifestyle - vacant	280,000	280,000	1,939	1,124	-	815	-42%
Rural	Lifestyle	Lifestyle - vacant	280,000	295,000	1,939	1,153	-	786	-41%
Rural	Lifestyle	Lifestyle - vacant	280,000	305,000	1,939	1,173	-	766	-40%
Rural	Lifestyle	Lifestyle - vacant	285,000	285,000	1,950	1,134	-	816	-42%
Rural	Lifestyle	Lifestyle - vacant	289,000	290,500	633	567	-	66	-10%
Rural	Lifestyle	Lifestyle - vacant	290,000	292,500	1,961	1,148	-	813	-41%
Rural	Lifestyle	Lifestyle - vacant	290,000	300,000	1,961	1,163	-	798	-41%
Rural	Lifestyle	Lifestyle - vacant	290,000	345,000	1,961	1,251	-	710	-36%
Rural	Lifestyle	Lifestyle - vacant	295,000	360,000	1,972	1,280	-	692	-35%
Rural	Lifestyle	Lifestyle - vacant	299,000	303,500	655	592	-	63	-10%
Rural	Lifestyle	Lifestyle - vacant	300,000	300,000	1,983	1,163	-	820	-41%
Rural	Lifestyle	Lifestyle - vacant	300,000	300,000	1,983	1,163	-	820	-41%
Rural	Lifestyle	Lifestyle - vacant	300,000	300,000	2,086	1,266	-	820	-39%
Rural	Lifestyle	Lifestyle - vacant	300,000	300,000	760	688	-	72	-9%
Rural	Lifestyle	Lifestyle - vacant	300,000	300,000	657	585	-	72	-11%
Rural	Lifestyle	Lifestyle - vacant	300,000	302,500	1,983	1,168	-	815	-41%
Rural	Lifestyle	Lifestyle - vacant	300,000	305,000	657	595	-	62	-9%
Rural	Lifestyle	Lifestyle - vacant	300,000	305,000	1,983	1,173	-	810	-41%
Rural	Lifestyle	Lifestyle - vacant	300,000	305,000	1,983	1,173	-	810	-41%
Rural	Lifestyle	Lifestyle - vacant	300,000	310,000	657	605	-	52	-8%
Rural	Lifestyle	Lifestyle - vacant	300,000	355,000	1,983	1,270	-	713	-36%
Rural	Lifestyle	Lifestyle - vacant	305,000	305,000	1,994	1,173	-	821	-41%
Rural	Lifestyle	Lifestyle - vacant	305,000	310,000	1,994	1,183	-	811	-41%
Rural	Lifestyle	Lifestyle - vacant	305,000	310,000	1,994	1,183	-	811	-41%
Rural	Lifestyle	Lifestyle - vacant	305,000	310,000	668	605	-	63	-9%
Rural	Lifestyle	Lifestyle - vacant	310,000	310,000	679	605	-	74	-11%
Rural	Lifestyle	Lifestyle - vacant	310,000	310,000	679	605	-	74	-11%
Rural	Lifestyle	Lifestyle - vacant	310,000	310,000	679	605	-	74	-11%
Rural	Lifestyle	Lifestyle - vacant	310,000	310,000	2,005	1,183	-	822	-41%
Rural	Lifestyle	Lifestyle - vacant	310,000	310,000	2,005	1,183	-	822	-41%
Rural	Lifestyle	Lifestyle - vacant	310,000	315,000	2,572	1,760	-	812	-32%
Rural	Lifestyle	Lifestyle - vacant	310,000	315,000	679	614	-	64	-9%
Rural	Lifestyle	Lifestyle - vacant	310,000	315,000	2,005	1,192	-	812	-41%
Rural	Lifestyle	Lifestyle - vacant	310,000	315,000	2,005	1,192	-	812	-41%
Rural	Lifestyle	Lifestyle - vacant	310,000	315,000	679	614	-	64	-9%
Rural	Lifestyle	Lifestyle - vacant	310,000	315,000	2,005	1,192	-	812	-41%
Rural	Lifestyle	Lifestyle - vacant	310,000	315,000	2,005	1,192	-	812	-41%
Rural	Lifestyle	Lifestyle - vacant	310,000	330,000	2,005	1,222	-	783	-39%
Rural	Lifestyle	Lifestyle - vacant	310,000	345,000	2,005	1,251	-	754	-38%
Rural	Lifestyle	Lifestyle - vacant	320,000	320,000	2,027	1,202	-	825	-41%
Rural	Lifestyle	Lifestyle - vacant	320,000	325,000	2,594	1,780	-	814	-31%
Rural	Lifestyle	Lifestyle - vacant	320,000	325,000	2,027	1,212	-	815	-40%
Rural	Lifestyle	Lifestyle - vacant	320,000	325,000	701	634	-	67	-10%
Rural	Lifestyle	Lifestyle - vacant	320,000	325,000	701	634	-	67	-10%
Rural	Lifestyle	Lifestyle - vacant	320,000	325,000	701	634	-	67	-10%
Rural	Lifestyle	Lifestyle - vacant	320,000	325,000	701	634	-	67	-10%
Rural	Lifestyle	Lifestyle - vacant	320,000	330,000	2,027	1,222	-	805	-40%
Rural	Lifestyle	Lifestyle - vacant	320,000	365,000	2,027	1,290	-	737	-36%
Rural	Lifestyle	Lifestyle - vacant	321,000	335,000	703	653	-	50	-7%
Rural	Lifestyle	Lifestyle - vacant	325,000	330,000	2,038	1,222	-	816	-40%
Rural	Lifestyle	Lifestyle - vacant	330,000	330,000	2,049	1,222	-	827	-40%
Rural	Lifestyle	Lifestyle - vacant	330,000	330,000	2,049	1,222	-	827	-40%
Rural	Lifestyle	Lifestyle - vacant	330,000	330,000	2,049	1,222	-	827	-40%
Rural	Lifestyle	Lifestyle - vacant	330,000	330,000	2,049	1,222	-	827	-40%
Rural	Lifestyle	Lifestyle - vacant	330,000	335,000	2,049	1,231	-	817	-40%
Rural	Lifestyle	Lifestyle - vacant	330,000	335,000	723	653	-	69	-10%
Rural	Lifestyle	Lifestyle - vacant	330,000	335,000	2,049	1,231	-	817	-40%
Rural	Lifestyle	Lifestyle - vacant	330,000	335,000	723	653	-	69	-10%
Rural	Lifestyle	Lifestyle - vacant	330,000	335,000	723	653	-	69	-10%
Rural	Lifestyle	Lifestyle - vacant	330,000	335,000	2,049	1,231	-	817	-40%
Rural	Lifestyle	Lifestyle - vacant	330,000	335,000	2,049	1,231	-	817	-40%
Rural	Lifestyle	Lifestyle - vacant	330,000	355,000	723	692	-	30	-4%
Rural	Lifestyle	Lifestyle - vacant	330,000	355,000	723	692	-	30	-4%
Rural	Lifestyle	Lifestyle - vacant	333,000	337,500	729	658	-	71	-10%
Rural	Lifestyle	Lifestyle - vacant	335,000	335,000	2,174	1,346	-	828	-38%
Rural	Lifestyle	Lifestyle - vacant	335,000	335,000	2,060	1,231	-	828	-40%
Rural	Lifestyle	Lifestyle - vacant	335,000	340,000	2,060	1,241	-	818	-40%
Rural	Lifestyle	Lifestyle - vacant	335,000	340,000	734	663	-	70	-10%
Rural	Lifestyle	Lifestyle - vacant	335,000	350,000	2,060	1,261	-	799	-39%
Rural	Lifestyle	Lifestyle - vacant	335,000	360,000	2,060	1,280	-	779	-38%
Rural	Lifestyle	Lifestyle - vacant	340,000	340,000	2,070	1,241	-	829	-40%
Rural	Lifestyle	Lifestyle - vacant	340,000	345,000	2,187	1,367	-	820	-37%
Rural	Lifestyle	Lifestyle - vacant	340,000	345,000	2,070	1,251	-	820	-40%
Rural	Lifestyle	Lifestyle - vacant	340,000	345,000	2,070	1,251	-	820	-40%
Rural	Lifestyle	Lifestyle - vacant	340,000	345,000	2,070	1,251	-	820	-40%
Rural	Lifestyle	Lifestyle - vacant	340,000	345,000	744	673	-	72	-10%
Rural	Lifestyle	Lifestyle - vacant	340,000	345,000	2,335	1,649	-	686	-29%
Rural	Lifestyle	Lifestyle - vacant	340,000	355,000	2,594	1,794	-	800	-31%
Rural	Lifestyle	Lifestyle - vacant	340,000	365,000	2,070	1,290	-	781	-38%
Rural	Lifestyle	Lifestyle - vacant	340,000	390,000	2,070	1,339	-	732	-35%
Rural	Lifestyle	Lifestyle - vacant	345,000	349,500	2,081	1,260	-	822	-39%
Rural	Lifestyle	Lifestyle - vacant	345,000	990,000	2,200	2,627	-	427	19%
Rural	Lifestyle	Lifestyle - vacant	350,000	355,000	766	692	-	74	-10%
Rural	Lifestyle	Lifestyle - vacant	350,000	355,000	2,092	1,270	-	822	-39%
Rural	Lifestyle	Lifestyle - vacant	350,000	355,000	2,092	1,270	-	822	-39%
Rural	Lifestyle	Lifestyle - vacant	350,000	355,000	2,371	1,270	-	1,101	-46%
Rural	Lifestyle	Lifestyle - vacant	350,000	355,000	1,902	1,828	-	73	-4%
Rural	Lifestyle	Lifestyle - vacant	350,000	355,000	2,212	1,390	-	822	-37%
Rural	Lifestyle	Lifestyle - vacant	350,000	355,000	2,092	1,270	-	822	-39%
Rural	Lifestyle	Lifestyle - vacant	350,000	360,000	2,092	1,280	-	812	-39%



Rural	Lifestyle	Lifestyle - vacant	420,000	430,000	2,389	1,560	-	829	-35%
Rural	Lifestyle	Lifestyle - vacant	420,000	970,000	2,246	2,470	-	224	10%
Rural	Lifestyle	Lifestyle - vacant	425,000	435,000	2,257	1,426	-	830	-37%
Rural	Lifestyle	Lifestyle - vacant	425,000	450,000	2,257	1,456	-	801	-35%
Rural	Lifestyle	Lifestyle - vacant	425,000	470,000	2,257	1,495	-	762	-34%
Rural	Lifestyle	Lifestyle - vacant	425,000	505,000	2,257	1,563	-	694	-31%
Rural	Lifestyle	Lifestyle - vacant	430,000	435,000	2,077	1,984	-	92	-4%
Rural	Lifestyle	Lifestyle - vacant	430,000	435,000	2,415	1,574	-	841	-35%
Rural	Lifestyle	Lifestyle - vacant	430,000	435,000	2,415	1,574	-	841	-35%
Rural	Lifestyle	Lifestyle - vacant	430,000	435,000	2,415	1,574	-	841	-35%
Rural	Lifestyle	Lifestyle - vacant	430,000	435,000	2,268	1,426	-	841	-37%
Rural	Lifestyle	Lifestyle - vacant	430,000	435,000	2,268	1,426	-	841	-37%
Rural	Lifestyle	Lifestyle - vacant	430,000	435,000	2,268	1,426	-	841	-37%
Rural	Lifestyle	Lifestyle - vacant	430,000	435,000	2,268	1,426	-	841	-37%
Rural	Lifestyle	Lifestyle - vacant	430,000	435,000	2,268	1,426	-	841	-37%
Rural	Lifestyle	Lifestyle - vacant	430,000	440,000	2,268	1,436	-	831	-37%
Rural	Lifestyle	Lifestyle - vacant	430,000	445,000	2,835	2,014	-	821	-29%
Rural	Lifestyle	Lifestyle - vacant	430,000	480,000	2,415	1,661	-	753	-31%
Rural	Lifestyle	Lifestyle - vacant	430,000	495,000	2,268	1,543	-	724	-32%
Rural	Lifestyle	Lifestyle - vacant	430,000	1,360,000	2,268	3,230	-	963	42%
Rural	Lifestyle	Lifestyle - vacant	434,000	438,500	950	855	-	95	-10%
Rural	Lifestyle	Lifestyle - vacant	435,000	440,000	2,278	1,436	-	842	-37%
Rural	Lifestyle	Lifestyle - vacant	435,000	460,000	2,278	1,475	-	803	-35%
Rural	Lifestyle	Lifestyle - vacant	440,000	445,000	963	868	-	96	-10%
Rural	Lifestyle	Lifestyle - vacant	440,000	445,000	2,289	1,446	-	844	-37%
Rural	Lifestyle	Lifestyle - vacant	440,000	450,000	963	878	-	86	-9%
Rural	Lifestyle	Lifestyle - vacant	445,000	450,000	974	878	-	97	-10%
Rural	Lifestyle	Lifestyle - vacant	445,000	450,000	2,300	1,456	-	845	-37%
Rural	Lifestyle	Lifestyle - vacant	445,000	450,000	974	878	-	97	-10%
Rural	Lifestyle	Lifestyle - vacant	445,000	450,000	2,300	1,456	-	845	-37%
Rural	Lifestyle	Lifestyle - vacant	450,000	455,000	2,311	1,465	-	846	-37%
Rural	Lifestyle	Lifestyle - vacant	450,000	455,000	2,311	1,465	-	846	-37%
Rural	Lifestyle	Lifestyle - vacant	450,000	455,000	1,250	1,285	-	35	3%
Rural	Lifestyle	Lifestyle - vacant	450,000	470,000	3,004	2,188	-	817	-27%
Rural	Lifestyle	Lifestyle - vacant	450,000	555,000	2,465	1,814	-	651	-26%
Rural	Lifestyle	Lifestyle - vacant	455,000	465,000	2,322	1,485	-	837	-36%
Rural	Lifestyle	Lifestyle - vacant	455,000	470,000	2,478	1,650	-	828	-33%
Rural	Lifestyle	Lifestyle - vacant	460,000	460,000	2,333	1,475	-	858	-37%
Rural	Lifestyle	Lifestyle - vacant	460,000	465,000	2,333	1,485	-	848	-36%
Rural	Lifestyle	Lifestyle - vacant	460,000	470,000	2,333	1,495	-	839	-36%
Rural	Lifestyle	Lifestyle - vacant	460,000	475,000	1,716	1,635	-	81	-5%
Rural	Lifestyle	Lifestyle - vacant	460,000	580,000	2,333	1,709	-	624	-27%
Rural	Lifestyle	Lifestyle - vacant	465,000	470,000	2,344	1,495	-	850	-36%
Rural	Lifestyle	Lifestyle - vacant	465,000	470,000	2,503	1,654	-	850	-34%
Rural	Lifestyle	Lifestyle - vacant	465,000	475,000	2,344	1,504	-	840	-36%
Rural	Lifestyle	Lifestyle - vacant	465,000	480,000	2,503	1,673	-	830	-33%
Rural	Lifestyle	Lifestyle - vacant	465,000	515,000	2,503	1,742	-	762	-30%
Rural	Lifestyle	Lifestyle - vacant	465,000	520,000	2,503	1,751	-	752	-30%
Rural	Lifestyle	Lifestyle - vacant	470,000	475,000	2,355	1,504	-	851	-36%
Rural	Lifestyle	Lifestyle - vacant	470,000	475,000	1,029	926	-	103	-10%
Rural	Lifestyle	Lifestyle - vacant	470,000	475,000	2,355	1,504	-	851	-36%
Rural	Lifestyle	Lifestyle - vacant	470,000	500,000	3,079	2,277	-	802	-26%
Rural	Lifestyle	Lifestyle - vacant	473,000	480,000	1,036	936	-	100	-10%
Rural	Lifestyle	Lifestyle - vacant	480,000	485,000	1,051	946	-	105	-10%
Rural	Lifestyle	Lifestyle - vacant	480,000	485,000	2,377	1,524	-	853	-36%
Rural	Lifestyle	Lifestyle - vacant	480,000	485,000	2,377	1,524	-	853	-36%
Rural	Lifestyle	Lifestyle - vacant	480,000	485,000	2,377	1,524	-	853	-36%
Rural	Lifestyle	Lifestyle - vacant	480,000	490,000	2,377	1,534	-	843	-35%
Rural	Lifestyle	Lifestyle - vacant	480,000	490,000	1,051	956	-	95	-9%
Rural	Lifestyle	Lifestyle - vacant	480,000	495,000	1,051	965	-	86	-8%
Rural	Lifestyle	Lifestyle - vacant	490,000	495,000	1,073	965	-	108	-10%
Rural	Lifestyle	Lifestyle - vacant	490,000	505,000	3,153	2,317	-	836	-27%
Rural	Lifestyle	Lifestyle - vacant	495,000	500,000	2,579	1,723	-	857	-33%
Rural	Lifestyle	Lifestyle - vacant	495,000	500,000	2,579	1,723	-	857	-33%
Rural	Lifestyle	Lifestyle - vacant	495,000	500,000	1,084	975	-	109	-10%
Rural	Lifestyle	Lifestyle - vacant	495,000	500,000	2,410	1,553	-	857	-36%
Rural	Lifestyle	Lifestyle - vacant	495,000	500,000	3,545	2,689	-	856	-24%
Rural	Lifestyle	Lifestyle - vacant	500,000	505,000	1,095	985	-	110	-10%
Rural	Lifestyle	Lifestyle - vacant	500,000	505,000	2,421	1,563	-	858	-35%
Rural	Lifestyle	Lifestyle - vacant	500,000	505,000	3,556	2,699	-	857	-24%
Rural	Lifestyle	Lifestyle - vacant	500,000	505,000	2,421	1,563	-	858	-35%
Rural	Lifestyle	Lifestyle - vacant	500,000	505,000	2,421	1,563	-	858	-35%
Rural	Lifestyle	Lifestyle - vacant	500,000	505,000	2,421	1,563	-	858	-35%
Rural	Lifestyle	Lifestyle - vacant	500,000	505,000	2,421	1,563	-	858	-35%
Rural	Lifestyle	Lifestyle - vacant	500,000	505,000	1,095	985	-	110	-10%
Rural	Lifestyle	Lifestyle - vacant	500,000	505,000	1,095	985	-	110	-10%
Rural	Lifestyle	Lifestyle - vacant	500,000	510,000	2,421	1,573	-	848	-35%
Rural	Lifestyle	Lifestyle - vacant	500,000	555,000	2,592	1,832	-	760	-29%
Rural	Lifestyle	Lifestyle - vacant	500,000	860,000	2,098	2,814	-	716	34%
Rural	Lifestyle	Lifestyle - vacant	510,000	515,000	2,617	1,757	-	860	-33%
Rural	Lifestyle	Lifestyle - vacant	510,000	515,000	2,617	1,757	-	860	-33%
Rural	Lifestyle	Lifestyle - vacant	510,000	550,000	2,443	1,651	-	792	-32%
Rural	Lifestyle	Lifestyle - vacant	510,000	575,000	1,117	1,121	-	5	0%
Rural	Lifestyle	Lifestyle - vacant	510,000	930,000	3,729	3,532	-	196	-5%
Rural	Lifestyle	Lifestyle - vacant	520,000	520,000	2,593	2,602	-	9	0%
Rural	Lifestyle	Lifestyle - vacant	520,000	520,000	2,465	1,592	-	872	-35%
Rural	Lifestyle	Lifestyle - vacant	520,000	525,000	2,643	1,780	-	863	-33%
Rural	Lifestyle	Lifestyle - vacant	520,000	525,000	2,465	1,602	-	863	-35%
Rural	Lifestyle	Lifestyle - vacant	520,000	530,000	1,139	1,034	-	105	-9%
Rural	Lifestyle	Lifestyle - vacant	520,000	540,000	2,643	1,809	-	833	-32%
Rural	Lifestyle	Lifestyle - vacant	520,000	540,000	3,032	2,199	-	833	-27%

Rural	Lifestyle	Lifestyle - vacant	520,000	565,000	1,139	1,102	- 37	-3%
Rural	Lifestyle	Lifestyle - vacant	530,000	535,000	2,487	1,621	- 865	-35%
Rural	Lifestyle	Lifestyle - vacant	530,000	535,000	3,622	2,757	- 864	-24%
Rural	Lifestyle	Lifestyle - vacant	530,000	535,000	2,487	1,621	- 865	-35%
Rural	Lifestyle	Lifestyle - vacant	530,000	535,000	3,622	2,757	- 864	-24%
Rural	Lifestyle	Lifestyle - vacant	530,000	535,000	1,161	1,043	- 117	-10%
Rural	Lifestyle	Lifestyle - vacant	530,000	570,000	2,668	1,871	- 797	-30%
Rural	Lifestyle	Lifestyle - vacant	530,000	580,000	3,054	2,277	- 777	-25%
Rural	Lifestyle	Lifestyle - vacant	530,000	605,000	1,161	1,180	- 19	2%
Rural	Lifestyle	Lifestyle - vacant	530,000	695,000	1,342	1,537	- 195	15%
Rural	Lifestyle	Lifestyle - vacant	540,000	540,000	3,076	2,199	- 877	-29%
Rural	Lifestyle	Lifestyle - vacant	540,000	540,000	1,750	1,621	- 129	-7%
Rural	Lifestyle	Lifestyle - vacant	540,000	545,000	2,508	1,641	- 868	-35%
Rural	Lifestyle	Lifestyle - vacant	540,000	545,000	1,182	1,063	- 120	-10%
Rural	Lifestyle	Lifestyle - vacant	540,000	545,000	2,508	1,641	- 868	-35%
Rural	Lifestyle	Lifestyle - vacant	540,000	545,000	4,530	3,797	- 733	-16%
Rural	Lifestyle	Lifestyle - vacant	540,000	545,000	2,939	2,821	- 119	-4%
Rural	Lifestyle	Lifestyle - vacant	540,000	545,000	4,530	3,797	- 733	-16%
Rural	Lifestyle	Lifestyle - vacant	540,000	545,000	1,182	1,063	- 120	-10%
Rural	Lifestyle	Lifestyle - vacant	540,000	580,000	2,508	1,709	- 799	-32%
Rural	Lifestyle	Lifestyle - vacant	550,000	555,000	1,204	1,082	- 122	-10%
Rural	Lifestyle	Lifestyle - vacant	550,000	555,000	1,772	1,650	- 121	-7%
Rural	Lifestyle	Lifestyle - vacant	550,000	570,000	1,204	1,112	- 93	-8%
Rural	Lifestyle	Lifestyle - vacant	550,000	580,000	2,530	1,709	- 821	-32%
Rural	Lifestyle	Lifestyle - vacant	550,000	720,000	2,530	1,982	- 548	-22%
Rural	Lifestyle	Lifestyle - vacant	555,000	555,000	1,783	1,650	- 132	-7%
Rural	Lifestyle	Lifestyle - vacant	560,000	565,000	2,552	1,680	- 872	-34%
Rural	Lifestyle	Lifestyle - vacant	560,000	565,000	2,744	1,872	- 872	-32%
Rural	Lifestyle	Lifestyle - vacant	570,000	575,000	2,574	1,699	- 875	-34%
Rural	Lifestyle	Lifestyle - vacant	570,000	575,000	2,574	1,699	- 875	-34%
Rural	Lifestyle	Lifestyle - vacant	570,000	585,000	2,769	1,914	- 855	-31%
Rural	Lifestyle	Lifestyle - vacant	570,000	605,000	2,574	1,758	- 816	-32%
Rural	Lifestyle	Lifestyle - vacant	575,000	580,000	2,585	1,709	- 876	-34%
Rural	Lifestyle	Lifestyle - vacant	580,000	585,000	2,596	1,719	- 877	-34%
Rural	Lifestyle	Lifestyle - vacant	580,000	585,000	2,596	1,719	- 877	-34%
Rural	Lifestyle	Lifestyle - vacant	580,000	595,000	2,596	1,738	- 858	-33%
Rural	Lifestyle	Lifestyle - vacant	590,000	595,000	3,753	2,874	- 879	-23%
Rural	Lifestyle	Lifestyle - vacant	595,000	600,000	2,833	1,952	- 881	-31%
Rural	Lifestyle	Lifestyle - vacant	600,000	605,000	2,640	1,758	- 882	-33%
Rural	Lifestyle	Lifestyle - vacant	600,000	605,000	2,845	1,963	- 882	-31%
Rural	Lifestyle	Lifestyle - vacant	600,000	605,000	2,640	1,758	- 882	-33%
Rural	Lifestyle	Lifestyle - vacant	600,000	605,000	2,640	1,758	- 882	-33%
Rural	Lifestyle	Lifestyle - vacant	600,000	620,000	1,314	1,209	- 105	-8%
Rural	Lifestyle	Lifestyle - vacant	600,000	630,000	2,845	2,012	- 833	-29%
Rural	Lifestyle	Lifestyle - vacant	600,000	640,000	2,640	1,826	- 814	-31%
Rural	Lifestyle	Lifestyle - vacant	600,000	650,000	2,640	1,846	- 794	-30%
Rural	Lifestyle	Lifestyle - vacant	600,000	1,260,000	2,640	3,035	- 396	15%
Rural	Lifestyle	Lifestyle - vacant	620,000	625,000	2,684	1,797	- 887	-33%
Rural	Lifestyle	Lifestyle - vacant	625,000	630,000	5,074	4,187	- 887	-17%
Rural	Lifestyle	Lifestyle - vacant	640,000	650,000	1,401	1,268	- 134	-10%
Rural	Lifestyle	Lifestyle - vacant	640,000	650,000	2,727	1,846	- 882	-32%
Rural	Lifestyle	Lifestyle - vacant	640,000	730,000	2,727	2,002	- 726	-27%
Rural	Lifestyle	Lifestyle - vacant	650,000	650,000	4,372	3,602	- 770	-18%
Rural	Lifestyle	Lifestyle - vacant	650,000	655,000	1,423	1,277	- 146	-10%
Rural	Lifestyle	Lifestyle - vacant	650,000	680,000	2,749	1,904	- 845	-31%
Rural	Lifestyle	Lifestyle - vacant	660,000	665,000	2,997	2,101	- 896	-30%
Rural	Lifestyle	Lifestyle - vacant	660,000	665,000	2,997	2,101	- 896	-30%
Rural	Lifestyle	Lifestyle - vacant	660,000	665,000	2,771	1,875	- 896	-32%
Rural	Lifestyle	Lifestyle - vacant	660,000	690,000	2,771	1,924	- 847	-31%
Rural	Lifestyle	Lifestyle - vacant	670,000	710,000	3,928	3,099	- 830	-21%
Rural	Lifestyle	Lifestyle - vacant	690,000	700,000	2,837	1,943	- 894	-32%
Rural	Lifestyle	Lifestyle - vacant	700,000	705,000	3,098	2,193	- 906	-29%
Rural	Lifestyle	Lifestyle - vacant	700,000	705,000	2,859	1,953	- 906	-32%
Rural	Lifestyle	Lifestyle - vacant	700,000	710,000	2,859	1,963	- 896	-31%
Rural	Lifestyle	Lifestyle - vacant	700,000	710,000	3,098	2,202	- 896	-29%
Rural	Lifestyle	Lifestyle - vacant	700,000	710,000	2,859	2,541	- 318	-11%
Rural	Lifestyle	Lifestyle - vacant	700,000	720,000	3,426	2,550	- 876	-26%
Rural	Lifestyle	Lifestyle - vacant	710,000	715,000	2,881	1,972	- 908	-32%
Rural	Lifestyle	Lifestyle - vacant	710,000	770,000	4,016	3,216	- 800	-20%
Rural	Lifestyle	Lifestyle - vacant	710,000	1,840,000	5,524	6,944	- 1,420	26%
Rural	Lifestyle	Lifestyle - vacant	720,000	735,000	2,903	2,011	- 891	-31%
Rural	Lifestyle	Lifestyle - vacant	730,000	735,000	2,924	2,011	- 913	-31%
Rural	Lifestyle	Lifestyle - vacant	740,000	750,000	2,755	2,599	- 157	-6%
Rural	Lifestyle	Lifestyle - vacant	750,000	755,000	4,368	3,584	- 784	-18%
Rural	Lifestyle	Lifestyle - vacant	750,000	765,000	4,103	3,206	- 897	-22%
Rural	Lifestyle	Lifestyle - vacant	750,000	770,000	2,968	2,080	- 889	-30%
Rural	Lifestyle	Lifestyle - vacant	860,000	920,000	3,209	2,372	- 837	-26%
Rural	Lifestyle	Lifestyle - vacant	900,000	910,000	3,297	2,353	- 944	-29%
Rural	Mining	Mining - limestone	510,000	760,000	2,443	2,638	- 195	8%
Rural	Mining	Mining - Rock	21,000	21,000	1,404	651	- 753	-54%
Rural	Mining	Mining - Rock	28,000	33,000	1,387	642	- 745	-54%
Rural	Mining	Mining - Rock	110,000	185,000	1,567	939	- 628	-40%
Rural	Other/Utilities	Other - Maori sites	90,000	90,000	1,523	754	- 770	-51%
Rural	Other/Utilities	Other - other use	27,000	28,000	1,385	633	- 753	-54%
Rural	Other/Utilities	Other - other use	27,000	28,000	1,385	633	- 753	-54%
Rural	Other/Utilities	Other - other use	42,000	45,000	1,432	680	- 752	-53%
Rural	Other/Utilities	Other - other use	51,000	52,000	1,438	679	- 758	-53%
Rural	Other/Utilities	Other - other use	64,000	150,000	1,466	871	- 596	-41%
Rural	Other/Utilities	Other - other use	66,000	69,000	1,471	713	- 758	-52%
Rural	Other/Utilities	Other - other use	69,000	76,000	1,477	726	- 751	-51%
Rural	Other/Utilities	Other - other use	71,000	131,000	1,481	833	- 648	-44%

Rural	Other/Utilities	Other - other use	73,000	74,000	1,486	722	-	764	-51%
Rural	Other/Utilities	Other - other use	91,000	94,000	1,525	761	-	764	-50%
Rural	Other/Utilities	Other - other use	144,000	165,000	3,150	2,542	-	608	-19%
Rural	Other/Utilities	Other - other use	150,000	165,000	1,654	900	-	755	-46%
Rural	Other/Utilities	Other - other use	150,000	365,000	1,654	1,290	-	365	-22%
Rural	Other/Utilities	Other - other use	210,000	220,000	1,786	1,007	-	779	-44%
Rural	Other/Utilities	Other - other use	280,000	285,000	1,939	1,134	-	805	-42%
Rural	Other/Utilities	Other - other use	310,000	311,000	679	607	-	72	-11%
Rural	Other/Utilities	Other - other use	375,000	390,000	2,149	1,341	-	809	-38%
Rural	Other/Utilities	Other - other use	375,000	870,000	2,147	2,275	-	128	6%
Rural	Other/Utilities	Other - other use	800,000	840,000	3,078	2,216	-	862	-28%
Rural	Other/Utilities	Other - other use	870,000	1,060,000	3,231	2,645	-	586	-18%
Rural	Other/Utilities	Other - other use	6,390,000	6,990,000	15,318	14,210	-	1,108	-7%
Rural	Other/Utilities	Other - Passive reserves	2,000	2,000	4	4	-	0	-11%
Rural	Other/Utilities	Other - Passive reserves	7,000	7,000	15	14	-	2	-11%
Rural	Other/Utilities	Other - Passive reserves	8,000	9,000	18	18	-	0	0%
Rural	Other/Utilities	Other - Passive reserves	9,000	10,000	20	20	-	0	-1%
Rural	Other/Utilities	Other - Passive reserves	10,000	10,000	22	20	-	2	-11%
Rural	Other/Utilities	Other - Passive reserves	10,000	10,000	22	20	-	2	-11%
Rural	Other/Utilities	Other - Passive reserves	10,000	10,000	22	20	-	2	-11%
Rural	Other/Utilities	Other - Passive reserves	10,000	10,000	22	20	-	2	-11%
Rural	Other/Utilities	Other - Passive reserves	10,000	10,000	22	20	-	2	-11%
Rural	Other/Utilities	Other - Passive reserves	14,000	14,000	1,357	605	-	751	-55%
Rural	Other/Utilities	Other - Passive reserves	16,000	18,000	35	35	-	0	0%
Rural	Other/Utilities	Other - Passive reserves	16,000	18,000	35	35	-	0	0%
Rural	Other/Utilities	Other - Passive reserves	17,000	17,000	1,628	1,009	-	619	-38%
Rural	Other/Utilities	Other - Passive reserves	20,000	20,000	44	39	-	5	-11%
Rural	Other/Utilities	Other - Passive reserves	21,000	23,000	46	45	-	1	-2%
Rural	Other/Utilities	Other - Passive reserves	25,000	25,000	55	49	-	6	-11%
Rural	Other/Utilities	Other - Passive reserves	25,000	25,000	55	49	-	6	-11%
Rural	Other/Utilities	Other - Passive reserves	29,000	31,000	63	60	-	3	-5%
Rural	Other/Utilities	Other - Passive reserves	30,000	35,000	66	68	-	3	4%
Rural	Other/Utilities	Other - Passive reserves	30,000	40,000	66	78	-	12	19%
Rural	Other/Utilities	Other - Passive reserves	30,000	50,000	66	98	-	32	48%
Rural	Other/Utilities	Other - Passive reserves	32,000	33,000	70	64	-	6	-8%
Rural	Other/Utilities	Other - Passive reserves	32,000	37,000	70	72	-	2	3%
Rural	Other/Utilities	Other - Passive reserves	32,000	38,000	70	74	-	4	6%
Rural	Other/Utilities	Other - Passive reserves	32,000	38,000	70	74	-	4	6%
Rural	Other/Utilities	Other - Passive reserves	35,000	50,000	77	98	-	21	27%
Rural	Other/Utilities	Other - Passive reserves	38,000	40,000	83	78	-	5	-6%
Rural	Other/Utilities	Other - Passive reserves	38,000	44,000	83	86	-	3	3%
Rural	Other/Utilities	Other - Passive reserves	40,000	40,000	88	78	-	10	-11%
Rural	Other/Utilities	Other - Passive reserves	40,000	40,000	88	78	-	10	-11%
Rural	Other/Utilities	Other - Passive reserves	40,000	40,000	88	78	-	10	-11%
Rural	Other/Utilities	Other - Passive reserves	40,000	42,000	88	82	-	6	-6%
Rural	Other/Utilities	Other - Passive reserves	43,000	43,000	94	84	-	10	-11%
Rural	Other/Utilities	Other - Passive reserves	43,000	46,000	94	90	-	4	-5%
Rural	Other/Utilities	Other - Passive reserves	45,000	45,000	99	88	-	11	-11%
Rural	Other/Utilities	Other - Passive reserves	45,000	47,000	99	92	-	7	-7%
Rural	Other/Utilities	Other - Passive reserves	48,000	50,000	105	98	-	8	-7%
Rural	Other/Utilities	Other - Passive reserves	48,000	50,000	105	98	-	8	-7%
Rural	Other/Utilities	Other - Passive reserves	48,000	51,000	105	99	-	6	-5%
Rural	Other/Utilities	Other - Passive reserves	50,000	50,000	109	98	-	12	-11%
Rural	Other/Utilities	Other - Passive reserves	50,000	55,000	109	107	-	2	-2%
Rural	Other/Utilities	Other - Passive reserves	51,000	58,000	112	113	-	1	1%
Rural	Other/Utilities	Other - Passive reserves	55,000	60,000	139	136	-	3	-2%
Rural	Other/Utilities	Other - Passive reserves	56,000	56,000	123	109	-	13	-11%
Rural	Other/Utilities	Other - Passive reserves	60,000	65,000	131	127	-	5	-4%
Rural	Other/Utilities	Other - Passive reserves	64,000	64,000	140	125	-	15	-11%
Rural	Other/Utilities	Other - Passive reserves	65,000	65,000	142	127	-	16	-11%
Rural	Other/Utilities	Other - Passive reserves	70,000	70,000	153	137	-	17	-11%
Rural	Other/Utilities	Other - Passive reserves	75,000	80,000	164	156	-	8	-5%
Rural	Other/Utilities	Other - Passive reserves	77,000	98,000	1,495	769	-	725	-49%
Rural	Other/Utilities	Other - Passive reserves	78,000	85,000	171	166	-	5	-3%
Rural	Other/Utilities	Other - Passive reserves	80,000	80,000	175	156	-	19	-11%
Rural	Other/Utilities	Other - Passive reserves	80,000	82,000	175	160	-	15	-9%
Rural	Other/Utilities	Other - Passive reserves	80,000	86,000	203	195	-	7	-4%
Rural	Other/Utilities	Other - Passive reserves	85,000	85,000	1,777	1,142	-	635	-36%
Rural	Other/Utilities	Other - Passive reserves	88,000	94,000	193	183	-	9	-5%
Rural	Other/Utilities	Other - Passive reserves	88,000	94,000	193	183	-	9	-5%
Rural	Other/Utilities	Other - Passive reserves	96,000	102,000	210	199	-	11	-5%
Rural	Other/Utilities	Other - Passive reserves	96,000	102,000	210	199	-	11	-5%
Rural	Other/Utilities	Other - Passive reserves	98,000	104,000	215	203	-	12	-5%
Rural	Other/Utilities	Other - Passive reserves	100,000	100,000	219	195	-	24	-11%
Rural	Other/Utilities	Other - Passive reserves	100,000	110,000	219	215	-	4	-2%
Rural	Other/Utilities	Other - Passive reserves	102,000	102,000	223	199	-	24	-11%
Rural	Other/Utilities	Other - Passive reserves	107,000	108,000	234	211	-	24	-10%
Rural	Other/Utilities	Other - Passive reserves	144,000	155,000	315	302	-	13	-4%
Rural	Other/Utilities	Other - Passive reserves	145,000	150,000	1,643	871	-	773	-47%
Rural	Other/Utilities	Other - Passive reserves	185,000	190,000	405	371	-	35	-9%
Rural	Other/Utilities	Other - Passive reserves	185,000	190,000	405	371	-	35	-9%
Rural	Other/Utilities	Other - Passive reserves	185,000	195,000	405	380	-	25	-6%
Rural	Other/Utilities	Other - Passive reserves	215,000	265,000	471	517	-	46	10%
Rural	Other/Utilities	Other - Passive reserves	530,000	530,000	1,824	1,323	-	501	-27%
Rural	Other/Utilities	Other - Passive reserves	1,683,000	1,902,000	3,685	3,709	-	24	1%
Rural	Other/Utilities	Other - Religious	200,000	210,000	1,764	988	-	776	-44%
Rural	Other/Utilities	Other - Religious	303,000	304,000	1,989	1,171	-	819	-41%
Rural	Other/Utilities	Other - Religious	375,000	440,000	2,147	1,436	-	711	-33%
Rural	Other/Utilities	Other - Sports grounds	120,000	155,000	926	591	-	334	-36%
Rural	Other/Utilities	Other - Sports grounds	265,000	480,000	1,906	1,514	-	392	-21%
Rural	Other/Utilities	Other - Sports grounds	280,000	385,000	7,808	7,840	-	32	0%



Rural	Other/Utilities	Other - Sports grounds	2,000,000	5,160,000	6,390	11,904	5,514	86%
Rural	Other/Utilities	Other - vacant	100	100	0	0	0	-11%
Rural	Other/Utilities	Other - vacant	6,000	6,000	13	12	1	-11%
Rural	Other/Utilities	Other - vacant	6,500	8,500	1,615	1,003	612	-38%
Rural	Other/Utilities	Other - vacant	7,000	8,000	1,341	594	748	-56%
Rural	Other/Utilities	Other - vacant	11,000	11,000	1,350	599	751	-56%
Rural	Other/Utilities	Other - vacant	11,000	12,000	24	23	1	-3%
Rural	Other/Utilities	Other - vacant	17,000	28,000	1,363	633	731	-54%
Rural	Other/Utilities	Other - vacant	19,000	20,000	42	39	3	-6%
Rural	Other/Utilities	Other - vacant	19,000	20,000	1,368	617	751	-55%
Rural	Other/Utilities	Other - vacant	21,000	22,000	1,637	1,019	618	-38%
Rural	Other/Utilities	Other - vacant	24,000	25,000	1,379	627	752	-55%
Rural	Other/Utilities	Other - vacant	42,000	42,000	1,418	660	758	-53%
Rural	Other/Utilities	Other - vacant	45,000	47,000	99	92	7	-7%
Rural	Other/Utilities	Other - vacant	46,000	47,000	1,427	670	757	-53%
Rural	Other/Utilities	Other - vacant	51,000	52,000	1,438	679	758	-53%
Rural	Other/Utilities	Other - vacant	73,000	74,000	1,511	747	764	-51%
Rural	Other/Utilities	Other - vacant	290,000	291,000	1,961	1,146	815	-42%
Rural	Other/Utilities	Utilities - Civic	3,000	27,000	1,333	631	702	-53%
Rural	Other/Utilities	Utilities - Civic	141,000	445,000	1,635	1,446	189	-12%
Rural	Other/Utilities	Utilities - Civic	200,000	530,000	1,764	1,612	152	-9%
Rural	Other/Utilities	Utilities - Civic	300,000	710,000	1,983	1,963	20	-1%
Rural	Other/Utilities	Utilities - Civic	330,000	2,450,000	2,049	5,356	3,308	161%
Rural	Other/Utilities	Utilities - Energy	1,500	1,500	1,329	581	748	-56%
Rural	Other/Utilities	Utilities - Energy	7,000	39,000	1,341	654	687	-51%
Rural	Other/Utilities	Utilities - Energy	18,000	18,000	1,365	613	752	-55%
Rural	Other/Utilities	Utilities - Energy	45,000	62,000	1,425	699	726	-51%
Rural	Other/Utilities	Utilities - Energy	119,000	120,000	1,587	812	775	-49%
Rural	Other/Utilities	Utilities - Energy	200,000	355,000	1,764	1,270	494	-28%
Rural	Other/Utilities	Utilities - Energy	210,000	305,000	2,353	1,741	613	-26%
Rural	Other/Utilities	Utilities - Energy	600,000	2,570,000	2,640	5,590	2,950	112%
Rural	Other/Utilities	Utilities - Generating and processing	500,000	2,080,000	2,421	4,635	2,214	91%
Rural	Other/Utilities	Utilities - Telecommunications	6,500	7,000	1,340	592	749	-56%
Rural	Other/Utilities	Utilities - Telecommunications	27,000	71,000	1,385	716	669	-48%
Rural	Other/Utilities	Utilities - Telecommunications	35,000	59,000	1,403	693	710	-51%
Rural	Pastoral	Pastoral - Finishing	3,500	4,400	8	9	1	12%
Rural	Pastoral	Pastoral - Finishing	11,000	11,900	1,294	999	295	-23%
Rural	Pastoral	Pastoral - Finishing	11,000	14,500	24	28	4	17%
Rural	Pastoral	Pastoral - Finishing	12,000	12,900	1,352	603	749	-55%
Rural	Pastoral	Pastoral - Finishing	12,000	13,500	26	26	0	0%
Rural	Pastoral	Pastoral - Finishing	20,000	21,000	1,370	619	751	-55%
Rural	Pastoral	Pastoral - Finishing	22,000	25,500	48	50	2	3%
Rural	Pastoral	Pastoral - Finishing	27,000	28,000	1,385	633	753	-54%
Rural	Pastoral	Pastoral - Finishing	34,000	35,000	1,400	646	754	-54%
Rural	Pastoral	Pastoral - Finishing	43,000	46,000	94	90	4	-5%
Rural	Pastoral	Pastoral - Finishing	53,000	56,000	116	109	7	-6%
Rural	Pastoral	Pastoral - Finishing	63,000	67,000	138	131	7	-5%
Rural	Pastoral	Pastoral - Finishing	67,000	72,500	147	141	5	-4%
Rural	Pastoral	Pastoral - Finishing	110,000	116,000	241	226	15	-6%
Rural	Pastoral	Pastoral - Finishing	125,000	131,500	274	256	17	-6%
Rural	Pastoral	Pastoral - Finishing	136,000	136,900	1,624	845	779	-48%
Rural	Pastoral	Pastoral - Finishing	140,000	149,000	307	291	16	-5%
Rural	Pastoral	Pastoral - Finishing	145,000	150,000	317	293	25	-8%
Rural	Pastoral	Pastoral - Finishing	151,000	155,500	331	303	27	-8%
Rural	Pastoral	Pastoral - Finishing	160,000	600,000	1,676	2,326	650	39%
Rural	Pastoral	Pastoral - Finishing	168,000	181,000	368	353	15	-4%
Rural	Pastoral	Pastoral - Finishing	168,000	181,000	368	353	15	-4%
Rural	Pastoral	Pastoral - Finishing	177,000	181,500	1,714	932	782	-46%
Rural	Pastoral	Pastoral - Finishing	180,000	185,000	1,720	939	781	-45%
Rural	Pastoral	Pastoral - Finishing	184,000	363,000	403	708	305	76%
Rural	Pastoral	Pastoral - Finishing	191,000	195,500	1,744	959	785	-45%
Rural	Pastoral	Pastoral - Finishing	195,000	205,000	1,753	978	775	-44%
Rural	Pastoral	Pastoral - Finishing	247,000	257,000	1,867	1,079	788	-42%
Rural	Pastoral	Pastoral - Finishing	250,000	410,000	1,873	1,378	496	-26%
Rural	Pastoral	Pastoral - Finishing	345,000	350,000	2,081	1,261	821	-39%
Rural	Pastoral	Pastoral - Finishing	352,000	361,000	2,097	1,282	815	-39%
Rural	Pastoral	Pastoral - Finishing	360,000	370,000	2,114	1,300	815	-39%
Rural	Pastoral	Pastoral - Finishing	365,000	640,000	2,125	1,826	299	-14%
Rural	Pastoral	Pastoral - Finishing	395,000	410,000	2,191	1,378	813	-37%
Rural	Pastoral	Pastoral - Finishing	400,000	740,000	2,202	2,021	181	-8%
Rural	Pastoral	Pastoral - Finishing	425,000	430,000	2,257	1,417	840	-37%
Rural	Pastoral	Pastoral - Finishing	460,000	840,000	2,333	2,216	117	-5%
Rural	Pastoral	Pastoral - Finishing	460,000	920,000	2,333	2,372	39	2%
Rural	Pastoral	Pastoral - Finishing	490,000	740,000	2,399	2,021	378	-16%
Rural	Pastoral	Pastoral - Finishing	500,000	1,000,000	2,421	2,528	107	4%
Rural	Pastoral	Pastoral - Finishing	502,000	511,500	2,425	1,576	850	-35%
Rural	Pastoral	Pastoral - Finishing	511,000	760,000	2,445	2,060	385	-16%
Rural	Pastoral	Pastoral - Finishing	520,000	530,000	2,465	1,612	853	-35%
Rural	Pastoral	Pastoral - Finishing	530,000	550,000	2,487	1,651	836	-34%
Rural	Pastoral	Pastoral - Finishing	530,000	550,000	2,487	1,651	836	-34%
Rural	Pastoral	Pastoral - Finishing	530,000	560,000	2,487	1,670	816	-33%
Rural	Pastoral	Pastoral - Finishing	530,000	610,000	2,668	1,949	719	-27%
Rural	Pastoral	Pastoral - Finishing	540,000	560,000	2,508	1,670	838	-33%
Rural	Pastoral	Pastoral - Finishing	540,000	560,000	2,508	1,670	838	-33%
Rural	Pastoral	Pastoral - Finishing	550,000	570,000	2,719	1,878	841	-31%
Rural	Pastoral	Pastoral - Finishing	550,000	590,000	2,719	1,917	802	-29%
Rural	Pastoral	Pastoral - Finishing	552,000	716,000	2,535	1,974	560	-22%
Rural	Pastoral	Pastoral - Finishing	552,000	735,000	1,530	1,433	96	-6%
Rural	Pastoral	Pastoral - Finishing	560,000	590,000	2,552	1,729	824	-32%
Rural	Pastoral	Pastoral - Finishing	580,000	600,000	2,861	2,146	715	-25%
Rural	Pastoral	Pastoral - Finishing	610,000	620,000	2,871	1,996	875	-30%

Rural	Pastoral	Pastoral - Finishing	620,000	630,000	1,358	1,229	-	129	-9%
Rural	Pastoral	Pastoral - Finishing	620,000	630,000	2,684	1,807	-	877	-33%
Rural	Pastoral	Pastoral - Finishing	630,000	660,000	1,379	1,287	-	92	-7%
Rural	Pastoral	Pastoral - Finishing	630,000	860,000	2,705	2,255	-	450	-17%
Rural	Pastoral	Pastoral - Finishing	650,000	710,000	1,423	1,385	-	39	-3%
Rural	Pastoral	Pastoral - Finishing	650,000	1,000,000	2,749	2,528	-	221	-8%
Rural	Pastoral	Pastoral - Finishing	650,000	1,240,000	2,749	2,996	-	247	9%
Rural	Pastoral	Pastoral - Finishing	660,000	670,000	2,771	1,885	-	886	-32%
Rural	Pastoral	Pastoral - Finishing	660,000	1,020,000	2,771	2,567	-	204	-7%
Rural	Pastoral	Pastoral - Finishing	670,000	700,000	3,022	2,173	-	850	-28%
Rural	Pastoral	Pastoral - Finishing	685,000	1,495,000	2,826	3,494	-	668	24%
Rural	Pastoral	Pastoral - Finishing	690,000	770,000	3,073	2,316	-	757	-25%
Rural	Pastoral	Pastoral - Finishing	700,000	720,000	2,859	1,982	-	877	-31%
Rural	Pastoral	Pastoral - Finishing	700,000	730,000	2,859	2,002	-	857	-30%
Rural	Pastoral	Pastoral - Finishing	700,000	750,000	3,098	2,280	-	818	-26%
Rural	Pastoral	Pastoral - Finishing	700,000	1,000,000	3,098	2,768	-	330	-11%
Rural	Pastoral	Pastoral - Finishing	700,000	1,040,000	3,098	2,846	-	252	-8%
Rural	Pastoral	Pastoral - Finishing	700,000	1,100,000	2,859	2,723	-	135	-5%
Rural	Pastoral	Pastoral - Finishing	700,000	1,490,000	2,859	3,484	-	625	22%
Rural	Pastoral	Pastoral - Finishing	710,000	734,000	2,881	2,009	-	871	-30%
Rural	Pastoral	Pastoral - Finishing	710,000	1,060,000	3,974	3,739	-	235	-6%
Rural	Pastoral	Pastoral - Finishing	710,000	1,290,000	1,798	2,759	-	961	53%
Rural	Pastoral	Pastoral - Finishing	720,000	731,000	2,903	2,004	-	899	-31%
Rural	Pastoral	Pastoral - Finishing	720,000	740,000	2,903	2,021	-	881	-30%
Rural	Pastoral	Pastoral - Finishing	720,000	1,080,000	2,903	2,684	-	218	-8%
Rural	Pastoral	Pastoral - Finishing	720,000	1,320,000	2,903	3,152	-	250	9%
Rural	Pastoral	Pastoral - Finishing	720,000	1,660,000	2,903	4,393	-	1,491	51%
Rural	Pastoral	Pastoral - Finishing	725,000	1,635,000	2,913	3,767	-	853	29%
Rural	Pastoral	Pastoral - Finishing	730,000	770,000	1,598	1,502	-	97	-6%
Rural	Pastoral	Pastoral - Finishing	745,000	839,000	1,631	1,636	-	5	0%
Rural	Pastoral	Pastoral - Finishing	750,000	775,000	2,968	2,089	-	879	-30%
Rural	Pastoral	Pastoral - Finishing	750,000	1,140,000	2,968	2,801	-	167	-6%
Rural	Pastoral	Pastoral - Finishing	750,000	1,490,000	4,103	4,620	-	516	13%
Rural	Pastoral	Pastoral - Finishing	770,000	810,000	3,012	2,158	-	854	-28%
Rural	Pastoral	Pastoral - Finishing	770,000	1,380,000	3,012	3,847	-	835	28%
Rural	Pastoral	Pastoral - Finishing	783,000	820,000	3,040	2,177	-	863	-28%
Rural	Pastoral	Pastoral - Finishing	790,000	1,040,000	3,056	2,606	-	450	-15%
Rural	Pastoral	Pastoral - Finishing	790,000	1,270,000	3,056	3,055	-	1	0%
Rural	Pastoral	Pastoral - Finishing	820,000	840,000	3,122	2,216	-	905	-29%
Rural	Pastoral	Pastoral - Finishing	820,000	850,000	3,122	2,236	-	886	-28%
Rural	Pastoral	Pastoral - Finishing	820,000	880,000	3,122	2,294	-	827	-27%
Rural	Pastoral	Pastoral - Finishing	820,000	1,850,000	3,122	4,186	-	1,064	34%
Rural	Pastoral	Pastoral - Finishing	830,000	1,740,000	3,143	3,971	-	828	26%
Rural	Pastoral	Pastoral - Finishing	840,000	1,270,000	3,165	3,055	-	110	-3%
Rural	Pastoral	Pastoral - Finishing	847,000	856,500	1,855	1,670	-	184	-10%
Rural	Pastoral	Pastoral - Finishing	850,000	860,000	4,496	3,564	-	932	-21%
Rural	Pastoral	Pastoral - Finishing	850,000	880,000	3,478	2,585	-	893	-26%
Rural	Pastoral	Pastoral - Finishing	850,000	890,000	3,187	2,314	-	873	-27%
Rural	Pastoral	Pastoral - Finishing	850,000	1,100,000	3,187	2,723	-	464	-15%
Rural	Pastoral	Pastoral - Finishing	850,000	1,580,000	3,187	4,237	-	1,050	33%
Rural	Pastoral	Pastoral - Finishing	857,000	866,500	3,203	2,268	-	935	-29%
Rural	Pastoral	Pastoral - Finishing	860,000	1,230,000	3,209	2,977	-	232	-7%
Rural	Pastoral	Pastoral - Finishing	860,000	1,800,000	3,209	4,088	-	879	27%
Rural	Pastoral	Pastoral - Finishing	870,000	1,180,000	3,231	2,879	-	352	-11%
Rural	Pastoral	Pastoral - Finishing	880,000	1,080,000	3,253	2,684	-	569	-17%
Rural	Pastoral	Pastoral - Finishing	880,000	1,200,000	3,253	2,918	-	335	-10%
Rural	Pastoral	Pastoral - Finishing	920,000	950,000	3,340	2,431	-	910	-27%
Rural	Pastoral	Pastoral - Finishing	950,000	970,000	4,541	3,606	-	936	-21%
Rural	Pastoral	Pastoral - Finishing	970,000	1,000,000	3,591	3,418	-	173	-5%
Rural	Pastoral	Pastoral - Finishing	970,000	1,000,000	3,782	2,860	-	922	-24%
Rural	Pastoral	Pastoral - Finishing	970,000	1,000,000	4,944	4,022	-	922	-19%
Rural	Pastoral	Pastoral - Finishing	970,000	1,380,000	3,450	3,269	-	181	-5%
Rural	Pastoral	Pastoral - Finishing	980,000	1,020,000	3,807	2,903	-	905	-24%
Rural	Pastoral	Pastoral - Finishing	980,000	1,040,000	3,472	2,606	-	866	-25%
Rural	Pastoral	Pastoral - Finishing	1,000,000	1,020,000	2,532	2,332	-	200	-8%
Rural	Pastoral	Pastoral - Finishing	1,000,000	1,020,000	3,516	2,567	-	948	-27%
Rural	Pastoral	Pastoral - Finishing	1,000,000	1,020,000	3,516	2,567	-	948	-27%
Rural	Pastoral	Pastoral - Finishing	1,000,000	1,030,000	3,516	2,587	-	929	-26%
Rural	Pastoral	Pastoral - Finishing	1,000,000	2,250,000	3,780	6,520	-	2,740	72%
Rural	Pastoral	Pastoral - Finishing	1,010,000	1,040,000	3,538	2,606	-	931	-26%
Rural	Pastoral	Pastoral - Finishing	1,020,000	1,505,000	3,559	3,513	-	46	-1%
Rural	Pastoral	Pastoral - Finishing	1,040,000	1,051,000	3,282	2,628	-	655	-20%
Rural	Pastoral	Pastoral - Finishing	1,050,000	1,130,000	3,625	2,782	-	843	-23%
Rural	Pastoral	Pastoral - Finishing	1,050,000	1,200,000	3,625	2,918	-	707	-19%
Rural	Pastoral	Pastoral - Finishing	1,050,000	1,350,000	2,299	2,633	-	334	15%
Rural	Pastoral	Pastoral - Finishing	1,060,000	1,130,000	3,647	2,782	-	865	-24%
Rural	Pastoral	Pastoral - Finishing	1,060,000	1,270,000	3,647	3,055	-	592	-16%
Rural	Pastoral	Pastoral - Finishing	1,060,000	1,610,000	3,647	3,718	-	71	2%
Rural	Pastoral	Pastoral - Finishing	1,070,000	1,103,000	3,669	2,729	-	940	-26%
Rural	Pastoral	Pastoral - Finishing	1,070,000	1,110,000	3,669	2,743	-	926	-25%
Rural	Pastoral	Pastoral - Finishing	1,090,000	1,520,000	4,086	3,916	-	170	-4%
Rural	Pastoral	Pastoral - Finishing	1,090,000	2,000,000	3,713	5,057	-	1,344	36%
Rural	Pastoral	Pastoral - Finishing	1,100,000	1,120,000	4,111	3,139	-	972	-24%
Rural	Pastoral	Pastoral - Finishing	1,120,000	1,150,000	4,162	3,204	-	958	-23%
Rural	Pastoral	Pastoral - Finishing	1,120,000	1,600,000	3,778	3,120	-	658	-17%
Rural	Pastoral	Pastoral - Finishing	1,130,000	1,160,000	4,187	3,227	-	960	-23%
Rural	Pastoral	Pastoral - Finishing	1,130,000	1,160,000	4,187	3,227	-	960	-23%
Rural	Pastoral	Pastoral - Finishing	1,150,000	2,360,000	3,844	5,181	-	1,337	35%
Rural	Pastoral	Pastoral - Finishing	1,160,000	1,600,000	3,866	3,698	-	168	-4%
Rural	Pastoral	Pastoral - Finishing	1,190,000	1,210,000	4,208	3,214	-	994	-24%
Rural	Pastoral	Pastoral - Finishing	1,220,000	1,260,000	3,997	3,035	-	962	-24%

Rural	Pastoral	Pastoral - Finishing	1,230,000	1,260,000	4,440	3,456	984	-22%
Rural	Pastoral	Pastoral - Finishing	1,230,000	1,590,000	4,019	3,679	340	-8%
Rural	Pastoral	Pastoral - Finishing	1,240,000	1,500,000	4,041	3,503	538	-13%
Rural	Pastoral	Pastoral - Finishing	1,250,000	1,280,000	5,988	4,999	989	-17%
Rural	Pastoral	Pastoral - Finishing	1,250,000	1,310,000	4,491	3,561	930	-21%
Rural	Pastoral	Pastoral - Finishing	1,250,000	1,500,000	4,328	3,901	426	-10%
Rural	Pastoral	Pastoral - Finishing	1,250,000	1,800,000	4,491	4,516	25	1%
Rural	Pastoral	Pastoral - Finishing	1,250,000	2,000,000	4,376	4,791	415	9%
Rural	Pastoral	Pastoral - Finishing	1,260,000	1,300,000	4,085	3,113	972	-24%
Rural	Pastoral	Pastoral - Finishing	1,270,000	1,310,000	4,107	3,133	974	-24%
Rural	Pastoral	Pastoral - Finishing	1,270,000	1,730,000	4,542	4,387	155	-3%
Rural	Pastoral	Pastoral - Finishing	1,280,000	1,300,000	2,803	2,535	267	-10%
Rural	Pastoral	Pastoral - Finishing	1,280,000	1,310,000	4,567	3,571	996	-22%
Rural	Pastoral	Pastoral - Finishing	1,280,000	1,310,000	4,567	3,571	996	-22%
Rural	Pastoral	Pastoral - Finishing	1,280,000	1,540,000	5,264	4,717	547	-10%
Rural	Pastoral	Pastoral - Finishing	1,285,000	1,955,000	4,140	4,969	829	20%
Rural	Pastoral	Pastoral - Finishing	1,300,000	1,610,000	4,173	3,718	455	-11%
Rural	Pastoral	Pastoral - Finishing	1,300,000	1,660,000	4,173	3,815	357	-9%
Rural	Pastoral	Pastoral - Finishing	1,300,000	2,000,000	4,173	4,479	306	7%
Rural	Pastoral	Pastoral - Finishing	1,310,000	1,410,000	4,194	3,328	867	-21%
Rural	Pastoral	Pastoral - Finishing	1,310,000	1,790,000	4,643	4,517	125	-3%
Rural	Pastoral	Pastoral - Finishing	1,320,000	1,330,000	2,890	2,594	296	-10%
Rural	Pastoral	Pastoral - Finishing	1,340,000	1,570,000	4,260	3,640	620	-15%
Rural	Pastoral	Pastoral - Finishing	1,350,000	1,810,000	4,547	4,506	41	-1%
Rural	Pastoral	Pastoral - Finishing	1,360,000	1,390,000	4,770	3,754	1,015	-21%
Rural	Pastoral	Pastoral - Finishing	1,360,000	1,410,000	4,770	3,793	976	-20%
Rural	Pastoral	Pastoral - Finishing	1,370,000	1,410,000	4,795	3,797	998	-21%
Rural	Pastoral	Pastoral - Finishing	1,380,000	1,580,000	4,348	3,659	688	-16%
Rural	Pastoral	Pastoral - Finishing	1,390,000	2,140,000	4,370	4,752	382	9%
Rural	Pastoral	Pastoral - Finishing	1,400,000	1,830,000	6,547	6,881	333	5%
Rural	Pastoral	Pastoral - Finishing	1,400,000	2,040,000	5,527	5,693	166	3%
Rural	Pastoral	Pastoral - Finishing	1,430,000	1,490,000	4,457	3,484	973	-22%
Rural	Pastoral	Pastoral - Finishing	1,450,000	1,480,000	4,997	3,961	1,037	-21%
Rural	Pastoral	Pastoral - Finishing	1,460,000	1,500,000	5,740	4,721	1,019	-18%
Rural	Pastoral	Pastoral - Finishing	1,490,000	1,560,000	5,099	4,131	968	-19%
Rural	Pastoral	Pastoral - Finishing	1,500,000	1,620,000	4,610	3,737	873	-19%
Rural	Pastoral	Pastoral - Finishing	1,500,000	2,330,000	4,610	5,122	512	11%
Rural	Pastoral	Pastoral - Finishing	1,520,000	1,590,000	4,654	3,679	975	-21%
Rural	Pastoral	Pastoral - Finishing	1,580,000	1,650,000	4,786	3,796	990	-21%
Rural	Pastoral	Pastoral - Finishing	1,620,000	1,650,000	5,428	4,351	1,077	-20%
Rural	Pastoral	Pastoral - Finishing	1,620,000	1,680,000	4,873	3,854	1,019	-21%
Rural	Pastoral	Pastoral - Finishing	1,650,000	1,680,000	3,613	3,276	336	-9%
Rural	Pastoral	Pastoral - Finishing	1,653,000	1,739,000	3,619	3,391	228	-6%
Rural	Pastoral	Pastoral - Finishing	1,680,000	1,880,000	3,679	3,666	12	0%
Rural	Pastoral	Pastoral - Finishing	1,690,000	1,710,000	5,026	3,913	1,114	-22%
Rural	Pastoral	Pastoral - Finishing	1,700,000	1,750,000	4,727	3,991	736	-16%
Rural	Pastoral	Pastoral - Finishing	1,700,000	2,090,000	5,048	4,654	394	-8%
Rural	Pastoral	Pastoral - Finishing	1,720,000	1,790,000	5,681	4,658	1,023	-18%
Rural	Pastoral	Pastoral - Finishing	1,780,000	2,130,000	5,224	4,732	492	-9%
Rural	Pastoral	Pastoral - Finishing	1,790,000	1,880,000	5,245	4,244	1,001	-19%
Rural	Pastoral	Pastoral - Finishing	1,800,000	2,285,000	6,968	6,869	99	-1%
Rural	Pastoral	Pastoral - Finishing	1,800,000	2,300,000	6,403	6,200	203	-3%
Rural	Pastoral	Pastoral - Finishing	1,810,000	2,195,000	5,289	4,859	430	-8%
Rural	Pastoral	Pastoral - Finishing	1,820,000	2,030,000	5,576	4,935	641	-11%
Rural	Pastoral	Pastoral - Finishing	1,860,000	1,950,000	4,710	4,440	270	-6%
Rural	Pastoral	Pastoral - Finishing	1,880,000	1,970,000	6,578	5,556	1,022	-16%
Rural	Pastoral	Pastoral - Finishing	1,880,000	2,000,000	5,443	4,479	964	-18%
Rural	Pastoral	Pastoral - Finishing	1,900,000	1,940,000	5,486	4,361	1,125	-21%
Rural	Pastoral	Pastoral - Finishing	1,920,000	2,010,000	5,795	4,896	899	-16%
Rural	Pastoral	Pastoral - Finishing	1,960,000	2,020,000	5,618	4,518	1,100	-20%
Rural	Pastoral	Pastoral - Finishing	1,990,000	2,460,000	6,365	6,057	308	-5%
Rural	Pastoral	Pastoral - Finishing	2,000,000	2,080,000	5,705	4,635	1,071	-19%
Rural	Pastoral	Pastoral - Finishing	2,000,000	2,410,000	5,705	5,278	427	-7%
Rural	Pastoral	Pastoral - Finishing	2,030,000	2,100,000	5,771	4,674	1,097	-19%
Rural	Pastoral	Pastoral - Finishing	2,030,000	2,190,000	6,466	5,544	922	-14%
Rural	Pastoral	Pastoral - Finishing	2,050,000	2,115,000	6,517	5,405	1,112	-17%
Rural	Pastoral	Pastoral - Finishing	2,050,000	2,115,000	6,517	5,405	1,112	-17%
Rural	Pastoral	Pastoral - Finishing	2,050,000	2,660,000	5,815	5,766	49	-1%
Rural	Pastoral	Pastoral - Finishing	2,060,000	2,360,000	5,837	5,181	656	-11%
Rural	Pastoral	Pastoral - Finishing	2,070,000	2,830,000	5,859	6,097	239	4%
Rural	Pastoral	Pastoral - Finishing	2,100,000	2,490,000	5,924	5,434	490	-8%
Rural	Pastoral	Pastoral - Finishing	2,100,000	2,500,000	5,924	5,454	471	-8%
Rural	Pastoral	Pastoral - Finishing	2,130,000	2,210,000	5,393	5,039	354	-7%
Rural	Pastoral	Pastoral - Finishing	2,140,000	2,280,000	6,744	5,757	987	-15%
Rural	Pastoral	Pastoral - Finishing	2,160,000	2,260,000	6,056	4,986	1,070	-18%
Rural	Pastoral	Pastoral - Finishing	2,190,000	2,260,000	6,121	4,986	1,136	-19%
Rural	Pastoral	Pastoral - Finishing	2,200,000	2,360,000	6,143	5,181	963	-16%
Rural	Pastoral	Pastoral - Finishing	2,220,000	3,070,000	6,187	7,143	956	15%
Rural	Pastoral	Pastoral - Finishing	2,230,000	2,540,000	6,209	5,532	677	-11%
Rural	Pastoral	Pastoral - Finishing	2,230,000	3,040,000	6,209	7,085	876	14%
Rural	Pastoral	Pastoral - Finishing	2,240,000	3,050,000	6,660	6,956	295	4%
Rural	Pastoral	Pastoral - Finishing	2,250,000	2,370,000	6,253	5,200	1,053	-17%
Rural	Pastoral	Pastoral - Finishing	2,250,000	2,800,000	6,518	6,437	81	-1%
Rural	Pastoral	Pastoral - Finishing	2,260,000	2,560,000	8,183	7,480	703	-9%
Rural	Pastoral	Pastoral - Finishing	2,270,000	2,290,000	7,432	6,180	1,252	-17%
Rural	Pastoral	Pastoral - Finishing	2,300,000	2,400,000	6,362	5,259	1,104	-17%
Rural	Pastoral	Pastoral - Finishing	2,300,000	2,400,000	6,362	5,259	1,104	-17%
Rural	Pastoral	Pastoral - Finishing	2,300,000	2,860,000	6,362	6,734	372	6%
Rural	Pastoral	Pastoral - Finishing	2,310,000	2,550,000	6,384	5,551	833	-13%
Rural	Pastoral	Pastoral - Finishing	2,320,000	2,630,000	6,406	5,707	699	-11%
Rural	Pastoral	Pastoral - Finishing	2,320,000	2,690,000	6,406	5,824	582	-9%

Rural	Pastoral	Pastoral - Finishing	2,320,000	2,950,000	6,406	6,331	75	-1%
Rural	Pastoral	Pastoral - Finishing	2,325,000	2,415,000	6,417	5,288	-1,129	-18%
Rural	Pastoral	Pastoral - Finishing	2,410,000	2,890,000	7,428	7,039	-389	-5%
Rural	Pastoral	Pastoral - Finishing	2,480,000	2,880,000	6,756	6,195	-562	-8%
Rural	Pastoral	Pastoral - Finishing	2,480,000	2,955,000	6,756	6,919	163	2%
Rural	Pastoral	Pastoral - Finishing	2,550,000	2,880,000	5,848	6,015	166	3%
Rural	Pastoral	Pastoral - Finishing	2,550,000	3,230,000	6,910	6,877	-32	0%
Rural	Pastoral	Pastoral - Finishing	2,610,000	2,680,000	7,041	5,805	-1,236	-18%
Rural	Pastoral	Pastoral - Finishing	2,620,000	3,105,000	5,737	6,056	319	6%
Rural	Pastoral	Pastoral - Finishing	2,630,000	3,500,000	7,085	7,404	319	5%
Rural	Pastoral	Pastoral - Finishing	2,640,000	2,705,000	7,107	5,853	-1,253	-18%
Rural	Pastoral	Pastoral - Finishing	2,700,000	2,970,000	7,238	6,370	-868	-12%
Rural	Pastoral	Pastoral - Finishing	2,710,000	2,823,000	7,260	6,084	-1,176	-16%
Rural	Pastoral	Pastoral - Finishing	2,710,000	3,170,000	7,260	6,760	-500	-7%
Rural	Pastoral	Pastoral - Finishing	2,710,000	3,230,000	7,260	7,455	195	3%
Rural	Pastoral	Pastoral - Finishing	2,730,000	3,200,000	7,304	7,397	93	1%
Rural	Pastoral	Pastoral - Finishing	2,740,000	3,290,000	7,326	6,994	-331	-5%
Rural	Pastoral	Pastoral - Finishing	2,760,000	2,850,000	7,369	6,136	-1,233	-17%
Rural	Pastoral	Pastoral - Finishing	2,770,000	3,110,000	9,546	8,798	-748	-8%
Rural	Pastoral	Pastoral - Finishing	2,780,000	3,140,000	7,413	6,702	-711	-10%
Rural	Pastoral	Pastoral - Finishing	2,790,000	2,860,000	6,109	5,578	-531	-9%
Rural	Pastoral	Pastoral - Finishing	2,840,000	2,970,000	7,545	6,370	-1,174	-16%
Rural	Pastoral	Pastoral - Finishing	2,860,000	2,960,000	7,588	6,351	-1,238	-16%
Rural	Pastoral	Pastoral - Finishing	2,900,000	3,010,000	7,676	6,448	-1,228	-16%
Rural	Pastoral	Pastoral - Finishing	2,900,000	3,270,000	7,676	6,955	-721	-9%
Rural	Pastoral	Pastoral - Finishing	2,900,000	3,345,000	7,676	7,680	4	0%
Rural	Pastoral	Pastoral - Finishing	2,900,000	3,630,000	7,676	8,235	559	7%
Rural	Pastoral	Pastoral - Finishing	2,990,000	3,490,000	7,873	7,384	-489	-6%
Rural	Pastoral	Pastoral - Finishing	3,000,000	3,270,000	7,895	6,955	-940	-12%
Rural	Pastoral	Pastoral - Finishing	3,000,000	3,350,000	7,895	7,111	-784	-10%
Rural	Pastoral	Pastoral - Finishing	3,050,000	3,540,000	8,004	7,482	-523	-7%
Rural	Pastoral	Pastoral - Finishing	3,100,000	3,720,000	8,114	7,833	-281	-3%
Rural	Pastoral	Pastoral - Finishing	3,120,000	3,620,000	8,158	7,638	-520	-6%
Rural	Pastoral	Pastoral - Finishing	3,150,000	3,820,000	8,223	8,606	383	5%
Rural	Pastoral	Pastoral - Finishing	3,170,000	3,290,000	8,267	6,994	-1,273	-15%
Rural	Pastoral	Pastoral - Finishing	3,200,000	3,390,000	8,333	7,189	-1,144	-14%
Rural	Pastoral	Pastoral - Finishing	3,200,000	3,500,000	8,333	7,404	-929	-11%
Rural	Pastoral	Pastoral - Finishing	3,250,000	3,390,000	8,442	7,189	-1,253	-15%
Rural	Pastoral	Pastoral - Finishing	3,260,000	3,420,000	8,464	7,248	-1,216	-14%
Rural	Pastoral	Pastoral - Finishing	3,330,000	3,510,000	8,618	7,423	-1,194	-14%
Rural	Pastoral	Pastoral - Finishing	3,370,000	4,060,000	8,705	8,496	-209	-2%
Rural	Pastoral	Pastoral - Finishing	3,420,000	4,360,000	8,815	9,081	267	3%
Rural	Pastoral	Pastoral - Finishing	3,440,000	3,570,000	9,994	8,676	-1,317	-13%
Rural	Pastoral	Pastoral - Finishing	3,450,000	4,000,000	8,880	8,379	-501	-6%
Rural	Pastoral	Pastoral - Finishing	3,480,000	3,620,000	8,946	7,638	-1,308	-15%
Rural	Pastoral	Pastoral - Finishing	3,530,000	3,960,000	10,264	9,510	-754	-7%
Rural	Pastoral	Pastoral - Finishing	3,540,000	4,230,000	9,077	9,406	328	4%
Rural	Pastoral	Pastoral - Finishing	3,630,000	4,250,000	9,274	8,867	-408	-4%
Rural	Pastoral	Pastoral - Finishing	3,670,000	4,450,000	9,362	9,835	473	5%
Rural	Pastoral	Pastoral - Finishing	3,680,000	3,920,000	9,384	8,223	-1,161	-12%
Rural	Pastoral	Pastoral - Finishing	3,740,000	4,420,000	9,780	9,596	-184	-2%
Rural	Pastoral	Pastoral - Finishing	3,750,000	4,235,000	9,537	8,837	-700	-7%
Rural	Pastoral	Pastoral - Finishing	3,750,000	4,290,000	10,821	10,806	-15	0%
Rural	Pastoral	Pastoral - Finishing	3,770,000	5,260,000	9,581	10,836	1,255	13%
Rural	Pastoral	Pastoral - Finishing	3,800,000	3,925,000	10,948	9,534	-1,414	-13%
Rural	Pastoral	Pastoral - Finishing	3,890,000	4,011,000	11,175	9,732	-1,443	-13%
Rural	Pastoral	Pastoral - Finishing	3,900,000	6,730,000	9,866	13,703	3,838	39%
Rural	Pastoral	Pastoral - Finishing	3,950,000	4,380,000	9,975	9,120	-855	-9%
Rural	Pastoral	Pastoral - Finishing	3,960,000	4,270,000	9,997	8,906	-1,091	-11%
Rural	Pastoral	Pastoral - Finishing	3,960,000	4,320,000	9,997	9,581	-416	-4%
Rural	Pastoral	Pastoral - Finishing	4,010,000	4,340,000	12,614	12,129	-485	-4%
Rural	Pastoral	Pastoral - Finishing	4,080,000	4,190,000	11,657	10,146	-1,510	-13%
Rural	Pastoral	Pastoral - Finishing	4,090,000	4,290,000	10,282	8,945	-1,337	-13%
Rural	Pastoral	Pastoral - Finishing	4,100,000	4,760,000	11,098	12,211	1,113	10%
Rural	Pastoral	Pastoral - Finishing	4,100,000	4,900,000	10,568	10,532	-36	0%
Rural	Pastoral	Pastoral - Finishing	4,130,000	4,285,000	10,369	8,935	-1,434	-14%
Rural	Pastoral	Pastoral - Finishing	4,170,000	4,270,000	10,457	8,906	-1,551	-15%
Rural	Pastoral	Pastoral - Finishing	4,170,000	4,450,000	10,457	9,257	-1,200	-11%
Rural	Pastoral	Pastoral - Finishing	4,200,000	4,800,000	11,960	11,377	-583	-5%
Rural	Pastoral	Pastoral - Finishing	4,240,000	4,640,000	10,610	10,205	-405	-4%
Rural	Pastoral	Pastoral - Finishing	4,330,000	4,760,000	10,807	10,439	-368	-3%
Rural	Pastoral	Pastoral - Finishing	4,370,000	4,500,000	10,895	9,354	-1,541	-14%
Rural	Pastoral	Pastoral - Finishing	4,410,000	5,080,000	10,982	11,063	81	1%
Rural	Pastoral	Pastoral - Finishing	4,470,000	4,875,000	11,114	10,663	-450	-4%
Rural	Pastoral	Pastoral - Finishing	4,490,000	5,040,000	12,695	11,944	-750	-6%
Rural	Pastoral	Pastoral - Finishing	4,510,000	5,090,000	11,201	10,505	-697	-6%
Rural	Pastoral	Pastoral - Finishing	4,520,000	4,800,000	11,223	9,939	-1,284	-11%
Rural	Pastoral	Pastoral - Finishing	4,640,000	5,120,000	11,486	10,563	-923	-8%
Rural	Pastoral	Pastoral - Finishing	4,650,000	5,390,000	11,508	11,090	-418	-4%
Rural	Pastoral	Pastoral - Finishing	4,750,000	4,840,000	11,727	10,017	-1,710	-15%
Rural	Pastoral	Pastoral - Finishing	4,800,000	5,370,000	11,836	11,051	-785	-7%
Rural	Pastoral	Pastoral - Finishing	4,990,000	5,530,000	13,961	13,649	-311	-2%
Rural	Pastoral	Pastoral - Finishing	4,990,000	5,540,000	12,252	11,960	-292	-2%
Rural	Pastoral	Pastoral - Finishing	5,160,000	5,880,000	12,625	12,045	-579	-5%
Rural	Pastoral	Pastoral - Finishing	5,370,000	6,450,000	13,084	13,735	651	5%
Rural	Pastoral	Pastoral - Finishing	5,430,000	6,130,000	21,577	21,472	-105	0%
Rural	Pastoral	Pastoral - Finishing	5,480,000	5,910,000	13,325	12,104	-1,221	-9%
Rural	Pastoral	Pastoral - Finishing	5,480,000	6,200,000	13,826	13,170	-656	-5%
Rural	Pastoral	Pastoral - Finishing	5,650,000	6,190,000	13,697	13,228	-469	-3%
Rural	Pastoral	Pastoral - Finishing	5,700,000	7,215,000	13,807	15,805	1,998	14%
Rural	Pastoral	Pastoral - Finishing	5,740,000	6,570,000	14,424	14,765	341	2%

Rural	Pastoral	Pastoral - Finishing	5,880,000	6,105,000	14,201	12,484	- 1,717	-12%
Rural	Pastoral	Pastoral - Finishing	5,900,000	6,750,000	14,245	14,898	653	5%
Rural	Pastoral	Pastoral - Finishing	5,900,000	7,550,000	14,245	15,880	1,636	11%
Rural	Pastoral	Pastoral - Finishing	6,120,000	6,750,000	24,151	23,744	- 406	-2%
Rural	Pastoral	Pastoral - Finishing	6,200,000	6,650,000	13,576	12,969	- 607	-4%
Rural	Pastoral	Pastoral - Finishing	6,280,000	7,650,000	15,077	16,075	998	7%
Rural	Pastoral	Pastoral - Finishing	6,500,000	7,040,000	15,823	14,706	- 1,118	-7%
Rural	Pastoral	Pastoral - Finishing	7,000,000	7,740,000	17,183	17,047	- 136	-1%
Rural	Pastoral	Pastoral - Finishing	7,020,000	7,680,000	16,697	15,556	- 1,141	-7%
Rural	Pastoral	Pastoral - Finishing	7,120,000	7,980,000	16,916	16,719	- 197	-1%
Rural	Pastoral	Pastoral - Finishing	7,320,000	9,140,000	17,354	20,137	2,783	16%
Rural	Pastoral	Pastoral - Finishing	7,730,000	8,230,000	18,252	16,629	- 1,623	-9%
Rural	Pastoral	Pastoral - Finishing	7,800,000	8,410,000	19,805	18,514	- 1,292	-7%
Rural	Pastoral	Pastoral - Finishing	8,030,000	9,000,000	19,147	19,117	- 30	0%
Rural	Pastoral	Pastoral - Finishing	8,600,000	9,610,000	20,422	21,452	1,030	5%
Rural	Pastoral	Pastoral - Finishing	8,620,000	9,300,000	20,201	18,715	- 1,485	-7%
Rural	Pastoral	Pastoral - Finishing	8,620,000	10,450,000	20,201	22,692	2,491	12%
Rural	Pastoral	Pastoral - Finishing	9,560,000	10,500,000	25,532	24,907	- 625	-2%
Rural	Pastoral	Pastoral - Finishing	9,850,000	11,600,000	22,894	25,513	2,619	11%
Rural	Pastoral	Pastoral - Finishing	10,150,000	11,650,000	23,551	25,032	1,482	6%
Rural	Pastoral	Pastoral - Finishing	11,250,000	12,600,000	25,959	25,729	- 230	-1%
Rural	Pastoral	Pastoral - Finishing	11,350,000	12,150,000	30,064	28,159	- 1,905	-6%
Rural	Pastoral	Pastoral - Finishing	13,800,000	26,800,000	31,543	58,047	26,504	84%
Rural	Pastoral	Pastoral - Finishing	14,150,000	15,220,000	32,309	30,839	- 1,471	-5%
Rural	Pastoral	Pastoral - Finishing	19,000,000	20,800,000	45,653	46,401	748	2%
Rural	Pastoral	Pastoral - Finishing	19,500,000	21,810,000	44,024	49,471	5,447	12%
Rural	Pastoral	Pastoral - Finishing	30,000,000	34,720,000	67,015	72,915	5,899	9%
Rural	Pastoral	Pastoral - Grazing	24,000	72,000	53	140	88	167%
Rural	Pastoral	Pastoral - Grazing	34,000	34,900	74	68	- 6	-9%
Rural	Pastoral	Pastoral - Grazing	37,000	37,000	81	72	- 9	-11%
Rural	Pastoral	Pastoral - Grazing	42,000	42,900	92	84	- 8	-9%
Rural	Pastoral	Pastoral - Grazing	51,000	52,500	112	102	- 9	-8%
Rural	Pastoral	Pastoral - Grazing	63,000	64,500	138	126	- 12	-9%
Rural	Pastoral	Pastoral - Grazing	65,000	65,900	142	129	- 14	-10%
Rural	Pastoral	Pastoral - Grazing	71,000	72,500	155	141	- 14	-9%
Rural	Pastoral	Pastoral - Grazing	71,000	75,500	155	147	- 8	-5%
Rural	Pastoral	Pastoral - Grazing	77,000	79,000	1,495	732	- 763	-51%
Rural	Pastoral	Pastoral - Grazing	84,000	89,500	184	175	- 9	-5%
Rural	Pastoral	Pastoral - Grazing	116,000	122,000	254	238	- 16	-6%
Rural	Pastoral	Pastoral - Grazing	120,000	120,900	263	236	- 27	-10%
Rural	Pastoral	Pastoral - Grazing	129,000	129,900	282	253	- 29	-10%
Rural	Pastoral	Pastoral - Grazing	133,000	138,500	291	270	- 21	-7%
Rural	Pastoral	Pastoral - Grazing	137,000	144,000	1,626	859	- 767	-47%
Rural	Pastoral	Pastoral - Grazing	176,000	185,000	1,711	939	- 773	-45%
Rural	Pastoral	Pastoral - Grazing	185,000	196,000	1,731	960	- 771	-45%
Rural	Pastoral	Pastoral - Grazing	210,000	221,000	1,786	1,009	- 777	-43%
Rural	Pastoral	Pastoral - Grazing	215,000	220,000	1,476	1,007	- 469	-32%
Rural	Pastoral	Pastoral - Grazing	240,000	265,000	526	517	- 9	-2%
Rural	Pastoral	Pastoral - Grazing	260,000	730,000	1,895	2,002	106	6%
Rural	Pastoral	Pastoral - Grazing	295,000	301,000	646	587	- 59	-9%
Rural	Pastoral	Pastoral - Grazing	325,000	530,000	2,038	1,612	- 426	-21%
Rural	Pastoral	Pastoral - Grazing	330,000	363,000	2,049	1,286	- 763	-37%
Rural	Pastoral	Pastoral - Grazing	340,000	515,000	2,070	1,582	- 488	-24%
Rural	Pastoral	Pastoral - Grazing	345,000	356,000	2,081	1,272	- 809	-39%
Rural	Pastoral	Pastoral - Grazing	350,000	810,000	2,092	2,158	65	3%
Rural	Pastoral	Pastoral - Grazing	370,000	535,000	2,136	1,621	- 515	-24%
Rural	Pastoral	Pastoral - Grazing	380,000	384,500	832	750	- 82	-10%
Rural	Pastoral	Pastoral - Grazing	385,000	435,000	2,169	1,426	- 743	-34%
Rural	Pastoral	Pastoral - Grazing	389,000	393,500	852	767	- 84	-10%
Rural	Pastoral	Pastoral - Grazing	400,000	690,000	2,202	1,924	- 278	-13%
Rural	Pastoral	Pastoral - Grazing	405,000	555,000	2,478	2,058	- 419	-17%
Rural	Pastoral	Pastoral - Grazing	420,000	525,000	2,246	1,602	- 644	-29%
Rural	Pastoral	Pastoral - Grazing	440,000	450,000	2,289	1,456	- 834	-36%
Rural	Pastoral	Pastoral - Grazing	455,000	735,000	2,322	2,011	- 311	-13%
Rural	Pastoral	Pastoral - Grazing	485,000	620,000	2,388	1,787	- 601	-25%
Rural	Pastoral	Pastoral - Grazing	495,000	500,500	2,410	1,554	- 856	-36%
Rural	Pastoral	Pastoral - Grazing	540,000	550,000	2,508	1,651	- 858	-34%
Rural	Pastoral	Pastoral - Grazing	550,000	580,000	2,530	1,709	- 821	-32%
Rural	Pastoral	Pastoral - Grazing	600,000	601,000	2,640	1,750	- 890	-34%
Rural	Pastoral	Pastoral - Grazing	630,000	1,110,000	2,705	2,743	37	1%
Rural	Pastoral	Pastoral - Grazing	640,000	730,000	2,727	2,002	- 726	-27%
Rural	Pastoral	Pastoral - Grazing	640,000	800,000	2,727	2,138	- 589	-22%
Rural	Pastoral	Pastoral - Grazing	650,000	710,000	2,749	1,963	- 787	-29%
Rural	Pastoral	Pastoral - Grazing	650,000	785,000	2,749	4,999	2,250	82%
Rural	Pastoral	Pastoral - Grazing	650,000	920,000	2,749	2,372	- 377	-14%
Rural	Pastoral	Pastoral - Grazing	660,000	840,000	2,771	2,216	- 555	-20%
Rural	Pastoral	Pastoral - Grazing	770,000	1,090,000	3,012	2,704	- 308	-10%
Rural	Pastoral	Pastoral - Grazing	780,000	1,440,000	3,299	4,362	1,064	32%
Rural	Pastoral	Pastoral - Grazing	790,000	800,000	3,056	2,138	- 918	-30%
Rural	Pastoral	Pastoral - Grazing	839,000	1,007,000	3,163	2,542	- 621	-20%
Rural	Pastoral	Pastoral - Grazing	850,000	1,190,000	3,187	3,477	290	9%
Rural	Pastoral	Pastoral - Grazing	920,000	1,330,000	3,340	3,172	- 169	-5%
Rural	Pastoral	Pastoral - Grazing	930,000	990,000	2,036	1,931	- 106	-5%
Rural	Pastoral	Pastoral - Grazing	950,000	1,000,000	3,406	2,528	- 878	-26%
Rural	Pastoral	Pastoral - Grazing	960,000	1,000,000	3,428	2,528	- 900	-26%
Rural	Pastoral	Pastoral - Grazing	1,030,000	1,160,000	3,581	2,840	- 741	-21%
Rural	Pastoral	Pastoral - Grazing	1,080,000	1,290,000	3,691	3,094	- 597	-16%
Rural	Pastoral	Pastoral - Grazing	1,210,000	1,420,000	3,975	3,347	- 628	-16%
Rural	Pastoral	Pastoral - Grazing	1,210,000	1,450,000	3,975	3,406	- 570	-14%
Rural	Pastoral	Pastoral - Grazing	1,230,000	1,290,000	4,019	3,094	- 925	-23%
Rural	Pastoral	Pastoral - Grazing	1,250,000	1,580,000	4,063	3,659	- 404	-10%



Rural	Pastoral	Pastoral - Grazing	1,310,000	1,380,000	2,868	2,691	- 177	-6%
Rural	Pastoral	Pastoral - Grazing	1,310,000	1,495,000	4,194	3,494	- 701	-17%
Rural	Pastoral	Pastoral - Grazing	1,370,000	1,490,000	4,326	3,484	- 842	-19%
Rural	Pastoral	Pastoral - Grazing	1,420,000	1,750,000	4,435	3,991	- 444	-10%
Rural	Pastoral	Pastoral - Grazing	1,534,000	1,992,000	4,685	4,463	- 222	-5%
Rural	Pastoral	Pastoral - Grazing	1,540,000	2,050,000	4,698	4,576	- 122	-3%
Rural	Pastoral	Pastoral - Grazing	1,540,000	2,410,000	4,963	5,676	713	14%
Rural	Pastoral	Pastoral - Grazing	1,550,000	1,650,000	4,720	3,796	- 924	-20%
Rural	Pastoral	Pastoral - Grazing	1,570,000	1,870,000	4,764	4,225	- 539	-11%
Rural	Pastoral	Pastoral - Grazing	1,580,000	2,010,000	4,786	4,498	- 288	-6%
Rural	Pastoral	Pastoral - Grazing	1,640,000	1,810,000	4,917	4,108	- 809	-16%
Rural	Pastoral	Pastoral - Grazing	1,680,000	2,080,000	5,269	5,611	341	6%
Rural	Pastoral	Pastoral - Grazing	1,713,000	1,814,000	3,751	3,538	- 213	-6%
Rural	Pastoral	Pastoral - Grazing	1,760,000	2,060,000	5,180	4,596	- 584	-11%
Rural	Pastoral	Pastoral - Grazing	1,780,000	1,830,000	3,898	3,569	- 329	-8%
Rural	Pastoral	Pastoral - Grazing	1,790,000	2,460,000	3,919	4,798	878	22%
Rural	Pastoral	Pastoral - Grazing	1,870,000	2,080,000	5,421	4,635	- 786	-15%
Rural	Pastoral	Pastoral - Grazing	1,920,000	2,080,000	5,530	4,635	- 896	-16%
Rural	Pastoral	Pastoral - Grazing	1,954,000	2,338,000	5,605	5,716	111	2%
Rural	Pastoral	Pastoral - Grazing	1,962,000	2,009,000	5,622	4,496	- 1,126	-20%
Rural	Pastoral	Pastoral - Grazing	2,010,000	2,510,000	5,727	5,473	- 254	-4%
Rural	Pastoral	Pastoral - Grazing	2,063,000	2,756,000	6,108	10,397	4,289	70%
Rural	Pastoral	Pastoral - Grazing	2,090,000	2,500,000	5,902	5,454	- 449	-8%
Rural	Pastoral	Pastoral - Grazing	2,170,000	2,560,000	6,342	5,969	- 374	-6%
Rural	Pastoral	Pastoral - Grazing	2,190,000	2,284,000	6,121	5,032	- 1,089	-18%
Rural	Pastoral	Pastoral - Grazing	2,300,000	2,720,000	6,362	5,883	- 479	-8%
Rural	Pastoral	Pastoral - Grazing	2,320,000	2,720,000	6,671	6,859	188	3%
Rural	Pastoral	Pastoral - Grazing	2,350,000	2,800,000	6,472	6,039	- 433	-7%
Rural	Pastoral	Pastoral - Grazing	2,370,000	2,705,000	6,515	5,853	- 662	-10%
Rural	Pastoral	Pastoral - Grazing	2,480,000	3,280,000	7,286	8,349	1,063	15%
Rural	Pastoral	Pastoral - Grazing	2,520,000	3,010,000	6,844	6,448	- 396	-6%
Rural	Pastoral	Pastoral - Grazing	2,530,000	3,370,000	6,866	7,728	863	13%
Rural	Pastoral	Pastoral - Grazing	2,540,000	2,930,000	6,888	6,292	- 595	-9%
Rural	Pastoral	Pastoral - Grazing	2,550,000	3,120,000	7,174	7,061	- 114	-2%
Rural	Pastoral	Pastoral - Grazing	2,650,000	2,870,000	7,129	6,175	- 953	-13%
Rural	Pastoral	Pastoral - Grazing	2,680,000	3,130,000	7,194	6,682	- 512	-7%
Rural	Pastoral	Pastoral - Grazing	2,802,000	3,476,000	8,256	9,707	1,451	18%
Rural	Pastoral	Pastoral - Grazing	2,830,000	3,145,000	7,523	6,712	- 811	-11%
Rural	Pastoral	Pastoral - Grazing	2,850,000	3,560,000	7,831	8,497	666	8%
Rural	Pastoral	Pastoral - Grazing	2,900,000	3,560,000	7,676	8,099	423	6%
Rural	Pastoral	Pastoral - Grazing	2,950,000	3,880,000	7,785	9,301	1,516	19%
Rural	Pastoral	Pastoral - Grazing	3,000,000	3,580,000	7,895	7,560	- 335	-4%
Rural	Pastoral	Pastoral - Grazing	3,090,000	3,570,000	8,092	7,540	- 552	-7%
Rural	Pastoral	Pastoral - Grazing	3,310,000	3,410,000	7,248	6,650	- 597	-8%
Rural	Pastoral	Pastoral - Grazing	3,370,000	3,590,000	8,705	7,579	- 1,126	-13%
Rural	Pastoral	Pastoral - Grazing	3,521,000	4,039,000	9,036	8,455	- 581	-6%
Rural	Pastoral	Pastoral - Grazing	3,530,000	4,090,000	9,055	9,133	77	1%
Rural	Pastoral	Pastoral - Grazing	3,560,000	4,000,000	9,121	8,379	- 742	-8%
Rural	Pastoral	Pastoral - Grazing	3,730,000	4,130,000	9,493	9,211	- 283	-3%
Rural	Pastoral	Pastoral - Grazing	3,800,000	4,470,000	9,647	9,874	227	2%
Rural	Pastoral	Pastoral - Grazing	3,850,000	4,470,000	9,756	9,874	117	1%
Rural	Pastoral	Pastoral - Grazing	3,860,000	4,710,000	9,778	10,920	1,142	12%
Rural	Pastoral	Pastoral - Grazing	3,920,000	4,375,000	9,909	9,110	- 799	-8%
Rural	Pastoral	Pastoral - Grazing	4,220,000	4,900,000	10,566	11,290	724	7%
Rural	Pastoral	Pastoral - Grazing	4,280,000	4,980,000	10,698	10,868	171	2%
Rural	Pastoral	Pastoral - Grazing	4,290,000	4,735,000	10,720	9,812	- 907	-8%
Rural	Pastoral	Pastoral - Grazing	4,290,000	5,110,000	10,720	10,544	- 176	-2%
Rural	Pastoral	Pastoral - Grazing	4,530,000	5,410,000	11,245	11,707	462	4%
Rural	Pastoral	Pastoral - Grazing	5,160,000	5,810,000	12,625	12,487	- 138	-1%
Rural	Pastoral	Pastoral - Grazing	5,242,000	5,836,000	12,804	13,116	312	2%
Rural	Pastoral	Pastoral - Grazing	5,250,000	6,200,000	12,822	12,670	- 152	-1%
Rural	Pastoral	Pastoral - Grazing	5,970,000	6,970,000	14,398	15,327	929	6%
Rural	Pastoral	Pastoral - Grazing	5,990,000	6,260,000	13,116	12,209	- 907	-7%
Rural	Pastoral	Pastoral - Grazing	6,090,000	7,250,000	14,661	15,873	1,212	8%
Rural	Pastoral	Pastoral - Grazing	6,100,000	6,960,000	14,683	14,730	47	0%
Rural	Pastoral	Pastoral - Grazing	6,210,000	7,040,000	14,924	14,886	- 38	0%
Rural	Pastoral	Pastoral - Grazing	6,690,000	7,910,000	15,975	18,316	2,342	15%
Rural	Pastoral	Pastoral - Grazing	6,910,000	7,570,000	16,721	15,739	- 982	-6%
Rural	Pastoral	Pastoral - Grazing	6,920,000	7,650,000	16,478	16,075	- 403	-2%
Rural	Pastoral	Pastoral - Grazing	7,020,000	7,670,000	16,697	16,692	- 5	0%
Rural	Pastoral	Pastoral - Grazing	7,240,000	7,980,000	17,179	17,297	118	1%
Rural	Pastoral	Pastoral - Grazing	7,260,000	8,080,000	17,752	17,132	- 620	-3%
Rural	Pastoral	Pastoral - Grazing	8,060,000	9,440,000	18,975	19,566	592	3%
Rural	Pastoral	Pastoral - Grazing	8,060,000	9,700,000	18,975	20,073	1,099	6%
Rural	Pastoral	Pastoral - Grazing	9,770,000	11,600,000	22,719	24,357	1,638	7%
Rural	Pastoral	Pastoral - Grazing	11,100,000	14,050,000	25,631	29,713	4,082	16%
Rural	Pastoral	Pastoral - Grazing	11,500,000	12,700,000	26,507	26,502	- 5	0%
Rural	Pastoral	Pastoral - Grazing	12,250,000	14,450,000	28,414	30,891	2,477	9%
Rural	Residential	Residential - bare land	290,000	320,000	635	624	- 11	-2%
Rural	Residential	Residential - bare land	735,000	810,000	5,579	4,936	- 644	-12%
Rural	Residential	Residential - bare land	1,250,000	1,300,000	6,707	5,891	- 816	-12%
Rural	Residential	Residential - bare land	2,130,000	2,130,000	7,390	6,266	- 1,124	-15%
Rural	Residential	Residential - bare land	2,500,000	2,650,000	9,444	8,524	- 920	-10%
Rural	Residential	Residential - converted dwelling	215,000	780,000	5,949	7,097	1,148	19%
Rural	Residential	Residential - dwelling	13,000	98,000	1,619	1,167	- 452	-28%
Rural	Residential	Residential - dwelling	13,000	115,000	1,619	1,200	- 419	-26%
Rural	Residential	Residential - dwelling	20,000	120,000	1,635	1,210	- 425	-26%
Rural	Residential	Residential - dwelling	26,000	155,000	1,648	1,278	- 369	-22%
Rural	Residential	Residential - dwelling	26,000	165,000	1,648	1,298	- 350	-21%
Rural	Residential	Residential - dwelling	26,000	180,000	1,648	1,327	- 321	-19%
Rural	Residential	Residential - dwelling	46,000	270,000	1,427	1,105	- 322	-23%

Rural	Residential	Residential - dwelling	53,000	170,000	1,707	1,308	-	399	-23%
Rural	Residential	Residential - dwelling	53,000	250,000	1,442	1,066	-	376	-26%
Rural	Residential	Residential - dwelling	53,000	295,000	1,707	1,551	-	156	-9%
Rural	Residential	Residential - dwelling	55,000	85,000	385	564	-	179	46%
Rural	Residential	Residential - dwelling	57,000	300,000	1,451	1,163	-	288	-20%
Rural	Residential	Residential - dwelling	62,000	320,000	1,462	1,202	-	260	-18%
Rural	Residential	Residential - dwelling	62,000	375,000	1,462	1,309	-	152	-10%
Rural	Residential	Residential - dwelling	65,000	260,000	1,468	1,085	-	383	-26%
Rural	Residential	Residential - dwelling	65,000	395,000	1,468	1,348	-	120	-8%
Rural	Residential	Residential - dwelling	72,000	365,000	1,748	1,688	-	61	-3%
Rural	Residential	Residential - dwelling	74,000	375,000	1,488	1,309	-	179	-12%
Rural	Residential	Residential - dwelling	74,000	395,000	1,488	1,348	-	140	-9%
Rural	Residential	Residential - dwelling	79,000	450,000	173	878	-	705	407%
Rural	Residential	Residential - dwelling	80,000	440,000	1,766	1,834	-	68	4%
Rural	Residential	Residential - dwelling	81,000	235,000	1,768	1,434	-	334	-19%
Rural	Residential	Residential - dwelling	81,000	245,000	1,768	1,454	-	314	-18%
Rural	Residential	Residential - dwelling	81,000	290,000	1,768	1,542	-	227	-13%
Rural	Residential	Residential - dwelling	81,000	350,000	1,768	1,659	-	110	-6%
Rural	Residential	Residential - dwelling	81,000	395,000	1,768	1,746	-	22	-1%
Rural	Residential	Residential - dwelling	81,000	415,000	1,503	1,387	-	116	-8%
Rural	Residential	Residential - dwelling	82,000	350,000	1,506	1,261	-	245	-16%
Rural	Residential	Residential - dwelling	85,000	325,000	1,777	1,610	-	167	-9%
Rural	Residential	Residential - dwelling	87,000	375,000	1,516	1,309	-	207	-14%
Rural	Residential	Residential - dwelling	87,000	440,000	1,516	1,436	-	80	-5%
Rural	Residential	Residential - dwelling	88,000	245,000	1,783	1,454	-	330	-18%
Rural	Residential	Residential - dwelling	88,000	270,000	1,783	1,503	-	281	-16%
Rural	Residential	Residential - dwelling	88,000	340,000	1,783	1,639	-	144	-8%
Rural	Residential	Residential - dwelling	88,000	345,000	1,783	1,649	-	135	-8%
Rural	Residential	Residential - dwelling	88,000	360,000	1,783	1,678	-	105	-6%
Rural	Residential	Residential - dwelling	88,000	375,000	1,519	1,309	-	209	-14%
Rural	Residential	Residential - dwelling	90,000	245,000	1,523	1,056	-	467	-31%
Rural	Residential	Residential - dwelling	90,000	275,000	197	536	-	339	172%
Rural	Residential	Residential - dwelling	90,000	300,000	1,523	1,163	-	360	-24%
Rural	Residential	Residential - dwelling	90,000	495,000	1,523	1,543	-	20	1%
Rural	Residential	Residential - dwelling	91,000	490,000	1,525	1,534	-	8	1%
Rural	Residential	Residential - dwelling	92,000	310,000	3,036	2,825	-	212	-7%
Rural	Residential	Residential - dwelling	94,000	325,000	1,797	1,610	-	187	-10%
Rural	Residential	Residential - dwelling	95,000	290,000	1,799	1,542	-	257	-14%
Rural	Residential	Residential - dwelling	95,000	295,000	3,043	2,795	-	247	-8%
Rural	Residential	Residential - dwelling	95,000	335,000	3,043	2,873	-	169	-6%
Rural	Residential	Residential - dwelling	95,000	345,000	1,799	1,649	-	150	-8%
Rural	Residential	Residential - dwelling	95,000	355,000	3,043	2,912	-	130	-4%
Rural	Residential	Residential - dwelling	95,000	390,000	3,043	2,981	-	62	-2%
Rural	Residential	Residential - dwelling	95,000	410,000	3,043	3,020	-	23	-1%
Rural	Residential	Residential - dwelling	95,000	410,000	3,043	3,020	-	23	-1%
Rural	Residential	Residential - dwelling	95,000	430,000	3,043	3,059	-	16	1%
Rural	Residential	Residential - dwelling	98,000	275,000	1,541	1,114	-	426	-28%
Rural	Residential	Residential - dwelling	98,000	305,000	1,541	1,173	-	368	-24%
Rural	Residential	Residential - dwelling	98,000	340,000	1,805	1,639	-	166	-9%
Rural	Residential	Residential - dwelling	98,000	375,000	1,541	1,309	-	231	-15%
Rural	Residential	Residential - dwelling	98,000	375,000	1,541	1,309	-	231	-15%
Rural	Residential	Residential - dwelling	98,000	390,000	1,541	1,339	-	202	-13%
Rural	Residential	Residential - dwelling	98,000	395,000	1,541	1,348	-	192	-12%
Rural	Residential	Residential - dwelling	98,000	405,000	1,541	1,368	-	173	-11%
Rural	Residential	Residential - dwelling	98,000	405,000	1,541	1,368	-	173	-11%
Rural	Residential	Residential - dwelling	98,000	410,000	1,541	1,378	-	163	-11%
Rural	Residential	Residential - dwelling	98,000	415,000	1,541	1,387	-	153	-10%
Rural	Residential	Residential - dwelling	98,000	415,000	1,541	1,387	-	153	-10%
Rural	Residential	Residential - dwelling	98,000	520,000	215	1,014	-	800	373%
Rural	Residential	Residential - dwelling	99,000	260,000	1,808	1,483	-	325	-18%
Rural	Residential	Residential - dwelling	99,000	285,000	1,808	1,532	-	276	-15%
Rural	Residential	Residential - dwelling	99,000	300,000	1,808	1,561	-	247	-14%
Rural	Residential	Residential - dwelling	99,000	350,000	1,808	1,659	-	149	-8%
Rural	Residential	Residential - dwelling	99,000	400,000	1,808	1,756	-	51	-3%
Rural	Residential	Residential - dwelling	99,000	435,000	1,808	1,824	-	17	1%
Rural	Residential	Residential - dwelling	100,000	310,000	3,054	2,825	-	229	-8%
Rural	Residential	Residential - dwelling	100,000	310,000	3,054	2,825	-	229	-8%
Rural	Residential	Residential - dwelling	100,000	350,000	3,054	2,903	-	151	-5%
Rural	Residential	Residential - dwelling	100,000	350,000	3,054	2,903	-	151	-5%
Rural	Residential	Residential - dwelling	100,000	350,000	3,054	2,903	-	151	-5%
Rural	Residential	Residential - dwelling	100,000	365,000	3,054	2,932	-	122	-4%
Rural	Residential	Residential - dwelling	100,000	415,000	3,054	3,029	-	24	-1%
Rural	Residential	Residential - dwelling	104,000	500,000	1,554	1,553	-	1	0%
Rural	Residential	Residential - dwelling	105,000	255,000	3,065	2,717	-	347	-11%
Rural	Residential	Residential - dwelling	105,000	270,000	3,065	2,747	-	318	-10%
Rural	Residential	Residential - dwelling	105,000	290,000	3,065	2,786	-	279	-9%
Rural	Residential	Residential - dwelling	105,000	290,000	1,821	1,542	-	279	-15%
Rural	Residential	Residential - dwelling	105,000	310,000	3,065	2,825	-	240	-8%
Rural	Residential	Residential - dwelling	105,000	320,000	1,821	1,600	-	221	-12%
Rural	Residential	Residential - dwelling	105,000	325,000	3,065	2,854	-	211	-7%
Rural	Residential	Residential - dwelling	105,000	330,000	3,065	2,864	-	201	-7%
Rural	Residential	Residential - dwelling	105,000	335,000	3,065	2,873	-	191	-6%
Rural	Residential	Residential - dwelling	105,000	335,000	1,821	1,629	-	191	-11%
Rural	Residential	Residential - dwelling	105,000	340,000	3,065	2,883	-	182	-6%
Rural	Residential	Residential - dwelling	105,000	345,000	3,065	2,893	-	172	-6%
Rural	Residential	Residential - dwelling	105,000	350,000	3,065	2,903	-	162	-5%
Rural	Residential	Residential - dwelling	105,000	350,000	3,065	2,903	-	162	-5%
Rural	Residential	Residential - dwelling	105,000	360,000	1,556	1,280	-	276	-18%
Rural	Residential	Residential - dwelling	105,000	360,000	3,065	2,922	-	143	-5%
Rural	Residential	Residential - dwelling	105,000	365,000	3,065	2,932	-	133	-4%

Rural	Residential	Residential - dwelling	105,000	380,000	3,065	2,961	- 104	-3%
Rural	Residential	Residential - dwelling	105,000	385,000	3,065	2,971	- 94	-3%
Rural	Residential	Residential - dwelling	105,000	390,000	3,065	2,981	- 84	-3%
Rural	Residential	Residential - dwelling	105,000	410,000	3,065	3,020	- 45	-1%
Rural	Residential	Residential - dwelling	105,000	410,000	3,065	3,020	- 45	-1%
Rural	Residential	Residential - dwelling	105,000	410,000	3,065	3,020	- 45	-1%
Rural	Residential	Residential - dwelling	105,000	415,000	3,065	3,029	- 35	-1%
Rural	Residential	Residential - dwelling	105,000	420,000	3,065	3,039	- 25	-1%
Rural	Residential	Residential - dwelling	105,000	430,000	3,065	3,059	- 6	0%
Rural	Residential	Residential - dwelling	105,000	435,000	3,065	3,068	4	0%
Rural	Residential	Residential - dwelling	105,000	435,000	3,065	3,068	4	0%
Rural	Residential	Residential - dwelling	105,000	435,000	3,065	3,068	4	0%
Rural	Residential	Residential - dwelling	105,000	480,000	3,065	3,156	92	3%
Rural	Residential	Residential - dwelling	105,000	500,000	3,065	3,195	131	4%
Rural	Residential	Residential - dwelling	105,000	510,000	3,065	3,215	150	5%
Rural	Residential	Residential - dwelling	109,000	405,000	1,565	1,368	- 197	-13%
Rural	Residential	Residential - dwelling	109,000	430,000	1,565	1,417	- 148	-9%
Rural	Residential	Residential - dwelling	109,000	460,000	1,565	1,475	- 90	-6%
Rural	Residential	Residential - dwelling	109,000	540,000	1,565	1,631	66	4%
Rural	Residential	Residential - dwelling	109,000	540,000	1,565	1,631	66	4%
Rural	Residential	Residential - dwelling	110,000	270,000	2,702	2,241	- 461	-17%
Rural	Residential	Residential - dwelling	110,000	360,000	2,071	2,344	274	13%
Rural	Residential	Residential - dwelling	110,000	690,000	3,946	4,304	358	9%
Rural	Residential	Residential - dwelling	111,000	325,000	1,834	1,610	- 224	-12%
Rural	Residential	Residential - dwelling	111,000	410,000	1,834	1,776	- 58	-3%
Rural	Residential	Residential - dwelling	112,000	310,000	1,836	1,581	- 255	-14%
Rural	Residential	Residential - dwelling	112,000	375,000	1,836	1,707	- 129	-7%
Rural	Residential	Residential - dwelling	112,000	435,000	1,836	1,824	- 12	-1%
Rural	Residential	Residential - dwelling	112,000	445,000	1,836	1,844	8	0%
Rural	Residential	Residential - dwelling	112,000	520,000	1,571	1,592	21	1%
Rural	Residential	Residential - dwelling	114,000	490,000	1,576	1,534	- 42	-3%
Rural	Residential	Residential - dwelling	114,000	630,000	1,576	1,807	231	15%
Rural	Residential	Residential - dwelling	114,000	740,000	1,576	2,021	446	28%
Rural	Residential	Residential - dwelling	116,000	340,000	3,089	2,883	- 206	-7%
Rural	Residential	Residential - dwelling	117,000	250,000	1,847	1,464	- 383	-21%
Rural	Residential	Residential - dwelling	117,000	420,000	1,847	1,795	- 52	-3%
Rural	Residential	Residential - dwelling	117,000	435,000	1,582	1,426	- 156	-10%
Rural	Residential	Residential - dwelling	120,000	375,000	1,589	1,309	- 279	-18%
Rural	Residential	Residential - dwelling	120,000	400,000	2,724	2,494	- 230	-8%
Rural	Residential	Residential - dwelling	120,000	415,000	2,989	2,921	- 67	-2%
Rural	Residential	Residential - dwelling	120,000	550,000	2,156	2,219	62	3%
Rural	Residential	Residential - dwelling	122,000	305,000	3,102	2,815	- 287	-9%
Rural	Residential	Residential - dwelling	122,000	450,000	1,593	1,456	- 138	-9%
Rural	Residential	Residential - dwelling	122,000	480,000	1,593	1,514	- 79	-5%
Rural	Residential	Residential - dwelling	122,000	540,000	1,593	1,631	38	2%
Rural	Residential	Residential - dwelling	122,000	590,000	1,593	1,729	136	9%
Rural	Residential	Residential - dwelling	122,000	640,000	1,593	1,826	233	15%
Rural	Residential	Residential - dwelling	122,000	690,000	1,593	1,924	331	21%
Rural	Residential	Residential - dwelling	124,000	550,000	1,598	1,651	53	3%
Rural	Residential	Residential - dwelling	125,000	490,000	1,865	1,932	67	4%
Rural	Residential	Residential - dwelling	125,000	540,000	1,600	1,631	31	2%
Rural	Residential	Residential - dwelling	125,000	730,000	1,865	2,400	535	29%
Rural	Residential	Residential - dwelling	126,000	335,000	1,867	1,629	- 237	-13%
Rural	Residential	Residential - dwelling	126,000	345,000	1,867	1,649	- 218	-12%
Rural	Residential	Residential - dwelling	126,000	390,000	1,867	1,737	- 130	-7%
Rural	Residential	Residential - dwelling	129,000	310,000	1,873	1,581	- 293	-16%
Rural	Residential	Residential - dwelling	130,000	290,000	4,146	3,814	- 332	-8%
Rural	Residential	Residential - dwelling	130,000	345,000	3,011	2,785	- 226	-7%
Rural	Residential	Residential - dwelling	130,000	355,000	1,875	1,668	- 207	-11%
Rural	Residential	Residential - dwelling	130,000	360,000	1,875	1,678	- 197	-11%
Rural	Residential	Residential - dwelling	130,000	360,000	1,875	1,678	- 197	-11%
Rural	Residential	Residential - dwelling	130,000	375,000	1,875	1,707	- 168	-9%
Rural	Residential	Residential - dwelling	130,000	385,000	1,875	1,727	- 149	-8%
Rural	Residential	Residential - dwelling	130,000	400,000	2,746	2,494	- 252	-9%
Rural	Residential	Residential - dwelling	130,000	415,000	1,875	1,785	- 90	-5%
Rural	Residential	Residential - dwelling	130,000	415,000	1,875	1,785	- 90	-5%
Rural	Residential	Residential - dwelling	130,000	420,000	1,875	1,795	- 80	-4%
Rural	Residential	Residential - dwelling	130,000	460,000	1,611	1,475	- 136	-8%
Rural	Residential	Residential - dwelling	130,000	470,000	1,875	1,893	17	1%
Rural	Residential	Residential - dwelling	130,000	510,000	1,611	1,573	- 38	-2%
Rural	Residential	Residential - dwelling	130,000	540,000	1,611	1,631	20	1%
Rural	Residential	Residential - dwelling	130,000	540,000	1,611	1,631	20	1%
Rural	Residential	Residential - dwelling	130,000	540,000	1,611	1,631	20	1%
Rural	Residential	Residential - dwelling	130,000	540,000	1,611	1,631	20	1%
Rural	Residential	Residential - dwelling	130,000	560,000	1,611	1,670	59	4%
Rural	Residential	Residential - dwelling	130,000	600,000	1,611	1,748	137	9%
Rural	Residential	Residential - dwelling	131,000	580,000	4,257	4,487	230	5%
Rural	Residential	Residential - dwelling	135,000	405,000	1,622	1,368	- 254	-16%
Rural	Residential	Residential - dwelling	135,000	450,000	1,622	1,456	- 166	-10%
Rural	Residential	Residential - dwelling	135,000	485,000	1,622	1,524	- 98	-6%
Rural	Residential	Residential - dwelling	135,000	520,000	1,886	1,990	104	5%
Rural	Residential	Residential - dwelling	135,000	560,000	1,886	2,068	182	10%
Rural	Residential	Residential - dwelling	135,000	580,000	1,622	1,709	88	5%
Rural	Residential	Residential - dwelling	135,000	590,000	1,622	1,729	107	7%
Rural	Residential	Residential - dwelling	137,000	385,000	3,135	2,971	- 164	-5%
Rural	Residential	Residential - dwelling	137,000	390,000	3,135	2,981	- 154	-5%
Rural	Residential	Residential - dwelling	137,000	505,000	1,891	1,961	70	4%
Rural	Residential	Residential - dwelling	138,000	350,000	1,893	1,659	- 234	-12%
Rural	Residential	Residential - dwelling	138,000	385,000	1,893	1,727	- 166	-9%
Rural	Residential	Residential - dwelling	138,000	540,000	1,628	1,631	3	0%

Rural	Residential	Residential - dwelling	138,000	640,000	1,628	1,826	198	12%
Rural	Residential	Residential - dwelling	138,000	660,000	1,628	1,865	237	15%
Rural	Residential	Residential - dwelling	138,000	670,000	1,628	1,885	256	16%
Rural	Residential	Residential - dwelling	140,000	405,000	1,897	1,766	-132	-7%
Rural	Residential	Residential - dwelling	140,000	500,000	1,633	1,553	-79	-5%
Rural	Residential	Residential - dwelling	142,000	355,000	1,902	1,668	-233	-12%
Rural	Residential	Residential - dwelling	142,000	660,000	1,902	2,263	361	19%
Rural	Residential	Residential - dwelling	143,000	410,000	1,904	2,354	450	24%
Rural	Residential	Residential - dwelling	143,000	480,000	1,639	1,514	-125	-8%
Rural	Residential	Residential - dwelling	143,000	510,000	2,774	2,709	-66	-2%
Rural	Residential	Residential - dwelling	143,000	550,000	2,774	2,787	12	0%
Rural	Residential	Residential - dwelling	143,000	620,000	2,774	2,923	149	5%
Rural	Residential	Residential - dwelling	145,000	360,000	1,908	1,678	-230	-12%
Rural	Residential	Residential - dwelling	145,000	445,000	1,643	1,446	-198	-12%
Rural	Residential	Residential - dwelling	147,000	560,000	1,648	1,670	22	1%
Rural	Residential	Residential - dwelling	147,000	620,000	1,648	1,787	139	8%
Rural	Residential	Residential - dwelling	147,000	690,000	1,648	1,924	276	17%
Rural	Residential	Residential - dwelling	147,000	690,000	2,783	3,060	277	10%
Rural	Residential	Residential - dwelling	147,000	720,000	322	1,404	1,082	336%
Rural	Residential	Residential - dwelling	148,000	335,000	1,915	2,207	292	15%
Rural	Residential	Residential - dwelling	148,000	570,000	3,159	3,332	173	5%
Rural	Residential	Residential - dwelling	150,000	440,000	3,054	2,970	-84	-3%
Rural	Residential	Residential - dwelling	150,000	450,000	1,654	1,456	-199	-12%
Rural	Residential	Residential - dwelling	150,000	495,000	1,654	1,543	-111	-7%
Rural	Residential	Residential - dwelling	150,000	510,000	1,654	1,573	-82	-5%
Rural	Residential	Residential - dwelling	150,000	600,000	1,654	1,748	94	6%
Rural	Residential	Residential - dwelling	150,000	630,000	2,790	2,943	153	5%
Rural	Residential	Residential - dwelling	150,000	750,000	1,654	2,041	386	23%
Rural	Residential	Residential - dwelling	155,000	395,000	1,930	1,746	-184	-10%
Rural	Residential	Residential - dwelling	155,000	540,000	1,665	1,631	-34	-2%
Rural	Residential	Residential - dwelling	155,000	540,000	1,930	2,029	99	5%
Rural	Residential	Residential - dwelling	155,000	560,000	1,665	1,670	5	0%
Rural	Residential	Residential - dwelling	155,000	620,000	3,065	3,321	256	8%
Rural	Residential	Residential - dwelling	155,000	990,000	1,718	2,562	843	49%
Rural	Residential	Residential - dwelling	160,000	290,000	1,941	1,542	-400	-21%
Rural	Residential	Residential - dwelling	160,000	300,000	1,941	1,561	-380	-20%
Rural	Residential	Residential - dwelling	160,000	320,000	1,941	1,600	-341	-18%
Rural	Residential	Residential - dwelling	160,000	340,000	1,941	1,639	-302	-16%
Rural	Residential	Residential - dwelling	160,000	340,000	1,941	1,639	-302	-16%
Rural	Residential	Residential - dwelling	160,000	345,000	1,941	1,649	-292	-15%
Rural	Residential	Residential - dwelling	160,000	345,000	1,941	1,649	-292	-15%
Rural	Residential	Residential - dwelling	160,000	355,000	1,941	1,668	-273	-14%
Rural	Residential	Residential - dwelling	160,000	380,000	1,941	1,717	-224	-12%
Rural	Residential	Residential - dwelling	160,000	380,000	1,941	1,717	-224	-12%
Rural	Residential	Residential - dwelling	160,000	385,000	1,941	1,727	-214	-11%
Rural	Residential	Residential - dwelling	160,000	385,000	1,941	1,727	-214	-11%
Rural	Residential	Residential - dwelling	160,000	395,000	1,941	1,746	-195	-10%
Rural	Residential	Residential - dwelling	160,000	395,000	1,941	1,746	-195	-10%
Rural	Residential	Residential - dwelling	160,000	405,000	1,941	2,344	403	21%
Rural	Residential	Residential - dwelling	160,000	415,000	2,811	2,523	-288	-10%
Rural	Residential	Residential - dwelling	160,000	440,000	1,941	1,834	-107	-6%
Rural	Residential	Residential - dwelling	160,000	450,000	2,811	2,592	-220	-8%
Rural	Residential	Residential - dwelling	160,000	450,000	1,676	1,456	-221	-13%
Rural	Residential	Residential - dwelling	160,000	450,000	1,941	1,854	-88	-5%
Rural	Residential	Residential - dwelling	160,000	460,000	1,941	1,873	-68	-4%
Rural	Residential	Residential - dwelling	160,000	495,000	1,676	1,543	-133	-8%
Rural	Residential	Residential - dwelling	160,000	540,000	1,941	2,029	88	5%
Rural	Residential	Residential - dwelling	160,000	590,000	1,941	2,127	185	10%
Rural	Residential	Residential - dwelling	160,000	620,000	1,941	2,185	244	13%
Rural	Residential	Residential - dwelling	160,000	920,000	2,811	3,508	697	25%
Rural	Residential	Residential - dwelling	162,500	487,500	1,947	1,927	-20	-1%
Rural	Residential	Residential - dwelling	162,500	502,500	1,682	1,558	-124	-7%
Rural	Residential	Residential - dwelling	162,500	587,500	1,682	1,724	42	2%
Rural	Residential	Residential - dwelling	162,500	627,500	1,682	1,802	120	7%
Rural	Residential	Residential - dwelling	162,500	707,500	1,947	2,356	409	21%
Rural	Residential	Residential - dwelling	165,000	335,000	1,952	1,629	-323	-17%
Rural	Residential	Residential - dwelling	165,000	375,000	1,687	1,309	-378	-22%
Rural	Residential	Residential - dwelling	165,000	395,000	1,952	1,746	-206	-11%
Rural	Residential	Residential - dwelling	165,000	415,000	1,687	1,387	-300	-18%
Rural	Residential	Residential - dwelling	165,000	445,000	1,687	1,446	-241	-14%
Rural	Residential	Residential - dwelling	165,000	480,000	1,952	1,912	-40	-2%
Rural	Residential	Residential - dwelling	165,000	480,000	1,952	1,912	-40	-2%
Rural	Residential	Residential - dwelling	165,000	485,000	1,687	1,524	-163	-10%
Rural	Residential	Residential - dwelling	165,000	500,000	1,952	1,951	-1	0%
Rural	Residential	Residential - dwelling	165,000	520,000	1,687	1,592	-95	-6%
Rural	Residential	Residential - dwelling	165,000	530,000	361	1,034	672	186%
Rural	Residential	Residential - dwelling	165,000	540,000	1,687	1,631	-56	-3%
Rural	Residential	Residential - dwelling	165,000	560,000	1,687	1,670	-17	-1%
Rural	Residential	Residential - dwelling	165,000	580,000	1,952	2,107	155	8%
Rural	Residential	Residential - dwelling	165,000	580,000	1,952	2,107	155	8%
Rural	Residential	Residential - dwelling	165,000	590,000	1,941	1,983	41	2%
Rural	Residential	Residential - dwelling	165,000	620,000	1,687	1,787	100	6%
Rural	Residential	Residential - dwelling	165,000	620,000	1,744	1,844	100	6%
Rural	Residential	Residential - dwelling	165,000	640,000	1,687	1,826	139	8%
Rural	Residential	Residential - dwelling	165,000	650,000	1,687	1,846	158	9%
Rural	Residential	Residential - dwelling	165,000	650,000	1,687	1,846	158	9%
Rural	Residential	Residential - dwelling	165,000	670,000	1,687	1,885	197	12%
Rural	Residential	Residential - dwelling	165,000	680,000	1,687	1,904	217	13%
Rural	Residential	Residential - dwelling	165,000	720,000	1,687	1,982	295	17%
Rural	Residential	Residential - dwelling	165,000	770,000	1,687	2,080	392	23%
Rural	Residential	Residential - dwelling	165,000	880,000	1,687	2,294	607	36%

Rural	Residential	Residential - dwelling	165,000	910,000	2,822	3,489	666	24%
Rural	Residential	Residential - dwelling	170,000	395,000	2,833	2,484	-349	-12%
Rural	Residential	Residential - dwelling	170,000	405,000	1,963	1,766	-197	-10%
Rural	Residential	Residential - dwelling	170,000	415,000	2,833	2,523	-310	-11%
Rural	Residential	Residential - dwelling	170,000	445,000	1,963	1,844	-119	-6%
Rural	Residential	Residential - dwelling	170,000	470,000	1,698	1,495	-204	-12%
Rural	Residential	Residential - dwelling	170,000	540,000	2,942	2,875	-67	-2%
Rural	Residential	Residential - dwelling	170,000	540,000	1,698	1,631	-67	-4%
Rural	Residential	Residential - dwelling	170,000	560,000	2,942	2,914	-28	-1%
Rural	Residential	Residential - dwelling	170,000	570,000	2,942	2,934	-8	0%
Rural	Residential	Residential - dwelling	170,000	600,000	2,942	2,992	50	2%
Rural	Residential	Residential - dwelling	170,000	620,000	2,942	3,031	89	3%
Rural	Residential	Residential - dwelling	170,000	760,000	1,963	2,458	495	25%
Rural	Residential	Residential - dwelling	175,000	265,000	1,974	1,493	-481	-24%
Rural	Residential	Residential - dwelling	175,000	415,000	1,974	1,785	-189	-10%
Rural	Residential	Residential - dwelling	180,000	320,000	1,985	1,600	-385	-19%
Rural	Residential	Residential - dwelling	180,000	325,000	1,985	1,610	-375	-19%
Rural	Residential	Residential - dwelling	180,000	335,000	1,985	1,629	-356	-18%
Rural	Residential	Residential - dwelling	180,000	340,000	2,855	2,377	-478	-17%
Rural	Residential	Residential - dwelling	180,000	405,000	1,720	1,368	-352	-20%
Rural	Residential	Residential - dwelling	180,000	415,000	1,720	1,387	-333	-19%
Rural	Residential	Residential - dwelling	180,000	420,000	1,720	1,397	-323	-19%
Rural	Residential	Residential - dwelling	180,000	435,000	1,985	1,824	-161	-8%
Rural	Residential	Residential - dwelling	180,000	560,000	1,720	1,670	-50	-3%
Rural	Residential	Residential - dwelling	180,000	590,000	1,720	1,729	9	0%
Rural	Residential	Residential - dwelling	180,000	600,000	2,288	2,316	28	1%
Rural	Residential	Residential - dwelling	180,000	640,000	1,720	1,826	106	6%
Rural	Residential	Residential - dwelling	180,000	660,000	1,720	1,865	145	8%
Rural	Residential	Residential - dwelling	180,000	690,000	1,720	1,924	204	12%
Rural	Residential	Residential - dwelling	180,000	780,000	1,720	2,099	379	22%
Rural	Residential	Residential - dwelling	180,000	900,000	4,473	6,375	1,903	43%
Rural	Residential	Residential - dwelling	185,000	335,000	670	1,051	381	57%
Rural	Residential	Residential - dwelling	185,000	345,000	1,996	1,649	-347	-17%
Rural	Residential	Residential - dwelling	185,000	360,000	1,996	1,678	-318	-16%
Rural	Residential	Residential - dwelling	185,000	365,000	1,996	1,688	-308	-15%
Rural	Residential	Residential - dwelling	185,000	365,000	1,996	1,688	-308	-15%
Rural	Residential	Residential - dwelling	185,000	365,000	1,996	1,688	-308	-15%
Rural	Residential	Residential - dwelling	185,000	375,000	1,996	1,707	-289	-14%
Rural	Residential	Residential - dwelling	185,000	395,000	1,996	1,746	-250	-13%
Rural	Residential	Residential - dwelling	185,000	400,000	1,996	1,756	-240	-12%
Rural	Residential	Residential - dwelling	185,000	400,000	1,996	1,756	-240	-12%
Rural	Residential	Residential - dwelling	185,000	410,000	1,996	1,776	-220	-11%
Rural	Residential	Residential - dwelling	185,000	415,000	1,996	1,785	-211	-11%
Rural	Residential	Residential - dwelling	185,000	420,000	1,996	1,795	-201	-10%
Rural	Residential	Residential - dwelling	185,000	420,000	1,996	1,795	-201	-10%
Rural	Residential	Residential - dwelling	185,000	435,000	1,996	1,824	-172	-9%
Rural	Residential	Residential - dwelling	185,000	435,000	1,996	1,824	-172	-9%
Rural	Residential	Residential - dwelling	185,000	445,000	1,996	1,844	-152	-8%
Rural	Residential	Residential - dwelling	185,000	470,000	1,996	1,893	-103	-5%
Rural	Residential	Residential - dwelling	185,000	470,000	1,996	1,893	-103	-5%
Rural	Residential	Residential - dwelling	185,000	470,000	1,996	1,893	-103	-5%
Rural	Residential	Residential - dwelling	185,000	490,000	1,996	1,932	-64	-3%
Rural	Residential	Residential - dwelling	185,000	500,000	1,996	1,951	-45	-2%
Rural	Residential	Residential - dwelling	185,000	520,000	1,996	1,990	-6	0%
Rural	Residential	Residential - dwelling	185,000	600,000	1,996	2,146	150	8%
Rural	Residential	Residential - dwelling	185,000	670,000	1,731	1,885	154	9%
Rural	Residential	Residential - dwelling	185,000	740,000	2,866	3,157	291	10%
Rural	Residential	Residential - dwelling	185,000	780,000	1,794	2,163	368	21%
Rural	Residential	Residential - dwelling	185,000	1,000,000	1,731	2,528	797	46%
Rural	Residential	Residential - dwelling	190,000	325,000	2,007	1,610	-397	-20%
Rural	Residential	Residential - dwelling	190,000	330,000	2,007	1,620	-387	-19%
Rural	Residential	Residential - dwelling	190,000	335,000	2,007	1,629	-378	-19%
Rural	Residential	Residential - dwelling	190,000	350,000	2,007	1,659	-348	-17%
Rural	Residential	Residential - dwelling	190,000	355,000	2,007	1,668	-339	-17%
Rural	Residential	Residential - dwelling	190,000	355,000	2,007	1,668	-339	-17%
Rural	Residential	Residential - dwelling	190,000	365,000	2,007	1,688	-319	-16%
Rural	Residential	Residential - dwelling	190,000	365,000	2,007	1,688	-319	-16%
Rural	Residential	Residential - dwelling	190,000	365,000	2,007	1,688	-319	-16%
Rural	Residential	Residential - dwelling	190,000	380,000	2,007	1,717	-290	-14%
Rural	Residential	Residential - dwelling	190,000	395,000	2,007	1,746	-260	-13%
Rural	Residential	Residential - dwelling	190,000	395,000	2,007	1,746	-260	-13%
Rural	Residential	Residential - dwelling	190,000	410,000	2,007	1,776	-231	-12%
Rural	Residential	Residential - dwelling	190,000	430,000	2,007	1,815	-192	-10%
Rural	Residential	Residential - dwelling	190,000	435,000	2,007	1,824	-182	-9%
Rural	Residential	Residential - dwelling	190,000	450,000	2,007	1,854	-153	-8%
Rural	Residential	Residential - dwelling	190,000	450,000	2,007	1,854	-153	-8%
Rural	Residential	Residential - dwelling	190,000	460,000	2,007	1,873	-134	-7%
Rural	Residential	Residential - dwelling	190,000	470,000	2,007	1,893	-114	-6%
Rural	Residential	Residential - dwelling	190,000	470,000	2,007	1,893	-114	-6%
Rural	Residential	Residential - dwelling	190,000	480,000	2,007	1,912	-95	-5%
Rural	Residential	Residential - dwelling	190,000	480,000	2,007	1,912	-95	-5%
Rural	Residential	Residential - dwelling	190,000	485,000	2,007	1,922	-85	-4%
Rural	Residential	Residential - dwelling	190,000	485,000	1,742	1,524	-218	-13%
Rural	Residential	Residential - dwelling	190,000	490,000	2,007	1,932	-75	-4%
Rural	Residential	Residential - dwelling	190,000	490,000	2,007	1,932	-75	-4%
Rural	Residential	Residential - dwelling	190,000	490,000	2,007	1,932	-75	-4%
Rural	Residential	Residential - dwelling	190,000	490,000	1,742	1,534	-208	-12%
Rural	Residential	Residential - dwelling	190,000	495,000	2,986	2,787	-199	-7%
Rural	Residential	Residential - dwelling	190,000	500,000	2,007	1,951	-56	-3%
Rural	Residential	Residential - dwelling	190,000	520,000	2,007	1,990	-17	-1%
Rural	Residential	Residential - dwelling	190,000	530,000	1,742	1,612	-130	-7%



Rural	Residential	Residential - dwelling	190,000	540,000	1,742	1,631	- 111	-6%
Rural	Residential	Residential - dwelling	190,000	540,000	2,007	2,029	22	1%
Rural	Residential	Residential - dwelling	190,000	540,000	1,742	1,631	- 111	-6%
Rural	Residential	Residential - dwelling	190,000	560,000	2,007	2,068	61	3%
Rural	Residential	Residential - dwelling	190,000	600,000	2,007	2,146	139	7%
Rural	Residential	Residential - dwelling	190,000	600,000	1,742	1,748	6	0%
Rural	Residential	Residential - dwelling	190,000	780,000	1,742	2,099	357	21%
Rural	Residential	Residential - dwelling	190,000	950,000	2,007	2,829	822	41%
Rural	Residential	Residential - dwelling	195,000	330,000	1,753	1,222	- 531	-30%
Rural	Residential	Residential - dwelling	195,000	335,000	2,018	1,629	- 388	-19%
Rural	Residential	Residential - dwelling	195,000	355,000	2,018	1,668	- 349	-17%
Rural	Residential	Residential - dwelling	195,000	355,000	2,018	1,668	- 349	-17%
Rural	Residential	Residential - dwelling	195,000	365,000	2,018	1,688	- 330	-16%
Rural	Residential	Residential - dwelling	195,000	380,000	2,018	1,717	- 301	-15%
Rural	Residential	Residential - dwelling	195,000	380,000	2,018	1,717	- 301	-15%
Rural	Residential	Residential - dwelling	195,000	390,000	2,018	1,737	- 281	-14%
Rural	Residential	Residential - dwelling	195,000	395,000	2,018	1,746	- 271	-13%
Rural	Residential	Residential - dwelling	195,000	400,000	2,018	1,756	- 262	-13%
Rural	Residential	Residential - dwelling	195,000	420,000	2,018	2,373	355	18%
Rural	Residential	Residential - dwelling	195,000	420,000	2,018	1,795	- 223	-11%
Rural	Residential	Residential - dwelling	195,000	445,000	2,018	1,844	- 174	-9%
Rural	Residential	Residential - dwelling	195,000	445,000	2,018	1,844	- 174	-9%
Rural	Residential	Residential - dwelling	195,000	460,000	2,018	1,873	- 145	-7%
Rural	Residential	Residential - dwelling	195,000	470,000	2,018	1,893	- 125	-6%
Rural	Residential	Residential - dwelling	195,000	470,000	2,018	1,893	- 125	-6%
Rural	Residential	Residential - dwelling	195,000	480,000	2,018	1,912	- 106	-5%
Rural	Residential	Residential - dwelling	195,000	490,000	2,018	1,932	- 86	-4%
Rural	Residential	Residential - dwelling	195,000	495,000	1,753	1,543	- 210	-12%
Rural	Residential	Residential - dwelling	195,000	520,000	2,018	1,990	- 28	-1%
Rural	Residential	Residential - dwelling	195,000	520,000	2,018	1,990	- 28	-1%
Rural	Residential	Residential - dwelling	195,000	630,000	2,888	2,943	55	2%
Rural	Residential	Residential - dwelling	195,000	660,000	2,018	2,263	245	12%
Rural	Residential	Residential - dwelling	195,000	750,000	2,018	2,439	421	21%
Rural	Residential	Residential - dwelling	200,000	345,000	2,029	1,649	- 380	-19%
Rural	Residential	Residential - dwelling	200,000	415,000	1,764	1,387	- 377	-21%
Rural	Residential	Residential - dwelling	200,000	510,000	2,029	1,971	- 58	-3%
Rural	Residential	Residential - dwelling	200,000	520,000	2,029	1,990	- 39	-2%
Rural	Residential	Residential - dwelling	200,000	540,000	2,029	2,029	0	0%
Rural	Residential	Residential - dwelling	200,000	620,000	2,029	2,185	156	8%
Rural	Residential	Residential - dwelling	200,000	700,000	1,764	1,943	179	10%
Rural	Residential	Residential - dwelling	200,000	730,000	4,408	4,780	372	8%
Rural	Residential	Residential - dwelling	200,000	760,000	2,899	3,196	297	10%
Rural	Residential	Residential - dwelling	200,000	890,000	1,764	2,314	550	31%
Rural	Residential	Residential - dwelling	200,000	920,000	1,764	2,372	608	34%
Rural	Residential	Residential - dwelling	200,000	1,880,000	1,764	4,244	2,481	141%
Rural	Residential	Residential - dwelling	200,000	2,100,000	1,764	4,674	2,910	165%
Rural	Residential	Residential - dwelling	210,000	400,000	1,786	1,358	- 428	-24%
Rural	Residential	Residential - dwelling	210,000	470,000	1,786	1,495	- 291	-16%
Rural	Residential	Residential - dwelling	210,000	510,000	2,051	1,971	- 80	-4%
Rural	Residential	Residential - dwelling	210,000	590,000	2,051	2,127	76	4%
Rural	Residential	Residential - dwelling	210,000	740,000	2,921	3,157	236	8%
Rural	Residential	Residential - dwelling	210,000	1,170,000	1,786	2,860	1,074	60%
Rural	Residential	Residential - dwelling	215,000	490,000	2,062	1,932	- 130	-6%
Rural	Residential	Residential - dwelling	215,000	565,000	2,062	2,078	16	1%
Rural	Residential	Residential - dwelling	215,000	580,000	2,062	2,107	46	2%
Rural	Residential	Residential - dwelling	215,000	670,000	4,441	4,663	222	5%
Rural	Residential	Residential - dwelling	215,000	720,000	4,441	4,760	320	7%
Rural	Residential	Residential - dwelling	215,000	750,000	1,797	2,041	244	14%
Rural	Residential	Residential - dwelling	215,000	860,000	3,197	3,789	592	19%
Rural	Residential	Residential - dwelling	215,000	890,000	4,441	5,092	651	15%
Rural	Residential	Residential - dwelling	220,000	520,000	1,808	1,592	- 216	-12%
Rural	Residential	Residential - dwelling	220,000	540,000	4,452	4,409	- 42	-1%
Rural	Residential	Residential - dwelling	220,000	570,000	1,808	1,690	- 118	-7%
Rural	Residential	Residential - dwelling	220,000	620,000	3,208	3,321	113	4%
Rural	Residential	Residential - dwelling	220,000	640,000	2,943	2,962	19	1%
Rural	Residential	Residential - dwelling	220,000	760,000	2,943	3,196	253	9%
Rural	Residential	Residential - dwelling	220,000	810,000	1,808	2,158	350	19%
Rural	Residential	Residential - dwelling	225,000	590,000	1,819	1,729	- 90	-5%
Rural	Residential	Residential - dwelling	230,000	440,000	1,830	1,436	- 394	-22%
Rural	Residential	Residential - dwelling	230,000	485,000	1,830	1,524	- 306	-17%
Rural	Residential	Residential - dwelling	230,000	520,000	1,830	1,592	- 237	-13%
Rural	Residential	Residential - dwelling	230,000	570,000	2,094	2,088	- 7	0%
Rural	Residential	Residential - dwelling	230,000	570,000	1,830	1,690	- 140	-8%
Rural	Residential	Residential - dwelling	230,000	580,000	1,908	1,788	- 120	-6%
Rural	Residential	Residential - dwelling	230,000	600,000	1,830	1,748	- 81	-4%
Rural	Residential	Residential - dwelling	230,000	740,000	1,830	2,021	192	10%
Rural	Residential	Residential - dwelling	230,000	810,000	3,073	3,402	328	11%
Rural	Residential	Residential - dwelling	230,000	880,000	2,965	3,430	465	16%
Rural	Residential	Residential - dwelling	235,000	910,000	1,921	2,433	512	27%
Rural	Residential	Residential - dwelling	240,000	580,000	3,251	3,243	- 8	0%
Rural	Residential	Residential - dwelling	240,000	620,000	1,852	1,787	- 64	-3%
Rural	Residential	Residential - dwelling	240,000	660,000	2,198	2,345	147	7%
Rural	Residential	Residential - dwelling	240,000	680,000	1,852	1,904	53	3%
Rural	Residential	Residential - dwelling	240,000	710,000	4,495	4,741	245	5%
Rural	Residential	Residential - dwelling	240,000	820,000	3,251	3,711	460	14%
Rural	Residential	Residential - dwelling	245,000	670,000	4,506	4,663	156	3%
Rural	Residential	Residential - dwelling	250,000	470,000	1,873	1,495	- 379	-20%
Rural	Residential	Residential - dwelling	250,000	520,000	4,517	4,370	- 147	-3%
Rural	Residential	Residential - dwelling	250,000	540,000	1,873	1,631	- 242	-13%
Rural	Residential	Residential - dwelling	250,000	550,000	4,517	4,429	- 89	-2%

Rural	Residential	Residential - dwelling	250,000	650,000	3,117	3,090	28	-1%
Rural	Residential	Residential - dwelling	250,000	660,000	3,382	3,507	125	4%
Rural	Residential	Residential - dwelling	250,000	670,000	1,873	1,885	11	1%
Rural	Residential	Residential - dwelling	250,000	670,000	1,873	1,885	11	1%
Rural	Residential	Residential - dwelling	250,000	700,000	4,517	4,721	204	5%
Rural	Residential	Residential - dwelling	250,000	740,000	2,138	2,419	281	13%
Rural	Residential	Residential - dwelling	250,000	800,000	2,138	2,536	398	19%
Rural	Residential	Residential - dwelling	250,000	810,000	3,117	3,402	284	9%
Rural	Residential	Residential - dwelling	250,000	900,000	4,517	5,111	594	13%
Rural	Residential	Residential - dwelling	250,000	900,000	2,138	2,731	593	28%
Rural	Residential	Residential - dwelling	255,000	620,000	4,528	4,565	37	1%
Rural	Residential	Residential - dwelling	255,000	780,000	558	1,521	963	172%
Rural	Residential	Residential - dwelling	255,000	830,000	1,884	2,197	312	17%
Rural	Residential	Residential - dwelling	260,000	405,000	1,895	1,368	-527	-28%
Rural	Residential	Residential - dwelling	260,000	445,000	1,895	1,446	-449	-24%
Rural	Residential	Residential - dwelling	260,000	510,000	1,895	1,573	-323	-17%
Rural	Residential	Residential - dwelling	260,000	510,000	1,895	1,573	-323	-17%
Rural	Residential	Residential - dwelling	260,000	520,000	1,895	1,592	-303	-16%
Rural	Residential	Residential - dwelling	260,000	520,000	1,895	1,592	-303	-16%
Rural	Residential	Residential - dwelling	260,000	560,000	2,296	2,071	-225	-10%
Rural	Residential	Residential - dwelling	260,000	840,000	3,295	3,750	455	14%
Rural	Residential	Residential - dwelling	260,000	1,020,000	1,984	2,656	672	34%
Rural	Residential	Residential - dwelling	265,000	550,000	1,906	1,651	-256	-13%
Rural	Residential	Residential - dwelling	265,000	760,000	4,550	4,838	288	6%
Rural	Residential	Residential - dwelling	265,000	850,000	4,550	5,014	464	10%
Rural	Residential	Residential - dwelling	268,000	563,000	3,048	2,812	-236	-8%
Rural	Residential	Residential - dwelling	270,000	490,000	3,317	3,068	-250	-8%
Rural	Residential	Residential - dwelling	270,000	570,000	3,317	3,224	-94	-3%
Rural	Residential	Residential - dwelling	270,000	580,000	3,317	3,243	-74	-2%
Rural	Residential	Residential - dwelling	270,000	600,000	3,317	3,282	-35	-1%
Rural	Residential	Residential - dwelling	270,000	620,000	1,917	1,787	-130	-7%
Rural	Residential	Residential - dwelling	270,000	700,000	4,561	4,721	160	4%
Rural	Residential	Residential - dwelling	270,000	700,000	4,561	4,721	160	4%
Rural	Residential	Residential - dwelling	270,000	770,000	4,561	4,858	297	7%
Rural	Residential	Residential - dwelling	270,000	780,000	3,317	3,633	316	10%
Rural	Residential	Residential - dwelling	270,000	800,000	4,561	4,916	355	8%
Rural	Residential	Residential - dwelling	270,000	800,000	4,561	4,916	355	8%
Rural	Residential	Residential - dwelling	270,000	830,000	3,317	3,731	414	12%
Rural	Residential	Residential - dwelling	270,000	880,000	4,561	5,072	511	11%
Rural	Residential	Residential - dwelling	270,000	890,000	3,317	3,848	531	16%
Rural	Residential	Residential - dwelling	275,000	720,000	4,572	4,760	188	4%
Rural	Residential	Residential - dwelling	280,000	630,000	3,074	2,943	-132	-4%
Rural	Residential	Residential - dwelling	280,000	640,000	4,583	4,604	21	0%
Rural	Residential	Residential - dwelling	280,000	690,000	1,939	1,924	-15	-1%
Rural	Residential	Residential - dwelling	280,000	770,000	3,183	3,324	141	4%
Rural	Residential	Residential - dwelling	280,000	870,000	3,183	3,519	336	11%
Rural	Residential	Residential - dwelling	285,000	620,000	2,048	1,885	-163	-8%
Rural	Residential	Residential - dwelling	285,000	750,000	1,950	2,041	91	5%
Rural	Residential	Residential - dwelling	290,000	670,000	4,605	4,663	58	1%
Rural	Residential	Residential - dwelling	290,000	680,000	3,361	3,438	77	2%
Rural	Residential	Residential - dwelling	290,000	680,000	4,605	4,682	77	2%
Rural	Residential	Residential - dwelling	290,000	730,000	1,961	2,002	41	2%
Rural	Residential	Residential - dwelling	290,000	800,000	2,060	2,237	177	9%
Rural	Residential	Residential - dwelling	290,000	800,000	4,605	4,916	311	7%
Rural	Residential	Residential - dwelling	290,000	920,000	4,605	5,150	545	12%
Rural	Residential	Residential - dwelling	290,000	1,500,000	3,361	5,037	1,676	50%
Rural	Residential	Residential - dwelling	295,000	620,000	4,616	4,565	-51	-1%
Rural	Residential	Residential - dwelling	295,000	805,000	2,237	2,546	309	14%
Rural	Residential	Residential - dwelling	300,000	550,000	1,983	1,651	-332	-17%
Rural	Residential	Residential - dwelling	300,000	590,000	1,983	1,729	-254	-13%
Rural	Residential	Residential - dwelling	300,000	670,000	2,248	2,283	35	2%
Rural	Residential	Residential - dwelling	300,000	670,000	4,518	4,555	37	1%
Rural	Residential	Residential - dwelling	300,000	730,000	3,227	3,246	19	1%
Rural	Residential	Residential - dwelling	300,000	810,000	1,983	2,158	175	9%
Rural	Residential	Residential - dwelling	300,000	890,000	1,983	2,314	331	17%
Rural	Residential	Residential - dwelling	305,000	520,000	3,394	3,126	-268	-8%
Rural	Residential	Residential - dwelling	310,000	690,000	2,005	1,924	-81	-4%
Rural	Residential	Residential - dwelling	310,000	790,000	3,405	3,653	248	7%
Rural	Residential	Residential - dwelling	310,000	800,000	2,005	2,138	133	7%
Rural	Residential	Residential - dwelling	310,000	880,000	3,405	3,828	423	12%
Rural	Residential	Residential - dwelling	310,000	980,000	4,540	5,159	619	14%
Rural	Residential	Residential - dwelling	310,000	1,100,000	4,928	5,501	574	12%
Rural	Residential	Residential - dwelling	310,000	1,320,000	4,649	5,930	1,282	28%
Rural	Residential	Residential - dwelling	315,000	750,000	2,016	2,041	25	1%
Rural	Residential	Residential - dwelling	315,000	770,000	4,660	4,858	198	4%
Rural	Residential	Residential - dwelling	315,000	1,110,000	3,416	4,277	861	25%
Rural	Residential	Residential - dwelling	320,000	605,000	3,427	3,292	-135	-4%
Rural	Residential	Residential - dwelling	320,000	840,000	2,027	2,216	190	9%
Rural	Residential	Residential - dwelling	320,000	920,000	2,027	2,372	346	17%
Rural	Residential	Residential - dwelling	330,000	560,000	2,049	1,670	-378	-18%
Rural	Residential	Residential - dwelling	330,000	590,000	2,313	2,127	-187	-8%
Rural	Residential	Residential - dwelling	330,000	860,000	3,449	3,789	341	10%
Rural	Residential	Residential - dwelling	330,000	890,000	4,692	5,092	399	9%
Rural	Residential	Residential - dwelling	330,000	1,070,000	2,313	3,063	749	32%
Rural	Residential	Residential - dwelling	335,000	690,000	4,703	4,702	-1	0%
Rural	Residential	Residential - dwelling	335,000	800,000	4,703	4,916	213	5%
Rural	Residential	Residential - dwelling	340,000	790,000	2,957	3,139	181	6%
Rural	Residential	Residential - dwelling	340,000	890,000	2,070	2,314	243	12%
Rural	Residential	Residential - dwelling	345,000	660,000	3,481	3,399	-82	-2%
Rural	Residential	Residential - dwelling	345,000	880,000	3,481	3,828	347	10%
Rural	Residential	Residential - dwelling	345,000	900,000	4,725	5,111	386	8%

Rural	Residential	Residential - dwelling	345,000	1,120,000	4,725	6,118	1,393	29%
Rural	Residential	Residential - dwelling	350,000	540,000	2,092	1,631	461	-22%
Rural	Residential	Residential - dwelling	350,000	640,000	3,492	3,360	132	-4%
Rural	Residential	Residential - dwelling	350,000	640,000	4,736	4,604	132	-3%
Rural	Residential	Residential - dwelling	350,000	650,000	2,092	1,846	247	-12%
Rural	Residential	Residential - dwelling	350,000	700,000	3,601	3,585	16	0%
Rural	Residential	Residential - dwelling	350,000	800,000	3,601	3,780	179	5%
Rural	Residential	Residential - dwelling	350,000	870,000	2,357	2,673	316	13%
Rural	Residential	Residential - dwelling	350,000	940,000	4,736	5,189	453	10%
Rural	Residential	Residential - dwelling	350,000	1,350,000	4,736	5,989	1,253	26%
Rural	Residential	Residential - dwelling	360,000	500,000	3,249	2,689	560	-17%
Rural	Residential	Residential - dwelling	360,000	630,000	4,758	4,585	173	-4%
Rural	Residential	Residential - dwelling	360,000	800,000	4,758	4,916	158	3%
Rural	Residential	Residential - dwelling	360,000	840,000	4,758	4,994	236	5%
Rural	Residential	Residential - dwelling	360,000	960,000	3,514	3,984	470	13%
Rural	Residential	Residential - dwelling	370,000	730,000	3,380	3,246	134	-4%
Rural	Residential	Residential - dwelling	370,000	880,000	3,536	3,828	292	8%
Rural	Residential	Residential - dwelling	370,000	960,000	2,969	3,416	448	15%
Rural	Residential	Residential - dwelling	370,000	1,170,000	3,271	3,996	724	22%
Rural	Residential	Residential - dwelling	375,000	640,000	2,147	1,826	321	-15%
Rural	Residential	Residential - dwelling	375,000	735,000	4,791	4,789	2	0%
Rural	Residential	Residential - dwelling	375,000	740,000	3,547	3,555	8	0%
Rural	Residential	Residential - dwelling	375,000	860,000	4,791	5,033	242	5%
Rural	Residential	Residential - dwelling	375,000	1,020,000	2,412	2,965	553	23%
Rural	Residential	Residential - dwelling	380,000	670,000	3,823	3,817	6	0%
Rural	Residential	Residential - dwelling	385,000	950,000	3,569	3,965	396	11%
Rural	Residential	Residential - dwelling	390,000	950,000	4,824	5,209	385	8%
Rural	Residential	Residential - dwelling	390,000	1,280,000	2,180	3,074	894	41%
Rural	Residential	Residential - dwelling	390,000	1,340,000	4,824	5,969	1,146	24%
Rural	Residential	Residential - dwelling	400,000	870,000	3,337	3,411	74	2%
Rural	Residential	Residential - dwelling	400,000	940,000	4,846	5,189	344	7%
Rural	Residential	Residential - dwelling	410,000	840,000	4,868	4,994	127	3%
Rural	Residential	Residential - dwelling	410,000	870,000	4,868	5,053	185	4%
Rural	Residential	Residential - dwelling	410,000	950,000	3,359	4,145	786	23%
Rural	Residential	Residential - dwelling	420,000	570,000	4,889	4,468	422	-9%
Rural	Residential	Residential - dwelling	420,000	950,000	4,889	5,209	319	7%
Rural	Residential	Residential - dwelling	420,000	1,020,000	4,889	5,345	456	9%
Rural	Residential	Residential - dwelling	430,000	660,000	4,911	4,643	268	-5%
Rural	Residential	Residential - dwelling	430,000	850,000	4,911	5,014	102	2%
Rural	Residential	Residential - dwelling	430,000	860,000	2,415	2,402	12	-1%
Rural	Residential	Residential - dwelling	430,000	950,000	2,532	2,829	296	12%
Rural	Residential	Residential - dwelling	430,000	960,000	2,532	2,848	316	12%
Rural	Residential	Residential - dwelling	430,000	1,070,000	2,532	3,063	530	21%
Rural	Residential	Residential - dwelling	430,000	1,200,000	4,911	5,696	785	16%
Rural	Residential	Residential - dwelling	435,000	590,000	3,678	3,263	416	-11%
Rural	Residential	Residential - dwelling	435,000	950,000	3,678	3,965	286	8%
Rural	Residential	Residential - dwelling	435,000	1,140,000	4,922	5,579	657	13%
Rural	Residential	Residential - dwelling	440,000	890,000	4,933	5,092	158	3%
Rural	Residential	Residential - dwelling	440,000	990,000	4,933	5,287	353	7%
Rural	Residential	Residential - dwelling	440,000	1,060,000	4,933	5,423	490	10%
Rural	Residential	Residential - dwelling	440,000	1,100,000	4,933	5,501	568	12%
Rural	Residential	Residential - dwelling	440,000	1,200,000	4,933	5,696	763	15%
Rural	Residential	Residential - dwelling	440,000	1,220,000	4,933	5,735	802	16%
Rural	Residential	Residential - dwelling	440,000	1,260,000	4,933	5,813	880	18%
Rural	Residential	Residential - dwelling	440,000	1,300,000	4,933	5,891	958	19%
Rural	Residential	Residential - dwelling	450,000	720,000	4,955	4,760	195	-4%
Rural	Residential	Residential - dwelling	450,000	1,050,000	5,234	5,404	170	3%
Rural	Residential	Residential - dwelling	450,000	1,100,000	4,955	5,501	546	11%
Rural	Residential	Residential - dwelling	450,000	1,140,000	4,955	5,579	624	13%
Rural	Residential	Residential - dwelling	450,000	1,170,000	4,690	5,240	549	12%
Rural	Residential	Residential - dwelling	450,000	1,175,000	4,955	5,648	692	14%
Rural	Residential	Residential - dwelling	450,000	1,190,000	4,955	5,677	722	15%
Rural	Residential	Residential - dwelling	450,000	1,300,000	4,955	5,891	936	19%
Rural	Residential	Residential - dwelling	455,000	720,000	3,722	3,516	206	-6%
Rural	Residential	Residential - dwelling	455,000	750,000	2,587	2,439	148	-6%
Rural	Residential	Residential - dwelling	455,000	850,000	4,966	5,014	48	1%
Rural	Residential	Residential - dwelling	455,000	1,140,000	2,587	3,199	612	24%
Rural	Residential	Residential - dwelling	455,000	1,410,000	2,322	3,328	1,006	43%
Rural	Residential	Residential - dwelling	460,000	900,000	4,977	5,111	134	3%
Rural	Residential	Residential - dwelling	460,000	930,000	3,733	3,926	193	5%
Rural	Residential	Residential - dwelling	465,000	820,000	4,988	4,955	33	-1%
Rural	Residential	Residential - dwelling	465,000	1,050,000	4,988	5,404	416	8%
Rural	Residential	Residential - dwelling	465,000	1,060,000	5,147	5,582	435	8%
Rural	Residential	Residential - dwelling	465,000	1,100,000	4,988	5,501	513	10%
Rural	Residential	Residential - dwelling	470,000	940,000	4,999	5,189	190	4%
Rural	Residential	Residential - dwelling	470,000	1,300,000	3,755	4,647	892	24%
Rural	Residential	Residential - dwelling	475,000	920,000	5,010	5,150	140	3%
Rural	Residential	Residential - dwelling	475,000	1,070,000	2,631	3,063	432	16%
Rural	Residential	Residential - dwelling	480,000	780,000	3,512	3,235	277	-8%
Rural	Residential	Residential - dwelling	480,000	840,000	2,642	2,614	28	-1%
Rural	Residential	Residential - dwelling	480,000	880,000	5,021	5,072	51	1%
Rural	Residential	Residential - dwelling	480,000	910,000	3,777	3,887	110	3%
Rural	Residential	Residential - dwelling	480,000	970,000	5,021	5,248	227	5%
Rural	Residential	Residential - dwelling	480,000	1,060,000	5,021	5,423	402	8%
Rural	Residential	Residential - dwelling	480,000	1,070,000	5,021	5,443	422	8%
Rural	Residential	Residential - dwelling	480,000	1,110,000	2,642	3,141	499	19%
Rural	Residential	Residential - dwelling	480,000	1,140,000	2,642	3,199	557	21%
Rural	Residential	Residential - dwelling	480,000	1,310,000	2,642	3,531	889	34%
Rural	Residential	Residential - dwelling	490,000	730,000	3,799	3,536	263	-7%
Rural	Residential	Residential - dwelling	490,000	755,000	3,799	3,584	214	-6%
Rural	Residential	Residential - dwelling	490,000	1,150,000	2,399	2,821	422	18%

Rural	Residential	Residential - dwelling	490,000	1,160,000	5,043	5,618	576	11%
Rural	Residential	Residential - dwelling	495,000	890,000	5,054	5,092	38	1%
Rural	Residential	Residential - dwelling	495,000	900,000	5,054	5,111	58	1%
Rural	Residential	Residential - dwelling	495,000	960,000	5,054	5,228	175	3%
Rural	Residential	Residential - dwelling	495,000	980,000	5,054	5,267	214	4%
Rural	Residential	Residential - dwelling	495,000	1,000,000	5,054	5,306	253	5%
Rural	Residential	Residential - dwelling	495,000	1,040,000	5,054	5,384	331	7%
Rural	Residential	Residential - dwelling	495,000	1,060,000	5,054	5,423	370	7%
Rural	Residential	Residential - dwelling	495,000	1,460,000	3,810	4,959	1,150	30%
Rural	Residential	Residential - dwelling	500,000	820,000	3,821	3,711	-110	-3%
Rural	Residential	Residential - dwelling	500,000	920,000	5,065	5,150	86	2%
Rural	Residential	Residential - dwelling	500,000	1,120,000	5,065	5,540	476	9%
Rural	Residential	Residential - dwelling	500,000	1,550,000	5,065	6,379	1,314	26%
Rural	Residential	Residential - dwelling	510,000	860,000	5,087	5,033	-53	-1%
Rural	Residential	Residential - dwelling	510,000	990,000	5,087	5,287	200	4%
Rural	Residential	Residential - dwelling	510,000	1,070,000	2,443	2,665	222	9%
Rural	Residential	Residential - dwelling	510,000	1,100,000	5,087	5,501	415	8%
Rural	Residential	Residential - dwelling	510,000	1,150,000	5,087	6,177	1,090	21%
Rural	Residential	Residential - dwelling	510,000	1,300,000	5,087	5,891	805	16%
Rural	Residential	Residential - dwelling	510,000	1,330,000	5,087	5,950	863	17%
Rural	Residential	Residential - dwelling	520,000	800,000	5,108	4,916	-192	-4%
Rural	Residential	Residential - dwelling	520,000	820,000	5,108	4,955	-153	-3%
Rural	Residential	Residential - dwelling	520,000	820,000	5,108	4,955	-153	-3%
Rural	Residential	Residential - dwelling	520,000	850,000	5,108	5,014	-95	-2%
Rural	Residential	Residential - dwelling	520,000	860,000	4,043	3,967	-75	-2%
Rural	Residential	Residential - dwelling	520,000	970,000	2,729	2,868	138	5%
Rural	Residential	Residential - dwelling	520,000	1,030,000	2,729	2,985	255	9%
Rural	Residential	Residential - dwelling	520,000	1,070,000	5,108	5,443	334	7%
Rural	Residential	Residential - dwelling	520,000	1,080,000	3,865	4,218	354	9%
Rural	Residential	Residential - dwelling	520,000	1,090,000	5,108	5,482	373	7%
Rural	Residential	Residential - dwelling	520,000	1,100,000	5,108	5,501	393	8%
Rural	Residential	Residential - dwelling	520,000	1,100,000	5,108	5,501	393	8%
Rural	Residential	Residential - dwelling	520,000	1,110,000	5,108	5,521	412	8%
Rural	Residential	Residential - dwelling	520,000	1,130,000	5,108	5,560	451	9%
Rural	Residential	Residential - dwelling	520,000	1,160,000	5,108	5,618	510	10%
Rural	Residential	Residential - dwelling	520,000	1,200,000	5,108	5,696	588	12%
Rural	Residential	Residential - dwelling	520,000	1,220,000	5,108	5,735	627	12%
Rural	Residential	Residential - dwelling	520,000	1,360,000	5,108	6,008	900	18%
Rural	Residential	Residential - dwelling	520,000	1,375,000	5,108	6,038	929	18%
Rural	Residential	Residential - dwelling	520,000	1,420,000	5,108	6,125	1,017	20%
Rural	Residential	Residential - dwelling	525,000	970,000	5,119	5,248	128	3%
Rural	Residential	Residential - dwelling	530,000	1,010,000	5,130	5,326	195	4%
Rural	Residential	Residential - dwelling	530,000	1,120,000	5,130	5,540	410	8%
Rural	Residential	Residential - dwelling	530,000	1,200,000	5,130	5,696	566	11%
Rural	Residential	Residential - dwelling	530,000	1,210,000	5,130	5,716	585	11%
Rural	Residential	Residential - dwelling	530,000	1,300,000	5,130	5,891	761	15%
Rural	Residential	Residential - dwelling	530,000	1,370,000	5,130	6,028	898	17%
Rural	Residential	Residential - dwelling	530,000	1,370,000	5,130	6,028	898	17%
Rural	Residential	Residential - dwelling	530,000	1,480,000	5,130	6,242	1,112	22%
Rural	Residential	Residential - dwelling	530,000	1,630,000	5,130	6,535	1,405	27%
Rural	Residential	Residential - dwelling	530,000	1,680,000	5,130	6,632	1,502	29%
Rural	Residential	Residential - dwelling	530,000	1,700,000	5,130	6,671	1,541	30%
Rural	Residential	Residential - dwelling	530,000	1,830,000	5,130	7,503	2,373	46%
Rural	Residential	Residential - dwelling	540,000	720,000	5,152	4,760	-392	-8%
Rural	Residential	Residential - dwelling	540,000	825,000	2,693	2,372	-321	-12%
Rural	Residential	Residential - dwelling	540,000	840,000	5,152	4,994	-158	-3%
Rural	Residential	Residential - dwelling	540,000	880,000	5,152	5,072	-80	-2%
Rural	Residential	Residential - dwelling	540,000	920,000	3,908	3,906	-2	0%
Rural	Residential	Residential - dwelling	540,000	1,000,000	3,908	4,062	154	4%
Rural	Residential	Residential - dwelling	540,000	1,040,000	5,152	5,384	232	5%
Rural	Residential	Residential - dwelling	540,000	1,040,000	4,530	4,762	232	5%
Rural	Residential	Residential - dwelling	540,000	1,150,000	5,152	5,599	447	9%
Rural	Residential	Residential - dwelling	540,000	1,150,000	5,152	5,599	447	9%
Rural	Residential	Residential - dwelling	540,000	1,200,000	2,958	3,501	543	18%
Rural	Residential	Residential - dwelling	540,000	1,240,000	5,152	5,774	622	12%
Rural	Residential	Residential - dwelling	540,000	1,310,000	5,152	5,911	759	15%
Rural	Residential	Residential - dwelling	540,000	1,325,000	5,152	5,940	788	15%
Rural	Residential	Residential - dwelling	540,000	1,410,000	5,152	6,106	954	19%
Rural	Residential	Residential - dwelling	540,000	1,430,000	2,508	3,367	858	34%
Rural	Residential	Residential - dwelling	540,000	1,480,000	5,152	6,242	1,090	21%
Rural	Residential	Residential - dwelling	540,000	1,500,000	5,152	6,281	1,129	22%
Rural	Residential	Residential - dwelling	540,000	1,520,000	5,152	6,320	1,168	23%
Rural	Residential	Residential - dwelling	550,000	1,220,000	5,174	5,735	561	11%
Rural	Residential	Residential - dwelling	550,000	1,250,000	5,174	5,794	620	12%
Rural	Residential	Residential - dwelling	550,000	1,370,000	5,174	6,028	854	16%
Rural	Residential	Residential - dwelling	550,000	1,420,000	5,174	6,125	951	18%
Rural	Residential	Residential - dwelling	550,000	1,450,000	5,174	6,184	1,010	20%
Rural	Residential	Residential - dwelling	550,000	1,470,000	5,174	6,223	1,049	20%
Rural	Residential	Residential - dwelling	550,000	1,480,000	5,174	6,242	1,068	21%
Rural	Residential	Residential - dwelling	550,000	1,580,000	5,174	6,437	1,263	24%
Rural	Residential	Residential - dwelling	550,000	1,670,000	5,174	6,613	1,439	28%
Rural	Residential	Residential - dwelling	560,000	960,000	2,817	2,848	31	1%
Rural	Residential	Residential - dwelling	560,000	1,080,000	5,196	5,462	266	5%
Rural	Residential	Residential - dwelling	560,000	1,130,000	5,196	5,560	364	7%
Rural	Residential	Residential - dwelling	560,000	1,240,000	5,196	5,774	578	11%
Rural	Residential	Residential - dwelling	560,000	1,300,000	5,196	5,891	695	13%
Rural	Residential	Residential - dwelling	560,000	1,310,000	5,196	5,911	715	14%
Rural	Residential	Residential - dwelling	560,000	1,390,000	5,196	6,067	871	17%
Rural	Residential	Residential - dwelling	560,000	1,480,000	5,196	6,242	1,046	20%
Rural	Residential	Residential - dwelling	570,000	920,000	2,839	2,770	-69	-2%
Rural	Residential	Residential - dwelling	570,000	1,250,000	2,839	3,414	575	20%







