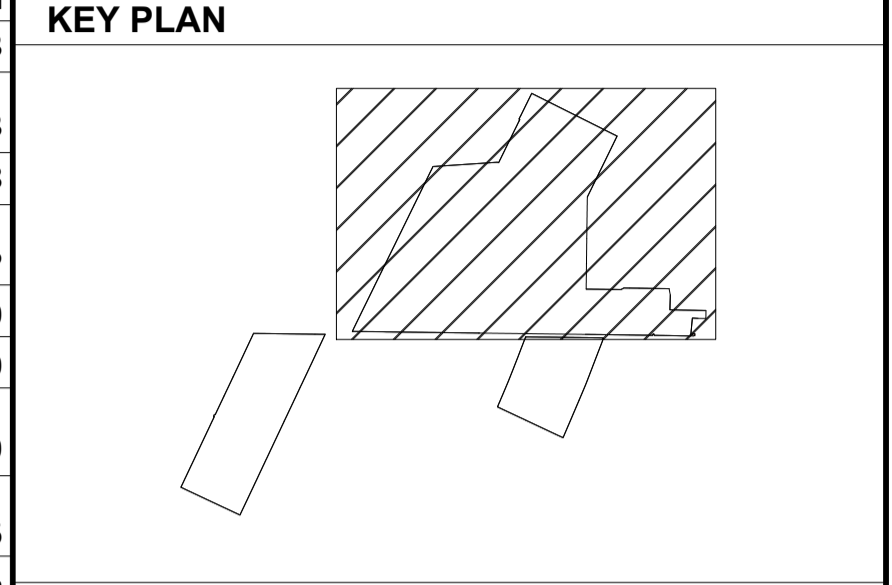
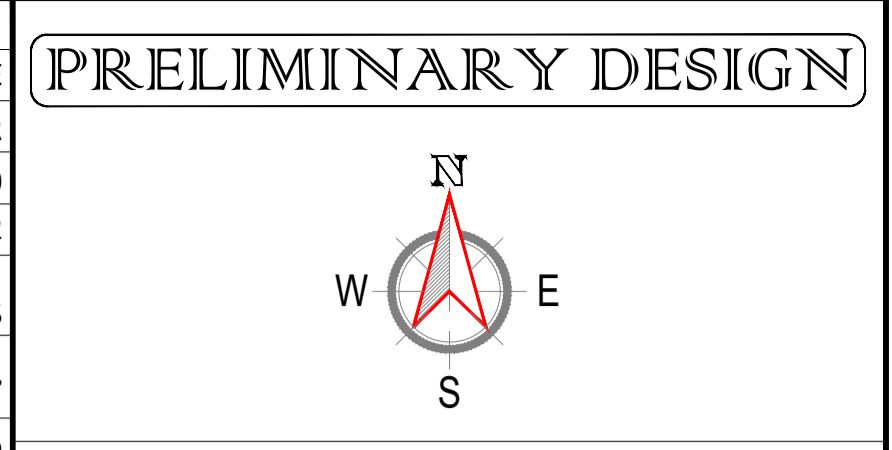




PV SYSTEM DETAILS	
SITE COORDINATES	Lat: -41.12°S, Lon:175.43°E
MODULE TYPE	TRINA TRACKER
MODULE POWER (Wp)	620
MODULE QTY.	287,352
MOUNTING STRUCTURE TYPE	SINGLE AXIS TRACKERS
MOUNTING STR TILT/ AZIMUTH	(+/-)55° / 0°
PITCH	10.50 m
TABLE ARRANGEMENT	2 x 26, 2 x 13
No. OF MODULE PER STRING	26, 13
NOMINAL POWER (kWp)	178,158
INVERTER	SMA SUNNY CENTRAL 4200 UP
INV. Nom. POWER (kWac)	4200
INVERTER QTY.	40
AC CAPACITY (Mwac)	168,000
DC/AC RATIO	1.06
MODULE COVERED AREA (HA)	81.68 ha



LEGEND

- LAND TITLE FENCE
- SECURITY FENCE
- PLANT ROAD
- WATER RACES
- PV MODULE TABLE (620Wp)
(2 x 26 MODULE / TABLE, OPTIMIZED)
- PV MODULE TABLE (620Wp)
(2 x 13 MODULE / TABLE, OPTIMIZED)
- HARD STAND AREA
- TWIN INVERTER STATION
- FENCE GATE
- PROPOSED NATIVE PLANTING
- WATER TANK

REFERENCE DRAWINGS

No.	DRAWING TITLE	DRAWING No.	
E	10-22-2024	ADDITIONAL LAYDOWN AREA AT SITE ACCESS ENTRANCE	
D	10-18-2024	CABLE TRENCH FOR ROAD CROSSING PLAN	
C	10-15-2024	MODULE LAYOUT (PV CASE AREA)	
B	09-23-2024	VEGETATION SCREENING SETBACK AND WATER RACES BOUNDARY SETBACKS	
A	09-18-2024	SITE BOUNDARY SETBACK	
D	09-23-2024	DRAFT	
R	DATE	DESCRIPTION OF REVISION	REMARKS

PROJECT NAME :
GREYTOWN SOLAR FARM

DRAFTING ENGINEER :
REG
RENEWABLE ENGINEERING GROUP

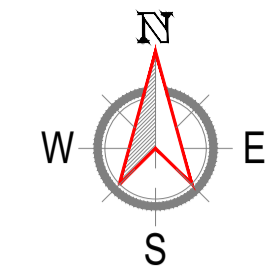
GENERAL CONTRACTOR :

FNSF
Far North Solar Farm
Powering New Zealand's Renewable Future.
A: Level 1, 85 KUMEU ROAD, AUCKLAND E: engineering@fnsf.co.nz

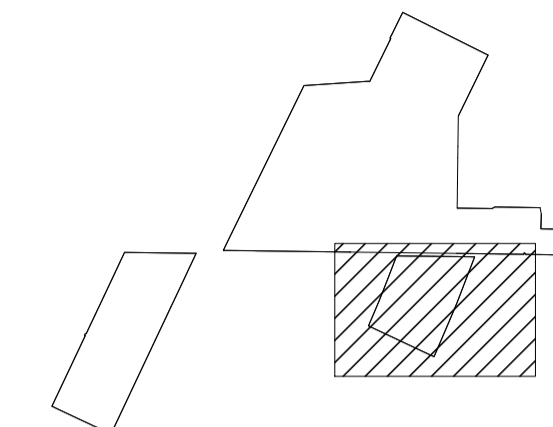
This drawing is property of FNSF/REG and may not be copied (in whole or in part) used for manufacturing or disclosed without prior consent of FNSF/REG.

DESIGNED BY:	JROD	R.J.L.	TITLE :
DRAWN BY:	JROD	R.J.L.	MODULE GENERAL ARRANGEMENT LAYOUT
CHECKED BY:	PAREEK	P.P.	
APPROVED BY:	JOHN T.	J.T.	
DRAWING No:	FNSF_GRT_178.2MWp_141124_DW0_MGAL_1		
SHEET SIZE	SHEET	SCALE	REV
A1	1 OF 3	1:3000	E

PRELIMINARY DESIGN



KEY PLAN



LEGEND

- LAND TITLE FENCE
- SECURITY FENCE
- PLANT ROAD
- WATER RACES
- PV MODULE TABLE (620wp)
(2 x 26 MODULE / TABLE, OPTIMIZED)
- PV MODULE TABLE (620wp)
(2 x 13 MODULE / TABLE, OPTIMIZED)
- HARD STAND AREA
- TWIN INVERTER STATION
- FENCE GATE
- PROPOSED NATIVE PLANTING
- WATER TANK

REFERENCE DRAWINGS

No.	DRAWING TITLE	DRAWING No.	
E	10-22-2024	ADDITIONAL LAYDOWN AREA AT SITE ACCESS ENTRANCE	
D	10-18-2024	CABLE TRENCH FOR ROAD CROSSING PLAN	
C	10-15-2024	MODULE LAYOUT (PV CASE AREA)	
B	09-23-2024	VEGETATION SCREENING SETBACK AND WATER RACES BOUNDARY SETBACKS	
A	09-18-2024	SITE BOUNDARY SETBACK	
D	09-23-2024	DRAFT	
R	DATE	DESCRIPTION OF REVISION	REMARKS

PROJECT NAME :

GREYTOWN SOLAR FARM

DRAFTING ENGINEER :



RENEWABLE ENGINEERING GROUP

GENERAL CONTRACTOR :



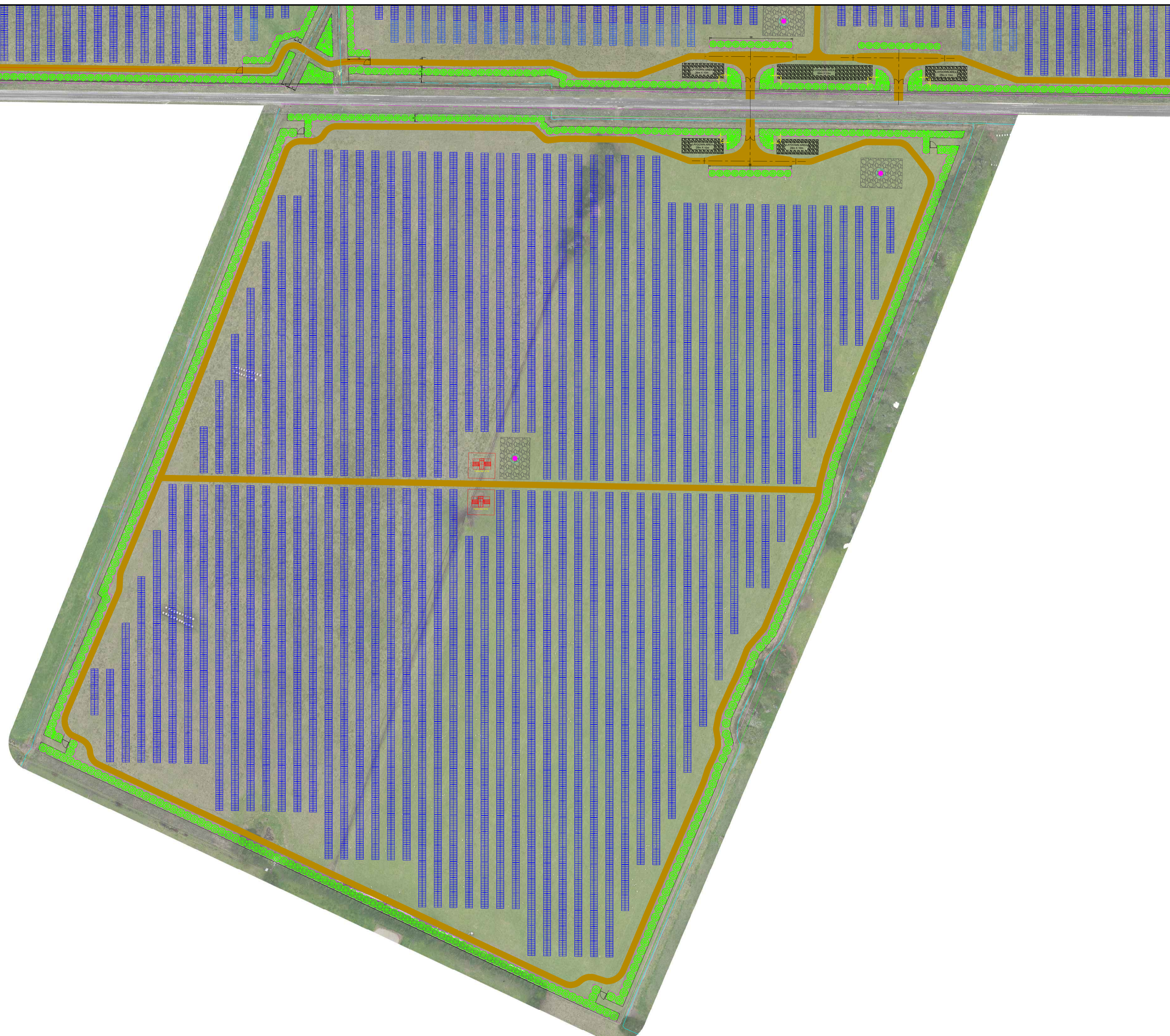
Far North Solar Farm
Powering New Zealand's Renewable Future.
A: Level 1, 85 KUMEU ROAD, AUCKLAND E: engineering@fnsf.co.nz

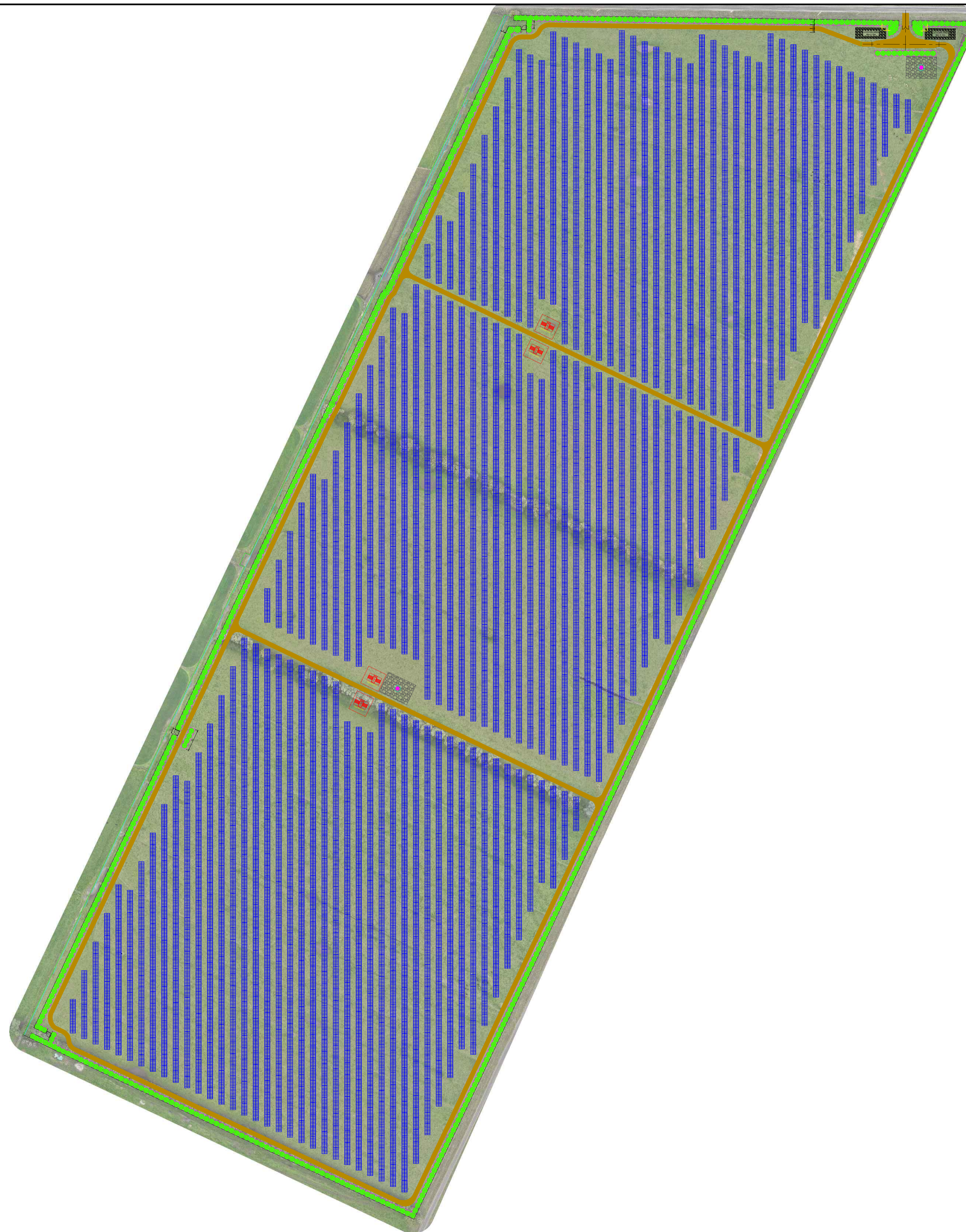
This drawing is property of FNSF/REG and may not be copied (in whole or in part) used for manufacturing or disclosed without prior consent of FNSF/REG.

DESIGNED BY:	JROD	R.J.L.	TITLE:
DRAWN BY:	JROD	R.J.L.	MODULE GENERAL ARRANGEMENT LAYOUT
CHECKED BY:	PAREEK	P.P.	
APPROVED BY:	JOHN T.	J.T.	

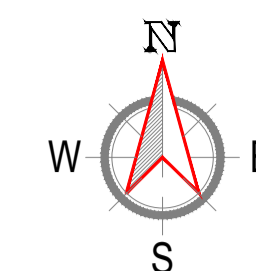
DRAWING No: **FNSF_GRT_178.2MWp_141124_DW0_MGAL_2**

SHEET SIZE	SHEET	SCALE	REV
A1	2 OF 3	1:1250	E

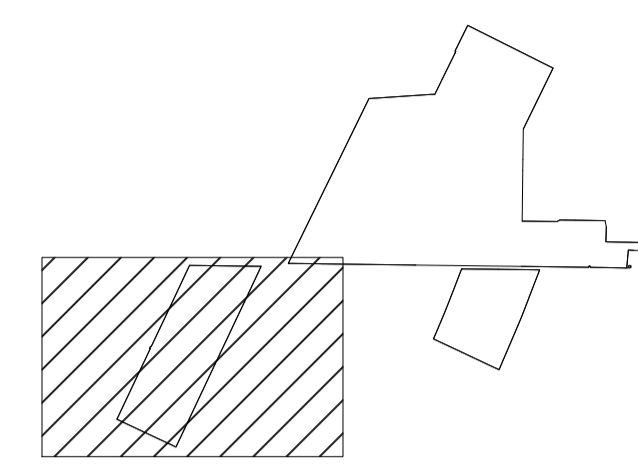




PRELIMINARY DESIGN



KEY PLAN



LEGEND

- LAND TITLE FENCE
- SECURITY FENCE
- PLANT ROAD
- WATER RACES
- PV MODULE TABLE (620wp)
(2 x 26 MODULE / TABLE, OPTIMIZED)
- PV MODULE TABLE (620wp)
(2 x 13 MODULE / TABLE, OPTIMIZED)
- HARD STAND AREA
- TWIN INVERTER STATION
- FENCE GATE
- PROPOSED NATIVE PLANTING
- WATER TANK

REFERENCE DRAWINGS

No.	DRAWING TITLE	DRAWING No.	
E	10-22-2024	ADDITIONAL LAYDOWN AREA AT SITE ACCESS ENTRANCE	
D	10-18-2024	CABLE TRENCH FOR ROAD CROSSING PLAN	
C	10-15-2024	MODULE LAYOUT (PV CASE AREA)	
B	09-23-2024	VEGETATION SCREENING SETBACK AND WATER RACES BOUNDARY SETBACKS	
A	09-18-2024	SITE BOUNDARY SETBACK	
D	09-23-2024	DRAFT	
R	DATE	DESCRIPTION OF REVISION	REMARKS

PROJECT NAME :
GREYTOWN SOLAR FARM

DRAFTING ENGINEER :
REG
RENEWABLE ENGINEERING GROUP

GENERAL CONTRACTOR :



Far North Solar Farm
Powering New Zealand's Renewable Future.
A: Level 1, 85 KUMEU ROAD, AUCKLAND E: engineering@fnsf.co.nz

This drawing is property of FNSF/REG and may not be copied (in whole or in part) used for manufacturing or disclosed without prior consent of FNSF/REG.

DESIGNED BY:	JROD	R.J.L.	TITLE :
DRAWN BY:	JROD	R.J.L.	MODULE GENERAL ARRANGEMENT LAYOUT
CHECKED BY:	PAREEK	P.P.	
APPROVED BY:	JOHN T.	J.T.	

DRAWING No:
FNSF_GRT_178.2MWp_141124_DW0_MGAL_3

SHEET SIZE	SHEET	SCALE	REV
A1	3 OF 3	1:2000	E