MAORI STANDING COMMITTEE

Agenda
13 June 2016

Notice of a meeting of the Maori Standing Committee of the South Wairarapa District Council to be held in the South Wairarapa District Council Chambers, 19 Kitchener Street, Martinborough on Monday 13 June 2016 at 6.30pm.

MEMBERSHIP OF THE COMMITTEE

Michael Roera (chair), Reuben Tipoki, Cr Brian Jephson, Francis McNally-Te Maari, Amiria Te Whaiti, Horipo Rimene, Cr Solitaire Robertson, Johnny Shaw and Terry Te Maari.

PUBLIC BUSINESS

1. WELCOME TO LOCAL GOVERNMENT COMMISSION:

2. APOLOGIES:

3. PUBLIC PARTICIPATION/PRESENTATIONS:

4. ACTIONS FROM PUBLIC PARTICIPATION/PRESENTATION:

5. MAORI STANDING COMMITTEE MINUTES:

5.1 Maori Standing Committee Minutes – 2 May 2016 **Pages 1-3**

6. OPERATIONAL REPORTS – COUNCIL OFFICERS:

6.1 Officers' Report **Pages 4-40**

6.2 Cape Palliser Coastal Trail Signage; Paul Crimp to discuss with members

7. PROPOSED WAKA REPATRIATION:

7.1 Wairarapa waka repatriation; Mayor Staples to discuss with members **Pages 41-43**

8. GENERAL BUSINESS

Maori Standing Committee

Minutes 2 May 2016

Present:	Michael Roera (chair), Johnny Shaw, Terry Te Maari, Horipo Rimene, Reuben Tipoki, Cr Brian Jephson and Cr Solitaire Robertson.
In Attendance:	Mayor Adrienne Staples, Paul Crimp (Chief Executive Officer), Lawrence Stephenson (Assets Manager) and Suzanne Clark (Committee Secretary).
Conduct of Business:	The above attendees gathered in the South Wairarapa District Council Chambers, 19 Kitchener Street, Martinborough. The meeting was conducted in public between 6:30pm and 7:40pm.

PUBLIC BUSINESS

Mr Shaw opened with a karakia.

Mr Roera welcomed Mr Tipoki, Hau Ariki Marae's new representative, to the meeting. Mr Tipoki acknowledged the welcome and introduced himself to the Committee.

1. APOLOGIES

MSC RESOLVED (MSC 2016/12) to receive apologies from Amiria Te Whaiti.

(Moved Rimene/Seconded Shaw) Carried

2. PUBLIC PARTICIPATION/PRESENTATIONS

There was no public participation.

3. MAORI STANDING COMMITTEE MINUTES

3.1 Maori Standing Committee Minutes – 21 March 2016

MSC RESOLVED (MSC 2016/13) that the minutes of 21 March 2016 were a true and correct record.

(Moved Cr Jephson/Seconded Rimene) Carried

3.2 Action items

Members discussed the action items.

4. OPERATIONAL REPORTS – COUNCIL OFFICERS

4.1 Officers' Report

MSC RESOLVED (MSC 2016/14) to receive the information.

(Moved Cr Robertson/Seconded Te Maari) Carried

4.2 Iwi Representatives for Water Race Users Group

Council's Assets Manager discussed the waste water treatment plant consent requirement to create a liaison group, to include iwi representation, and for the group to consult with Council on planned waste water actions. Rangitane already had a large number of committee commitments and Mr Rimene suggested that the Maori Standing Committee may be better placed to recommend a representative for Rangitane endorsement. Members of the Maori Standing Committee were also more familiar with the water ways in the South Wairarapa.

MSC RESOLVED (MSC 2016/15):

1. To receive the information.
2. To recommend to Rangitane that Reuben Tipoki be appointed as the iwi representative for the Greytown and Martinborough Waste Water Treatment Plan (WWTP) Community Liaison Groups and the Longwood/Moroa Water Race Users Group.

(Moved Roera/Seconded Te Maari) Carried

5. RESOURCE CONSENTS

5.1 Resource Consent Applications 160027, 160034, 160035, 160043, 16044

Members discussed the resource consent applications and were not aware of any archaeological sites for the proposed subdivisions.

MSC RESOLVED (MSC 2016/16):

1. To receive the information.
2. That standard consent conditions for applications 160027, 160034, 160035, 160043 and 16044 be applied.

(Moved Roera/Seconded Cr Jephson) Carried

6. CORRESPONDENCE

6.1 Inwards

To Maori Standing Committee from Josh Adams, NZ Petroleum and Minerals, dated 21 March 2016

To Maori Standing Committee from Trevor Hawkins, dated 27 April 2016

MSC RESOLVED (MSC 2016/17) to receive the inwards, including tabled, correspondence.

(Moved Te Maari/Seconded Shaw) Carried

7. GENERAL BUSINESS

Mr Roera invited members to attend a second Local Government Commission meeting on the 3 May 2016 to further discuss Maori representation within local governance.

The Commission were tasked to ascertain from Maori how iwi should be represented within any new governance structure. At a previous meeting there was a strong

interest expressed in forming a partnership with any newly formed Council to equally share control of natural resources such as Lake Wairarapa and the regional forests.

The Wairarapa councils were working with the Commission to find a good governance fit for the Wairarapa and SWDC were lobbying for more local influence for Wairarapa environmental decisions.

Having a Maori seat on Council was discussed as an alternative option by the Committee.

A public forum was planned for the end of May 2016.

Mr Tipoki closed with a karakia.

Confirmed as a true and correct record

……..Chairperson

……..Date

MAORI STANDING COMMITTEE

13 JUNE 2016

AGENDA ITEM 6.1

OFFICERS' REPORT

Purpose of Report

To update the Community Boards and Maori Standing Committee on general activities since the last meeting.

Recommendations

Officers recommend that the Community Board/Committee:

1. Receive the information.

CHIEF EXECUTIVE

1. Executive Summary

The 2016 /17 Annual Plan and Local Government Commission discussions have dominated proceedings since the last report.

The Annual Plan is progressing well with the proposed increase in line with that projected in the 2015/25 LTP, while introducing exciting initiatives to accelerate the Wastewater Strategy.

Local Government Commission work continues apace, with the Commission due to release preliminary finding early June.

It was a privilege to attend the opening of the Greytown Soaring Centre at the hanger complex on our land at Papawai. While it has been said before, having seen the complex in its current state, and met a wider group of members and associates, I am convinced the Soaring Centre and the amenity it provides our district will provide fantastic and wide ranging benefits. The plan to continue to develop this site to become the preeminent training centre in the country, and to an international standard, will result in a true world class facility in our small district. Well done to all!

1. Governance/Leadership/Advocacy

The following table provides the year to date results for KPI's set for the Governance output [note this report updated and is as at 30 June 2015]

GOVERNANCE, LEADERSHIP AND ADVOCACY MEASURING SERVICE DELIVERY PERFORMANCE				
SERVICE LEVEL	KEY PERFORMANCE INDICATORS	2014/15	RESULTS	COMMENTS
Opportunities are provided for the community to have its views heard	Ratepayers and residents feel they can contact a Council member to raise an issue or problem	75%	73% (2010/11 survey 75%)	The customer satisfaction survey was carried out during 2014/15. In addition to the 73% (2011 75%) positive response, 16% (2011 14%) felt they were unable to comment.
	Ratepayers and residents feel that the Mayor and councillors give a fair hearing to their views	75%	62% (2010/11 survey 55%)	The customer satisfaction survey was carried out during 2014/15. In addition to the 62% (2011 55%) positive response, 21% (2011 28%) felt they were unable to comment.
Council determines what activities it should engage in through consultation and regulatory requirements then sets clear direction	Ratepayers and residents are satisfied with Council's decisions and actions	50%	59% (2014 survey 76%)	A Public Booster survey was carried out in 2015 in addition to the 59% 11% felt they were unable to comment. The full customer satisfaction survey was carried out during 2014/15. In addition to the 76% (2011 73%) positive response, 8% (2011 9%) felt they were unable to comment.
	Ratepayers and residents are satisfied with how Council allocates rates/funds to be spent on the services and facilities provided (target peer group age)	78%	64% (2010/11 survey 59 %)	The customer satisfaction survey was carried out during 2014/15. In addition to the 64% (2011 59%) positive response, 14% (2011 9%) felt they were unable to comment.
Community Boards make decisions that consider local issues	Community Board decision - making reports on local issues	90%	Greytown 92% (2014 100%) Featherston 95% (2014: 96%) Martinborough 95% (2014: 95 %)	This measure reports on the percentage of resolutions made that relate solely to local issues.
	% of ratepayers and residents who know how to contact a community board member	65%	65% (2010/11 survey 52%)	The customer satisfaction survey was carried out during 2014/15. In addition to the 64% (2011 59%) positive response, 14% (2011 9%) felt they were unable to comment.
Opportunities are available to raise local issues and understand what will happen as a result	Ratepayers and residents satisfied with the way Council involves the public in the decision it makes	65%	49% (2010/11 survey 50%)	The customer satisfaction survey was carried out during 2014/15. In addition to the 49% (2011 50%) positive response, 26% (2011 25%) indicated they were neither satisfied nor dissatisfied, and 5% (2011 5%) felt they were unable to comment.
Opportunities are available to raise issues relating to Maori through the Maori Standing Committee	The Maori Standing Committee makes recommendations to Council in relation to policy and plan development and resource management applications	100% applicable applications		Maori Standing Committee met on 8 occasions. In total 3 resource consent applications were considered, however due to the timing of the meetings 9 were considered outside normal meetings.

1.1 Maori Standing Committee

Trevor Hawkins, Hau Ariki Marae representative has tendered his resignation. Council endorsed Reuben Tipoki as new the Hau Ariki Marae representative on the 18 May 2016.

1.2 Local Government Commission

As a reminder, the Commission has a number of workstreams in their general review across the region:

- Water (high level review of operations western part of region)
- Transport
- Spatial planning
- Communities of interest
- Wairarapa

We have generally been involved in the Transport and Wairarapa aspects of this work.

The Commission anticipates announcing a "direction of travel" early June.

2. Strategic Planning and Policy Development

2.1 Meetings/Conferences

2.1.1. Chief Executive Forum

One CE forum was held, the main item was an update from Local Government Commission on their work streams for the region. These include Transport; Spatial Planning; Water; Economic Development, and of course the Wairarapa. Greg Campbell provided an update on key initiatives including the Regional Plan, Wairarapa Water Use project, and Public transport

2.1.2. Mayoral Forum

I was not able to attend the Mayoral Forum.

2.2 Local Government Commission

A number of meetings on transport, and the Wairarapa option have been attended. We are currently having a weekly teleconference on the Wairarapa options and analysis.

2.3 Wairarapa Rail Passenger Services

An inaugural meeting was held with Cr Paul Swain and GW Officials, and the three councils Mayors and one elected member each, plus CE's to discuss rail passenger services.

Attached as Appendix 2 is the terms of reference for this group, aimed at ensuring the best is made of the passenger services, particularly in light of the new contract for rail.

Matters covered were on time performance, bikes on trains, maintenance, one off services, and the feasibility of more schedules services.

2.4 Rates Arrears (Incl. GST)

Date	Amount $'000	Number	Days since instalment due	SWDC component $'000 (81%)
1 June 2012	$855	722	10	$692
19 June 2012	$730	632	31	$591
10 September 2012	$947		21	$767
15 February 2013	$820	565	57	$664
17 June 2013	$913	740	27	$739
4 March 2014	$1,033	863	12	$836
14 April 2014	$954	675	53	$773
19 August 2014	$818	592	91	$663
30 September 2014	$1,008	809	37	$816
11 November 2014	$770	627	83	$623
27 January 2015	$672	537	68	$544
2 March 2015	$784	798	10	$635
25 May 2015	$762	803	3	$617
3 July 2015	$624	669	39	$505
18 August 2015	$580	547	59	$470
11 November 2015	$498	572	83	$404
1 February	$521	558	73	$422
30 March	$651	531	27	$527
2 May	$489	428	72	$396

Arrears are further analysed in the table below:

Arrears analysis as at 02/05/2016 72 days since last installment					
		# Properties	Arrears	Outstanding	TOTAL
Featherston	Urban	130	$ 48,629.55	$117,751.59	**$166,381.14**
	Commercial	11	$ 1,202.14	$ 16,037.85	**$ 17,239.99**
Greytown	Urban	59	$ 21,023.97	$ 50,023.60	**$ 71,047.57**
	Commercial	6	$ 817.48	$ 817.48	**$ 1,634.96**
Martinborough	Urban	49	$ 8,450.89	49009.61	**$ 57,460.50**
	Commercial	4	$ -	$ 4,672.50	**$ 4,672.50**
Rural		169	$ 50,896.55	$119,617.59	**$170,514.14**
TOTAL		428	$131,020.58	$357,930.22	**$488,950.80**

A new record low!

The next installment is due 20 May.

3. Corporate

3.1 Occupational Health and Safety

We are well underway toward meeting our health and safety obligations, assisted by Major Consulting.

The health and safety committee has been meeting regularly and producing a string of recommendations for consideration. This group is to be commended for their attitude in tackling their tasks.

A 4wd driver training course will be held shortly, this course will be very beneficial as many of our drivers are required to use the 4wd function in their vehicles and it is important they have the requisite skills.

3.2 Waihinga Centre

Tenders have been called, with the closing date being 5 May. This process will identify the preferred contractor, based on a "schedule of rates" process.

This contractor will work with the architects and suppliers to arrive at a final price, and if acceptable become the lead contractor for this project.

It is anticipated the selection process, including tender evaluation will take a week or so.

3.3 IT Training

We are holding an inhouse course on IT matters, primarily aimed at keeping the viruses and hackers at bay. Sort of like a flu injection but for IT.

This is part of an on-going initiative toward upskilling staff in areas that may not be covered by normal professional development.

3.4 LGOIMA Requests

Date	Topic of Information Request	Request Response
29 March 16	Information relating to the Annual Plan	Provided
11 April 16	Rating Sale Abandoned Land WN544/266, DI 18/150	
13 April 16	Dog incident information	Information supplied
3 May 16	Bonuses to staff in past five years	

4. Appendix

Appendix 1 – Terms of Reference, Wairarapa Passenger Rail Services Working Party

Contact Officer: Paul Crimp, Chief Executive Officer

Appendix 1 – Terms of Reference, Wairarapa Passenger Rail Services Working Party

TERMS OF REFERENCE

WAIRARAPA PASSENGER RAIL SERVICES WORKING PARTY

Purpose
To explore opportunities for improving Wairarapa passenger rail services.

Members
The Working Party shall comprise two elected members appointed from each of the Greater Wellington Regional Council and from Masterton, Carterton, and South Wairarapa District Councils, plus the respective CEOs. Additional members from other organisations may be appointed or co-opted by agreement of the Working Party.

The Working Party shall appoint its own chairperson.

Status
The Working Party is a working party and not a formal joint committee of the Councils. It has no decision making authority other than decisions necessary for its deliberations.

Reporting
The Working Party shall report comments and recommendations to each council as considered appropriate. Some reporting may also be to the combined Wairarapa councils' forum.

Consideration will be given to any implications for Councils' Annual Plans or LTPs.

Meetings
The Working Party shall meet as required. Meetings will be held at the Carterton Events Centre or other agreed venues.

Servicing
Carterton District Council will provide secretarial support for meetings. Other resourcing for the work of the Working Party shall be by agreement.

Terms of Reference
These terms of reference shall be approved by each Council, but may be amended at any time by agreement of the three Councils.

PLANNING AND ENVIRONMENT GROUP

1. Resource Management

1.1 Resource Management Act - District Plan

SERVICE LEVEL – Council has a Combined District Plan that proves certainty of land-use/environmental outcomes at the local and district levels.

RESOURCE MANAGEMENT KEY PERFORMANCE INDICATORS	TARGET 2015/16	YTD RESULT	COMMENT SOURCE, AND ACTIONS TAKEN TO ACHIEVE TARGET
Ratepayers and residents satisfied with the image of the closest town centre shown as "satisfied"	72%	92%	NRB 3 Yearly Survey
The district plan has a monitoring programme that provides information on the achievement of its outcomes (AER's)	Yes	-	Work has begun to change how data is recorded and stored in NCS so as to enable more effective reporting against AER's in WCDP.

In the last report to Council issues which have arisen when processing LIM's were briefly discussed. The case involving the Wairarapa faultline has subsequently led staff to undertake more detailed investigations.

Consequently it has been found that the provisions of the WCDP which are used to identify fault alignments (which then regulate landuse activities on affected sites) need to be reviewed to ensure the information is accurate relative to the most up to date scientific information which Council uses (and has used "unofficially" for some time) when processing LIM's.

While this discrepancy has not affected the accuracy of information disclosed in LIM's, it has raised another problem. Council regulates landuse where the WCDP identifies a faultline exists.

Work carried out to date indicates an update to the WCDP is required. This work has however not been funded / anticipated prior to the recent problems which have led to it being uncovered.

1.2 Resource Management Act - Consents

SERVICE LEVEL – All resource consents will be processed efficiently.

RESOURCE MANAGEMENT KEY PERFORMANCE INDICATORS	TARGET 2015/16	YTD RESULT	COMMENT SOURCE, AND ACTIONS TAKEN TO ACHIEVE TARGET
Consent applications completed within statutory timeframes	100%	96.77%	NCS
s.223* certificates issued within 10 working days	100%	100%	NCS (manually corrected as on-hold times not recognised by NCS)
s.224* certificates issued within 15 working days of receiving all required information (note no statutory requirement)	85%	100%	NCS

Council received 15 applications between the 4th of April and the 4th of May 2016 (average per month 8-9 over last 3 years). Along the high number of other applications already in the system, the pressure of affidavit preparation for the judicial review case and with staff in the planning team

taking annual and sick leave recently, the processing of resource consents has come under severe pressure.

This has impacted in turn on the processing of PIM's and LIM's. The delays in processing PIM's have then impacted on the performance of the building team as they have to complete the PIM process and issue the Building Consent, often on the very last day this can be legally done.

Consequently, we are contracting out a group of resource consents for external processing. By doing this, staff are freed up to deal with the PIM's (and LIM's). Once the "backlog" is dealt with, we expect to be able to maintain services at a more acceptable level of performance.

Officers provide detailed information as part of regular updates, subject to data availability, on all consents direct to Council and Community Board members, so this information is not listed here.

1.3 Reserves Act – Management Plans

SERVICE LEVEL – Council has a reserve management plan programme.

RESOURCE MANAGEMENT KEY PERFORMANCE INDICATORS	TARGET 15/16	YTD RESULT	COMMENT SOURCE, AND ACTIONS TAKEN TO ACHIEVE TARGET
Council maintains and updates reserve management plans as required.	1	0	No action required

1.4 Local Government Act – LIM's

SERVICE LEVEL – Land Information Memoranda: It is easy to purchase information on any property in the District.

RESOURCE MANAGEMENT KEY PERFORMANCE INDICATORS	TARGET 15/16	YTD RESULT	COMMENT SOURCE, AND ACTIONS TAKEN TO ACHIEVE TARGET
My LIM contains all relevant accurate information (no proven complaints)	-	-	No complaints received to date. All information provided to applicants as required by LG Act.
My non-urgent LIM is processed within 10 days	100%	100%	All processed within statutory timeline.

TYPE	YTD 1 JULY 2015 TO 30 APRIL 2016	PREVIOUS YTD 1 JULY 2014 TO 30 APRIL 2015	PERIOD 23 MARCH 2016 TO 30 APRIL 2016	PREVIOUS PERIOD 23 MARCH 2015 TO 30 APRIL 2015
Standard LIMs (Processed within 10 working days)	179	109	33	17
Urgent LIMs (Processed within 5 working days)	54	95	14	19
Totals	**280**	**240**	**47**	**36**

As can be seen in the year to date totals, the number of LIM's processed has increased this year as compared to last year (up 17-18%).

The predicted end of year result is 336.

This represents a major increase in work this year which has impacted across the whole Council, as staff from all work areas are involved in providing technical inputs into each LIM.

Since 2012 the increase in LIM applications is also very significant and is as follows; 2012 (180), 2013 (204), 2014 (237), 2015 (294) and 2016 (Est 336), an overall increase of 86%.

Revenue has increased commensurably (forecast at $80-90,000 for 15/16 year) without any increase in processing costs (staff resources).

This pattern cannot continue indefinitely, especially when increases in other areas (such as alcohol, food and RMA/BA consenting) are taken into account.

2. Public Protection

2.1 Building Act - Consents and Enforcement

SERVICE LEVEL - Council certifies all consented work complies with the building code, ensuring our communities are safe. The Council processes, inspects, and certifies building work in my district.

PUBLIC PROTECTION KEY PERFORMANCE INDICATORS	TARGET 2015/16	YTD RESULT	COMMENT SOURCE, AND ACTIONS TAKEN TO ACHIEVE TARGET
Code Compliance Certificate applications are processed within 20 working days	100%	100 %	NCS – Continued monitoring of processing days.
Building consent applications are processed within 20 working days	100%	99.65 %	NCS – Continued monitoring of processing days. Due to staff shortages processing contractors have been used to maintain service levels.
Council maintains its processes so that it meets BCA accreditation every 2 years	Yes	Yes	Next IANZ review set for January 2016
Earthquake prone buildings reports received	70%	63 %	Currently 143/227 known premises have been addressed. National changes proposed by the Government may result in changes to the numbers of premises affected.

As Council is aware, a successful accreditation review for Council's BCA was completed in late January this year.

Council has now received notice from the Ministry of Business, Innovation and Employment that a review of Council's functions under the Building Act is to take place over 27 June to 29 June this year.

This review by MBIE at this time was unexpected, especially given the very recent IANZ accreditation review.

To now have to cope with the demands generated by this additional review of Council functions seems to staff, to place undue and perhaps unnecessary (especially given the IANZ review results) demands upon staff during a very busy work time.

However, legal notice has been given, so the review will take place.

These reviews focus on Council's functions under the Building Act. These generally include Building Warrants of Fitness (site audits, notices to fix, infringement notices), Fencing of Swimming Pools, Compliance Schedules outside of BC's, and passive fire systems.

These reviews make observations about the adequacy of staff resources relative to the work demand, the systems operated by Council in support of its functions and actual work quality/effectiveness.

During 2016 the Ministry is reviewing 14 Council's nationally and will write and publish, at the end of the year, a report which will summarise its findings and any trends that have been observed so that all TA's can check, adopt or modify their practices as required.

TYPE	NUMBER	VALUE
Commercial (shops, restaurants, rest home – convalescence, restaurant /bar / cafeteria / tavern, motel, commercial building demolition - other commercial buildings)	0	$0.00
Industrial (covered farm yards, building demolition, warehouse and/or storage, factory, processing plant, bottling plant, winery)	5	$151,700.00
Residential (new dwellings, extensions and alterations, demolition of building, swimming and spa pools, sleep-outs, garages, relocations, heaters, solid fuel heaters.	39	$4,116,970.00
Other (public facilities - schools, toilets, halls, swimming pools)	1	$800,000.00
Totals	45	$5,068,670.00

2.2 Dog Control Act – Registration and Enforcement

SERVICE LEVEL – Dogs don't wander freely in the street or cause menace to humans or stock.

PUBLIC PROTECTION KEY PERFORMANCE INDICATORS	TARGET 15/16	YTD RESULT	COMMENT SOURCE, AND ACTIONS TAKEN TO ACHIEVE TARGET
Undertake public education, school and community visits to promote safe behaviour around dogs and/or responsible dog ownership	3 visits	6 visits	Education programme targeting schools is in progress using the Christchurch City Council Dog Smart programme.
Complaints about roaming and nuisance dogs are responded to within 4 hours	100%	100%	3 incidents are not reported on due to the changes in the afterhours, where wandering/nuisance dogs are not responded to and referred to the following working day. K:\resource\Bylaw Officers\Registers\Animal Control Service request register.xls

INCIDENTS REPORTED	
Attack on Pets	0
Attack on Person	1
Attack on Stock	0
Barking and whining	1
Lost Dogs	4
Found Dogs	1
Rushing Aggressive	1
Wandering	29
Welfare	1
Police Assistance	1
Fouling	1
Total	**40**

2.3 Public Places Bylaw 2012 - Stock Control

SERVICE LEVEL – Stock don't wander on roads, farmers are aware of their responsibilities.

PUBLIC PROTECTION KEY PERFORMANCE INDICATORS	TARGET 15/16	YTD RESULT	COMMENT SOURCE, AND ACTIONS TAKEN TO ACHIEVE TARGET
Stock causing a traffic hazard is responded to within 1 hour	100%	100%	K:\resource\Bylaw Officers\Registers\Animal Control Service request register.xls
Council responds to complaints regarding animals within 40 hours	100%	100%	K:\resource\Bylaw Officers\Registers\Animal Control Service request register.xls
Council responds to complaints regarding animals within 48 hours.	100%	100%	K:\resource\Bylaw Officers\Registers\Animal Control Service request register.xls

INCIDENTS REPORTED	TOTAL
Stock	5

2.4 Resource Management Act – afterhours Noise Control

SERVICE LEVEL – The Council will respond when I need some help with noise control.

PUBLIC PROTECTION KEY PERFORMANCE INDICATORS	TARGET 15/16	YTD RESULT	COMMENT SOURCE, AND ACTIONS TAKEN TO ACHIEVE TARGET
% of calls received by Council that have been responded to	100%	93%	K:\resource\Health\Noise Control Complaints\Year Records 2010-2015.xls

The 93% result reflects problems that were experienced early in this reporting year, with the afterhours callout system. Calls were inadvertently diverted to Citycare, rather than going direct to Councils contractor (Amourguard) on our 0800 number. This has been rectified.

After Hours Noise Control Complaints Received	YTD 1 July 15 to 30 April 16	Previous YTD 1 July 14 to 30 April 15	Period 18 March 16 to 30 April 16	Previous Period 18 March 15 to 30 April 15
Total	93	113	13	23

It is pleasing to note that the number of complaints has declined this year by approximately 20%. The reason for this decline is not known.

2.5 Sale and Supply of Alcohol Act - Licensing

SERVICE LEVEL – The supply of liquor is controlled by promoting responsible drinking.

Public Protection Key Performance Indicators	Target 2015/16	YTD Result	Comment Source, and actions taken to achieve Target
Premises are inspected as part of licence renewals or applications for new licences.	100%	100%	All premises inspected at new or renewal application.
Premises that are high or medium risk are inspected annually, while low risk premises are audited no less than once every three years.	100%	100%	All premises inspected at new or renewal application.
Compliance activities are undertaken generally in accord with the Combined Licencing Enforcement Agencies agreement.	100%	100%	

Alcohol Licence Applications Processed	YTD 1 July 2015 to 30 April 2016	Previous YTD 1 July 2014 to 30 April 2015	Period 1 March 2016 to 30 April 2016	Previous Period 1 March 2015 to 30 April 2016
On Licence	25	20	2	2
Off Licence	26	22	6	5
Club Licence	6	2	3	1
Manager's Certificate	104	79	21	16
Special Licence	42	39	7	6
Temporary Authority	5	9	3	4
Total	**208**	**154**	**42**	**34**

Note: Previous YTD and period figures unavailable due to reporting errors with NCS

2.6 Health Act - Safe Food

SERVICE LEVEL – Food services used by the public are safe.

Public Protection Key Performance Indicators	Target 2015/16	YTD Result	Comment Source, and actions taken to achieve Target
Premises have appropriate FMP in place and meet the risk based standards set out in the Plan.	100%	100%	NCS data
Premises are inspected in accord with regulatory requirements.	100%	100%	NCS data

Progress has been made with the installation of the new NCS based processing module for Template Food Control Plans which Council is legally required to process.

The system is due for final configuration and testing in the next few weeks and then training of users will follow.

With the departure of the Team Leader, many aspects of this transition process have slowed. Staff have been required to focus on more immediate tasks such as dealing with applications (for alcohol licences etc) subject to statutory timelines for completion as well as enquiries.

The new Team Leader starts on May 9. Although well qualified to undertake the type of work covered by the Team Leader role, a lack of experience of New Zealand systems/laws and Council's means, that a familiarisation process, will be required to be followed. This will take some months to complete.

2.6.1. Bylaws

4 litter complaints were received. No long grass notices were issued and 21 letters regarding overgrown trees and hedges were issued. 5 abandoned vehicles were reported. 6 general complaints were received.

Contact Officer: Murray Buchanan, Group Manager, Planning and Environment

INFRASTRUCTURE AND SERVICES REPORT

1. Group Manager highlights

The predominate focus at present are the works required in the development of the two wastewater consents and the continuation of the work for the water supply in Woodside. This has been looking at the consent conditions required in the initialisation of the wastewater consents and the best way forward in achieving them. The site meetings and initial consent conditions around the formation of committees and the items such as confirmation of staff etc. are all underway.

There have been numerous transport meetings from looking at the One Network Road Classifications (ONRC) to the future funding of the Cape Palliser Road and to the structure of the Wellington transport modes being work shopped. Luckily the new Roading Manager starting at the end of May, has a good understanding of the region as a local.

Projects are generally in the completion phases with the last footpaths being done at present, rehabilitation contracts being completed and maintenance contracts such as reseals and line marking already completed. The final works for the year will be underway over the next few weeks including the Oxford Street works and the amenities projects which are yet to be completed.

2. Water supply

SERVICE LEVEL – Council provides reliable and safe drinking water supplies. Water provided is safe to drink and there is adequate water for urban firefighting.

2.1 Key Performance Indicators

WATER SUPPLY KEY PERFORMANCE INDICATORS	TARGET 2015/16	COMPLAINTS		INCIDENTS	
		March	YTD	March	YTD
The average consumption of drinking water per day per resident within the territorial authority	<400 Lt	691	741		
Compliance with resource consent conditions/water permit conditions to "mainly complying" or better	95%				
Water supply systems comply with Ministry of Health Bacteriological Drinking Water Standards guidelines 2000*	95%				
Water supply systems comply with Ministry of Health Protozoa Drinking Water Standards guidelines 2000	95%				
The total number of complaints received by the local authority about drinking water taste per 1000 connections	<15	0	0	0	0
The total number of complaints received by the local authority about drinking water odour per 1000 connections	<15	0	0.75 per 1000 connections (3 complaints)	0	3
The total number of complaints received by the local authority about drinking water pressure of flow per 1000 connections	<15	0.25 per1000 connections (1 complaint)	3.6 per 1000 connections (14 complaints)	0	14

WATER SUPPLY KEY PERFORMANCE INDICATORS	TARGET 2015/16	COMPLAINTS		INCIDENTS	
The total number of complaints received by the local authority about continuity of supply per 1000 connections	<15	0.75 per1000 connections (3 complaints)	4 per1000 connections (16 complaints)	3	16
The total number of complaints received by the local authority about drinking water clarity per 1000 connections	<15	0	2 per1000 connections (8 complaint)	0	8
Ratepayers and residents satisfied with level of service for water	75%				
Attendance for urgent call-outs: from the time that the local authority receives notification to the time that service personnel reach the site	< 1 Hr	(4/5) 83%	-	5	36
Resolution of urgent call-outs: from the time that the local authority receives notification to the time that service personnel confirm resolution of the fault or interruption	< 8 Hrs	(5/5) 100%	-	5	36
Attendance for non-urgent call-outs: from the time that the local authority receives notification to the time that service personnel reach the site	< 2 working days	38/38 (100%)	-	38	266
Resolution of non-urgent call-outs: from the time that the local authority receives notification to the time that service personnel confirm	< 5 working days	36/38 (95%)	-	38	266
Fire hydrants tested annually that meet NZ Fire Service Code of Practice	20%	0%	0%		
The % of real water loss from the local authority's networked reticulation system identified by establishing and measuring night flow	<20%				

2.2 Services

2.2.1. Water supply capital improvements Featherston

A water main renewal started on Revans Street, Featherston. The main is failing and has had a number of repairs. Higgins started on site 2 May and is scheduled to finish before June 2016.

With regard to the Alterative Supply Project, Stage 1 contract works which include the bore field and pipeline works as reported earlier are substantially complete.

The programming of the controls occurred last week and testing of the system is scheduled for this week. It is planned to use this source to supply the UF plant, to check the operation of the bores and reduce the maintenance with the improved water supplied. The system will then be subject to a 12 month maintenance period.

Stage 2 Design and Documentation is not yet available but it is expected that this work will be able to be publicly tendered in early June 2016. Completion and commissioning of the new upgrade plant is expected before December 2016.

2.3 Water treatment plants

The Waiohine, Greytown and Martinborough plants operated routinely over the period.

Martinborough Bore 4 has been refurbished in March and is back on-line and operating well. Pump 4 was sent away to assess the condition of it and the supplier has reported that it is not fit to refurbish. A replacement will be assessed when Bore 1 is refurbished later in the year.

2.4 Water reticulation

There were 16 reticulation repairs reported and rectified during the period.

2.5 Water races

Routine monthly inspections and blockage clearing of the water race network has been performed by council contractors, City Care Ltd, to maintain satisfactory flows. There were 7 accounts for blockage clearing or no water flow for the Moroa and Longwood network over the period.

3. Waste water

SERVICE LEVEL – Council provides waste water services that effectively collect and dispose of waste water. Waste water does not create any smells, spill or health issues and causes minimal impact on the natural environment.

3.1 Key Performance Indicators

WASTE WATER KEY PERFORMANCE INDICATORS	TARGET 2015/16	COMPLAINTS		INCIDENTS	
		March	YTD	March	YTD
Number of blockages per 1000 connections	<10	3 complaint	34 complaints	0.7 per 1000 connections (3 blockage)	8.5 per 1000 connections
Ratepayers and residents satisfaction with waste water services	70%	Annual survey	Annual survey	Annual survey	Annual survey
Number of dry weather sewerage overflows per 1000 connections	<10	-	-	0 per 1000 connections (0 overflow)	1.5 per 1000 connections (6 overflows)
Attendance time: from notification to arrival on site	< 1 Hr	-	-	5/5 (100%)	29
Resolution time: from notification to resolution of fault	< 4 Hrs	-	-	5/5 (100%)	39
% of resource consent conditions complied with to mainly complying or better*	90%				
No. of abatement notices	<2				
No. of infringement notices	0				
No. of enforcement notices	0				
No. of convictions	0				
No. of complaints per 1000 connections received about sewage odour	< 15	0	1 per 1000 connections (4 complaints)	0	4
No. of complaints per 1000 connections received about sewage systems faults	< 15	0.5 per 1000 connections (2 complaint)	2 per 1000 connections (8 complaints)	1	6
No. of complaints per 1000 connections received about sewage system blockages	< 15	0.7 per 1000 connections (3 complaint)	34 8.25 per 1000 connections	3	34

WASTE WATER KEY PERFORMANCE INDICATORS	TARGET 2015/16	COMPLAINTS		INCIDENTS	
		March	YTD	March	YTD
No. of complaints per 1000 connections received about the response to issues with sewage	< 15	0	0.2 per 1000 connections (1 complaint)	0	1
Proportion of urgent waste water service requests responded to within 6 hours of notification	95%	5/5 100%	-	5/5 (100%)	39

3.2 Waste water treatment plants

3.2.1. Capital and consents

The preliminary design inputs for the improvement works at the Greytown and Martinborough sites are underway. The objective is to deliver the initial stages of the land treatment infrastructure for each site by next summer at the earliest. These works will be delivered ahead of the resource consent time frame.

The Featherston wastewater discharge consent is due to be lodged on 4 June 2016.

3.2.2. Operational

Lake Ferry, Greytown and Martinborough plants operated routinely during the period with no reported issues. Featherston wastewater treatment plant stopped discharging for a lengthy period of 3 weeks due to the low flows. It started discharging at the beginning of May.

The trade waste discharger identified in July is working with Officers now to reduce the contamination in their waste. They have proposed a 3 phase separator to remove solids and oil. The discharge load will be monitored and assessed when the plant starts operating at the end of May.

3.2.3. Waste water reticulation

There were 2 pipeline blockages reported during the period.

4. Storm water drainage

SERVICE LEVEL – Stormwater drains are well operated and maintained by the Council.

4.1 Key Performance Indicators

STORM WATER DRAINAGE KEY PERFORMANCE INDICATORS	TARGET 2015/16	COMPLAINTS		INCIDENTS	
		MONTH	YTD	MONTH	YTD
% of ratepayers and residents satisfied with stormwater drains	54%	Annual survey	Annual survey	Annual survey	Annual survey
% of urgent (any blockage causing extensive flooding of buildings or other serious flooding) requests for service responded to within 5 hours	95%	0	0	0	0

STORM WATER DRAINAGE KEY PERFORMANCE INDICATORS	TARGET 2015/16	COMPLAINTS		INCIDENTS	
No. of flooding events	0	0	0	0	0
No. of habitable floors affected per flooding event per 1000 properties connected	0	0	0	0	0
No. of abatements notices	0				
No. of infringement notices	0				
No. of enforcement notices	0				
No. of convictions	0				
Median Response time to flooding events (Notification to personnel reaching site in hrs)	3	-	-	0	0
No. of complaints about stormwater per 1000 properties connected	0	0	0	0	0

There has been very little rain over the period so all systems operated routinely and within available capacity during the period.

5. Solid waste management

SERVICE LEVEL – Recycling stations are accessible and maintained. Refuse and recycling collection services are provided and waste minimisation actively promoted.

5.1 Key Performance Indicators

SOLID WASTE MANAGEMENT KEY PERFORMANCE INDICATORS	TARGET 2015/16	COMPLAINTS		INCIDENTS	
		MONTH	YTD	MONTH	YTD
Number of communities with recycling centres	6				
Volume of waste disposed out of district	Decreasing by 2.5%	Decreased by 17% for December	-	-	-
% of ratepayers and residents satisfied with the level of service	80%	Annual survey	Annual survey	Annual survey	Annual survey

5.2 Waste management

Routine services have been delivered successfully over the period.

There was a fire in the Featherston Transfer Station in the green waste on 23 April, which was extinguished by the fire service. This has caused some damage to the fence, which will have to be repaired. The transfer station opened as usual the next day.

6. Land transport

SERVICE LEVEL – Roads are maintained to ensure they are safe and comfortable to travel on. Footpaths can be safely used to get around town.

6.1 Key Performance Indicators

LAND TRANSPORT KEY PERFORMANCE INDICATORS	TARGET 2015/16	COMPLAINTS		INCIDENTS	
		MARCH	YTD	MARCH	YTD
Using the RAMM measurement system, average smooth travel exposure on urban roads to be 85% and rural roads 95% with maximum variation of 5%	95%				
Ratepayers and residents fairly/very satisfied with the roads	78				
5% of sealed roads are resealed each year subject to availability of NZTA subsidy	100%				
The pavement condition index as measured by the NZTA pavement integrity index	95%				
The number of crashes causing injuries is reduced	Group and control average				
The number of fatalities and serious injury crashes on the local road network	<7				
Ratepayers and residents are satisfied with footpaths in the district	68%				
Availability of footpaths on at least one side of the road down the whole street	87%				
Footpath Condition rating 95% compliant with SWDC AMP Standard	95%				
The % of customer service requests relating to roads and footpaths responded to within 48 hours	95%	21/24 (88%)	173/188 (92%)	24	188
Meet annual plan footpath targets	Yes				

6.2 Roading maintenance – Fulton Hogan

In conjunction with mowing, spraying of noxious weeds has been done on rural roads. Ngawi village culverts and drainage have been done.

Resealing programme looks good against budget. A formal programme for

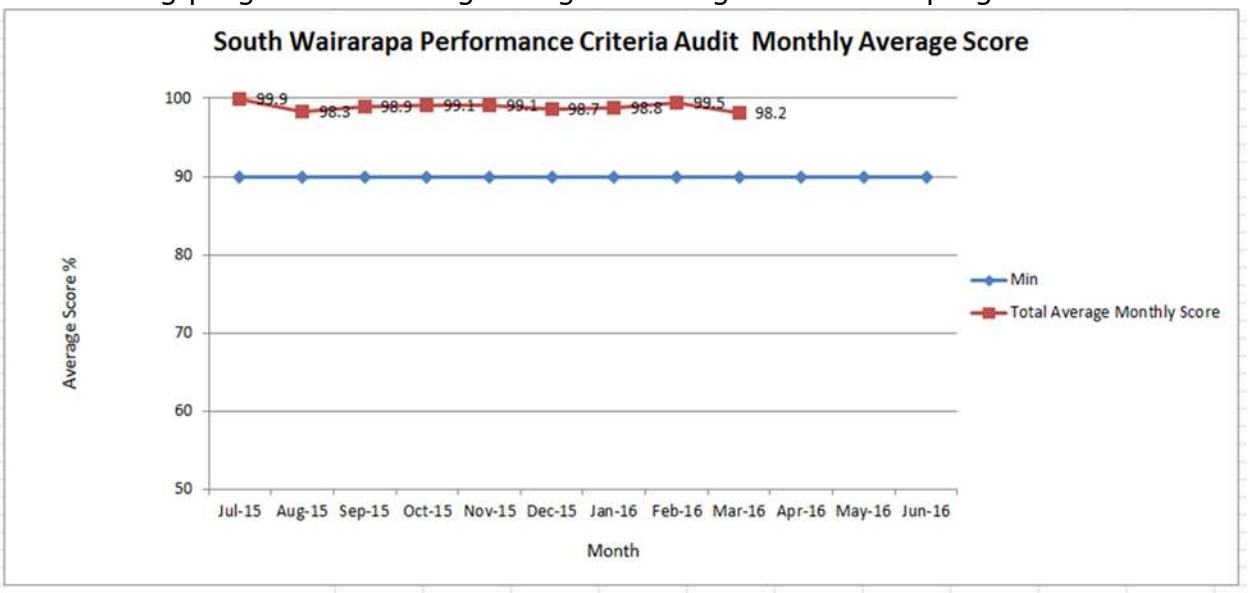

next year is being arranged.

6.3 Other contracts

The Sealed Road Rehabilitation Contract for 0.688 km of Lake Ferry Road and 0.447km of Bidwills Cutting Road has been awarded to Higgins Contractors Ltd and commencement is expected in early May.

Whatarangi Cliff dropout reinstatement on Cape Palliser Road has been awarded to Fulton Hogan Ltd, and commencement was in early April with works now underway.

Oxford Street lime footpath, kerb and channel and carriageway widening adjacent to the Martinborough Tennis Club has been awarded to Pope and Gray Contractors Ltd and commencement is expected to begin in early May.

7. Amenities

SERVICE LEVEL – Parks and reserves enhance the quality of life in our communities. Our playgrounds are safe and enjoyed by the community. Clean safe public swimming pools can be accessed in the District. Provision of some low cost housing for the elderly (or in line with Council policy) in each town. Well maintained hall facilities that are available for the public to book. Public toilets are convenient, clean and safe. There is a wide range of library stock including up to date material.

7.1 Key Performance Indicators

AMENITIES KEY PERFORMANCE INDICATORS	TARGET 2015/16	COMPLAINTS		INCIDENTS	
		MONTH	YTD	MONTH	YTD
Users satisfied with parks and reserves	90%				
Ratepayers and residents are satisfied with Council playgrounds	80%				
Council playground equipment that meets national standards	100%				
Council pools comply with NZ swimming pool water testing standards	100%				
Ratepayers and residents satisfaction with Council swimming pools	65%				
Occupancy of pensioner housing	99.8%				
Ratepayers and residents satisfied with town halls	74%				
Cycle strategy	Developed				
Ratepayers and residents satisfied with public toilet facilities	90%				
Taking programmes out into the community and providing a wide variety of programmes in the library	>3 per library				
% of ratepayers and residents satisfied with libraries	90%				

7.2 Parks and Reserves

7.2.1. Featherston

Work on the Town Square is over 20% completed. The west end pergola columns and supports were fabricated off-site and have now been installed.

The stone wall beside the Cross Creek Railway engine shed has been completed, and work on the central stone wall is well underway.

Work planned for the first half of May is continuing progress on the stone walls, paving of the western boardwalk slab, and the construction of the pergola rafters. The contractor notes that there has been considerable

interest in the stone walls and generally positive feedback from passers-by now that they can see the shape of the features beginning to appear.

The rugby and soccer pitches have been marked out at Card Reserve and winter sport is underway. The rugby season started with the ground very hard and dry, so the field was irrigated using water stored in the main swimming pool, with the help of the fire brigade.

7.2.2. Greytown

The trees around the playing fields at Soldiers' Memorial Park have been trimmed and lower branches removed – this is to prevent damage from the lawn mowing tractor, and also makes it easier for players now that the soccer season has started. Farley's Oak has had its 2016 annual inspection and was found to be continuing to improve in health. No change to the current management regime for the tree is proposed.

7.2.3. Martinborough

A large quantity of tree chip mulch has been spread over the garden beds at Considine Park, and plants for winter planting have been ordered. The trees have been trimmed at Coronation Park for winter sport.

7.2.4. Coastal reserves

The approximate costs for cleaning, servicing and emptying public toilets on the coastal and river reserves over summer 2015/16 was $22,000. Of this, $15,000 was for the toilets and Portaloos at Ngawi township. The chart below shows the growth in operating costs for managing the toilets at the reserves for the last three years. (Capital costs for the provision of new toilets are excluded.) The bulk of the costs for Ngawi in summer 2015/16 were for the provision of Portaloos (10 at the peak period) and emptying of these. These costs should decrease considerably once the new toilets are up and running at Ngawi, and the problems with the fire station septic tank are resolved.

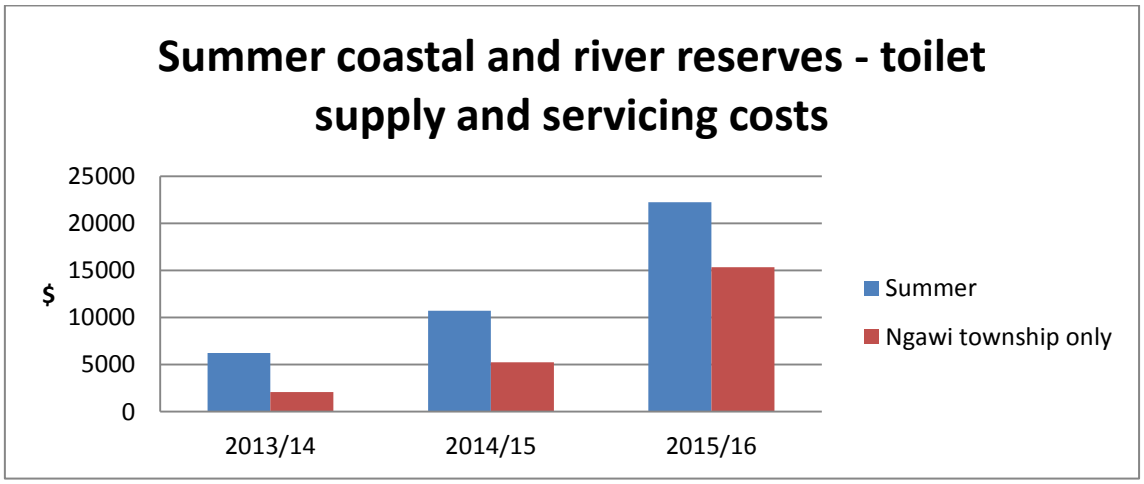

7.3 Playgrounds

7.3.1. Featherston

The shrubs and bushes in the garden bed beside the west wall of the RSA building have all been removed and fresh mulch put in place. This area will be developed into a natural play area, with boulders, stepping stones and suitable plantings. This work is being done with the City Care contract, and donated materials are being sourced.

7.4 Properties

Additional sockets for temporary flagpoles have been installed in each town – in Featherston at the library, in Greytown at the old library, and in Martinborough outside the SWDC office. These were first used to display the current and proposed alternative flags for the flag referendum. When not in use, the flagpoles are stored by City Care, and the sockets are capped. The additional flagpole locations enable SWDC to fly suitable flags for festive occasions and overseas visitors, although some advance warning is required for unusual flags.

7.4.1. Featherston

The repainting of the library and information centre has been completed, along with a number of minor building repairs. The replacement of the sports stadium roof is expected to get under way in the second week of May, weather permitting. The big roller door in the stadium has been repaired and serviced and is now working properly. Pricing has been received for the stormwater drainage work at Anzac hall, and a contractor will be appointed shortly. The 1962 hot water cylinder in the Anzac hall kitchen has finally expired; we are looking to replace it with an on-demand hot water system rather than another cylinder.

7.4.2. Greytown

A section of guttering is to be replaced on the Greytown Town Centre roof, and leaf protection will be installed throughout all the gutters. An audit of security access cards for the building indicates that rather too many are unaccounted for – a date will be set to cancel all existing cards and reissue new cards.

Marketing is under way for the sale of the Old Stella Bull park land on Pierce Street, with tenders closing on 24 May. Some tidying up work is being done on the various land titles making up the block, including a subdivision to separate the land for the dog park and wheels park.

7.4.3. Martinborough

Marketing for the sale of the old county yard on Kitchener Street continues, with good interest being shown from prospective purchasers. This property will be auctioned on site on 21 May. There is interest both from people looking at individual titles and the block as a whole.

7.5 Community Housing

There have been a number of enquiries from people who are on the waiting list asking 'how long' before a flat becomes available. There are no flats available at present. A number of application forms have been requested

and sent out but have not been returned. Three applications have been added to the waiting list and one person has dropped off.

As of April 2016 the waiting list for: Martinborough (five applicants), Greytown (two applicants) and Featherston (10 applicants). Two applicants are happy to take the first available flat in any of the three towns.

We are currently working on housing a mobility scooter in one of the outside sheds (lockable) at Cicely Martin flat. A small ramp is being built to allow easy access for the scooter and arrangements have been made to install power (the shed next to it has power but is not suitable for the scooter to be stored).

The guttering at Burling flats has been cleaned out before the bad weather sets in.

Tenants in the Community Housing have been contacted either by phone or personally visited to discuss the SWDC Annual Plan consultation document, and a number have already made submissions.

Six-monthly flat inspections have been scheduled for Thursday, 12 and Friday 13 May 2016.

7.6 Cemeteries

Cemetery capacity calculations have been revised, and assuming no change to the current death and interment rates, both Greytown and Martinborough cemeteries have considerable spare capacity for the foreseeable future. It is unlikely that the Featherston cemetery extension will be required for the next 12 years; however the development programme allows for burials from Year 7, 2022/23.

Ashes interments/burials April 2016

	Greytown	Featherston	Martinborough
Burial	1		1
Ashes inground			
Ashes wall	2	1	

7.7 Swimming pools

We have held the water in all the swimming pools as a fire fighting reserve for each town. Once river levels come back up for winter, those pools which need to be drained for maintenance work will be drained.

7.7.1. Swimmer numbers for all pools March (two weeks only)

	Greytown	Featherston	Martinborough
March swimmer numbers	470	238	403
Concessions as % age of total swimmers	39%	32%	26%
Peak day – number of swimmers	05/03/2016: 151	06/03/16 : 92	05/03/16 : 150
Number of unattended days (no swimmers)	2	1	2

	FEATHERSTON					GREYTOWN					MARTINBOROUGH				
	Dec-15	Jan-16	Feb-16	Mar-16	TOTAL	Dec-15	Jan-16	Feb-16	Mar-16	TOTAL	Dec-15	Jan-16	Feb-16	Mar-16	TOTAL
Child	269	367	430	96	**1162**	740	1174	774	134	**2822**	506	782	546	198	**2032**
Student	23	53	15	3	**94**	162	231	114	28	**535**	84	98	52	12	**246**
Adult	72	141	211	62	**486**	343	826	457	125	**1751**	250	521	372	110	**1253**
Adult Non-Swimmer	49	49	77	20	**195**	172	214	129	27	**542**	230	207	213	18	**668**
Holiday Park Tickets	0	0	0	0	**0**	0	0	0	0	**0**	77	141	76	22	**316**
Child Concession Visit	180	237	386	66	**869**	324	695	570	143	**1732**	734	746	644	72	**2196**
Student Concession Visit	15	2	22	11	**50**	71	98	32	3	**204**	2	1	18	1	**22**
Adult Concession Visit	5	15	21	0	**41**	135	292	267	37	**731**	75	155	175	10	**415**
GRAND TOTAL	**613**	**864**	**1162**	**258**	**2897**	**1947**	**3530**	**2343**	**497**	**8317**	**1958**	**2651**	**2096**	**443**	**7148**

7.7.2. Swimmer numbers for 2015/16 season

The total number of entrants to the pools during public hours 2015/16 was 18,362, including 1405 non-swimming adults supervising small children. Concession averaged 46% of all ticket sales – 33% at Featherston, 32% at Greytown and 41% at Martinborough.

All three pools were used in the mornings during January and February by local primary schools, and Featherston and Greytown pools were used throughout the season in the evenings by the swimming clubs.

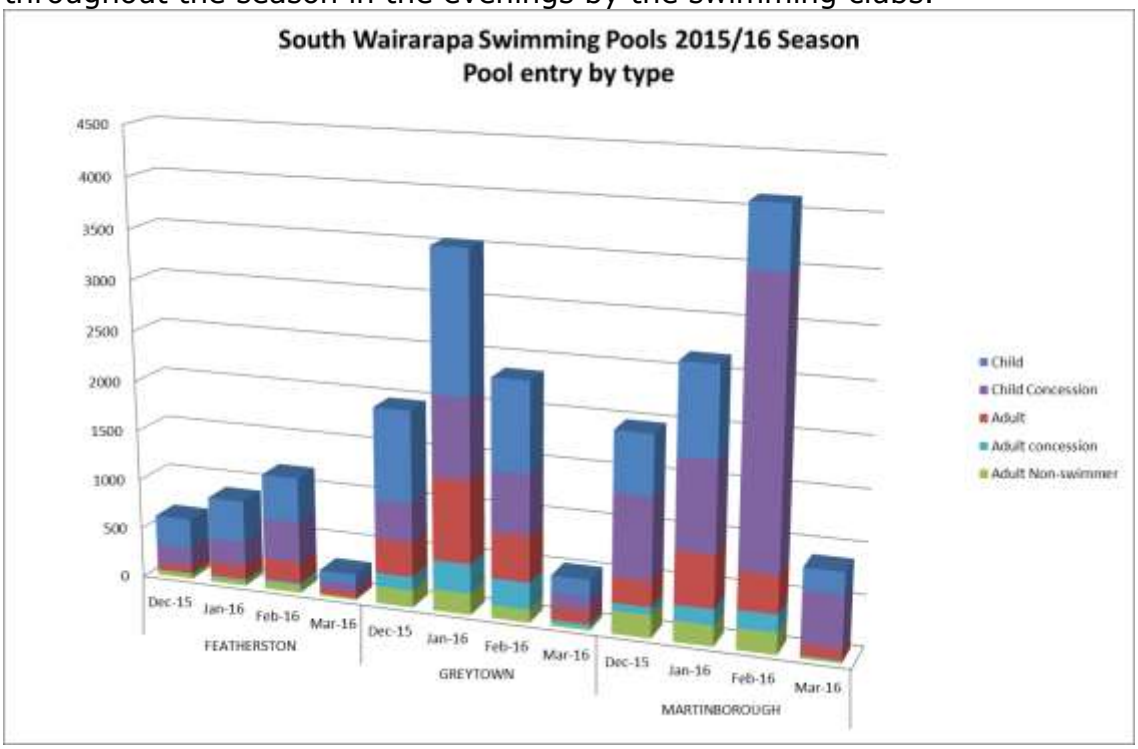

7.8 Events

7.8.1. Featherston

Farewell Zealandia – Forgotten Kiwi Songs from WWI – ANZAC Hall, 5 March to 25 April 2016

Completed events: Farewell Zealandia – Forgotten Kiwi Songs from WWI – ANZAC Hall – 5 March to 25 April 2016

School holiday programme, Card Reserve, 26-29 April 2016

Future events: Featherston Booktown 2016 (20-22 May 2016)



7.8.2. Greytown

Completed events: April Greytown Country Market at Stella Bull Park

Future events: October Greytown Country Market at Stella Bull Park

8. Civil defence and emergency management

SERVICE LEVEL – People are prepared for a civil defence emergency.

8.1 Key Performance Indicators

CIVIL DEFENCE AND EMERGENCY MANAGEMENT KEY PERFORMANCE INDICATORS	TARGET 2015/16	COMPLAINTS		INCIDENTS	
		MONTH	YTD	MONTH	YTD
Ratepayers and residents prepared for an emergency	75%				
Regional Civil Defence Emergency Annual Plan achieved.	Yes				

8.2 Wellington Regional Emergency Management Office (WREMO)

8.2.1. Update

WREMO has been busy with the following initiatives for South Wairarapa:

- The first of a series of three workshops was held for the Community Response Plan (CRP) in Martinborough on 20 April. The next workshops are scheduled on Thursday 5 May and Thursday 19 May. This will then enable the CRP to be completed for the community.
- Papawai and Hau Ariki Marae's have both been assessed to find out the capabilities they offer their respective communities in the event of an emergency. The facilities at both Marae's were found to be valuable assets for emergency purposes. Current WREMO staff have now built up a substantial portfolio of the capability of most large facilities in the South Wairarapa district.
- The Civil Defence Centre at Anzac Hall in Featherston has had the radio antenna replaced on the roof.
- The Civil Defence Centre at Greytown Town Centre has had the radio tested, and a battery and battery charger replaced.
- An Aged Care symposium was held in Masterton for all owners and managers of aged care facilities on 5 April. This session was designed to help organisations put emergency plans in place for staff to care for their residents during an emergency. Staff from some South Wairarapa rest homes attended.

Future initiatives planned for South Wairarapa:

- A school workshop will be held at the Greytown Town Centre on
- 17 May. This is designed to educate Wairarapa educators and help them with emergency preparedness at school, as well as teachers educating students to be prepared. This will enable students to take the knowledge home and educate their families to be prepared at home.
- A business symposium is scheduled at the Copthorne Hotel and Resort at Solway in Masterton on 14 June. This is for small to medium businesses based in the Wairarapa. It will give them the tools to allow them to carry out business continuity planning which will make them more resilient after major emergencies.

9. Appendices

Appendix 1 Monthly water usage

Appendix 2 Waste exported to Bonny Glen

Appendix 3 Library statistics

Contact Officer: Mark Allingham, Group Manager Infrastructure and Services
Reviewed by: Paul Crimp, Chief Executive Officer

Appendix 1 - Monthly water usage

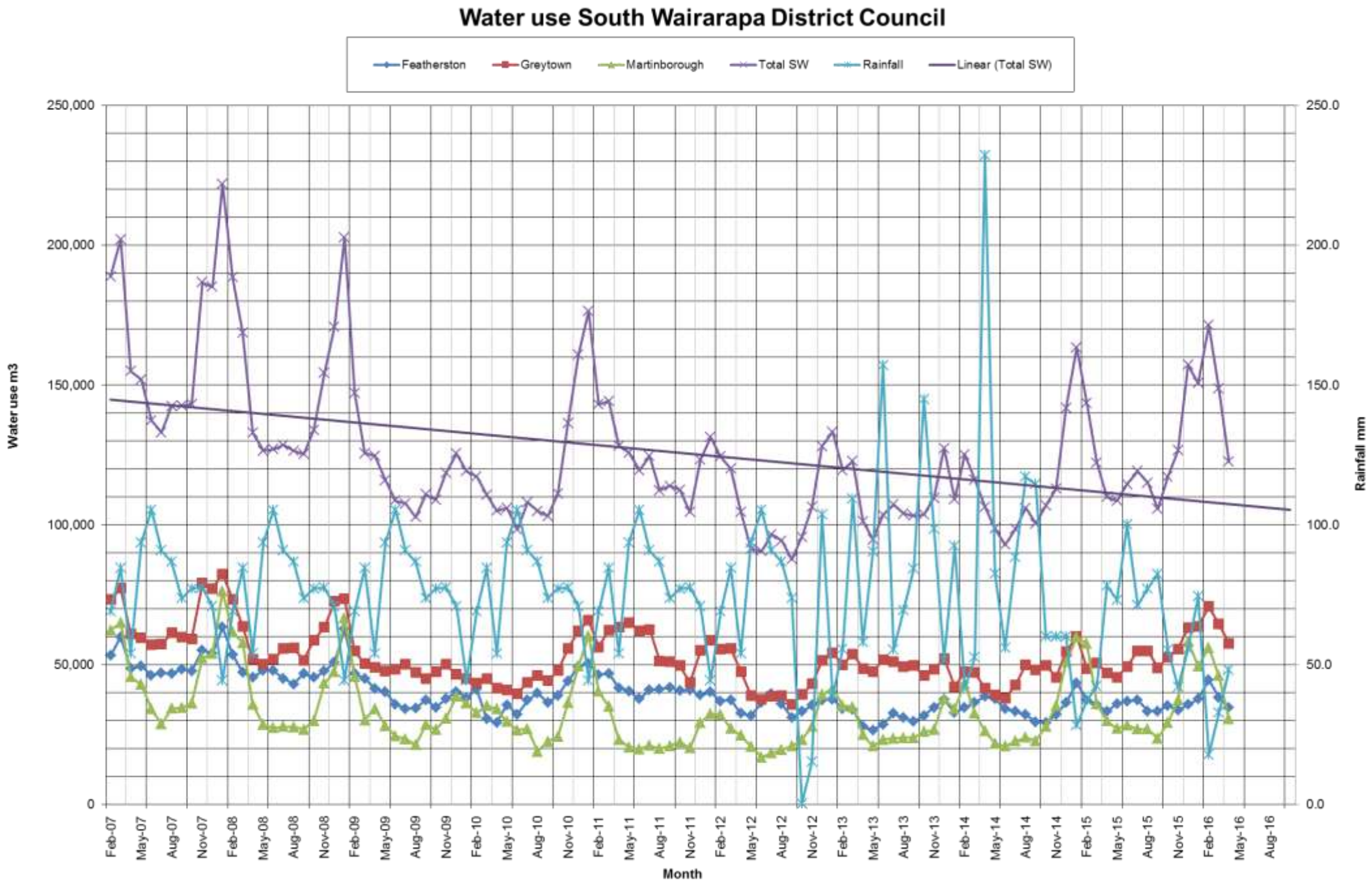
Water use South Wairarapa District Council
Featherston
Greytown
Martinborough
Total SW
Rainfall
Linear (Total SW)
Water use m3
Rainfall mm
Month
250,000
200,000
150,000
100,000
50,000
0
250.0
200.0
150.0
100.0
50.0
0.0
Feb-07
May-07
Aug-07
Nov-07
Feb-08
May-08
Aug-08
Nov-08
Feb-09
May-09
Aug-09
Nov-09
Feb-10
May-10
Aug-10
Nov-10
Feb-11
May-11
Aug-11
Nov-11
Feb-12
May-12
Aug-12
Nov-12
Feb-13
May-13
Aug-13
Nov-13
Feb-14
May-14
Aug-14
Nov-14
Feb-15
May-15
Aug-15
Nov-15
Feb-16
May-16
Aug-16

Appendix 2 -Waste exported to Bonny Glen

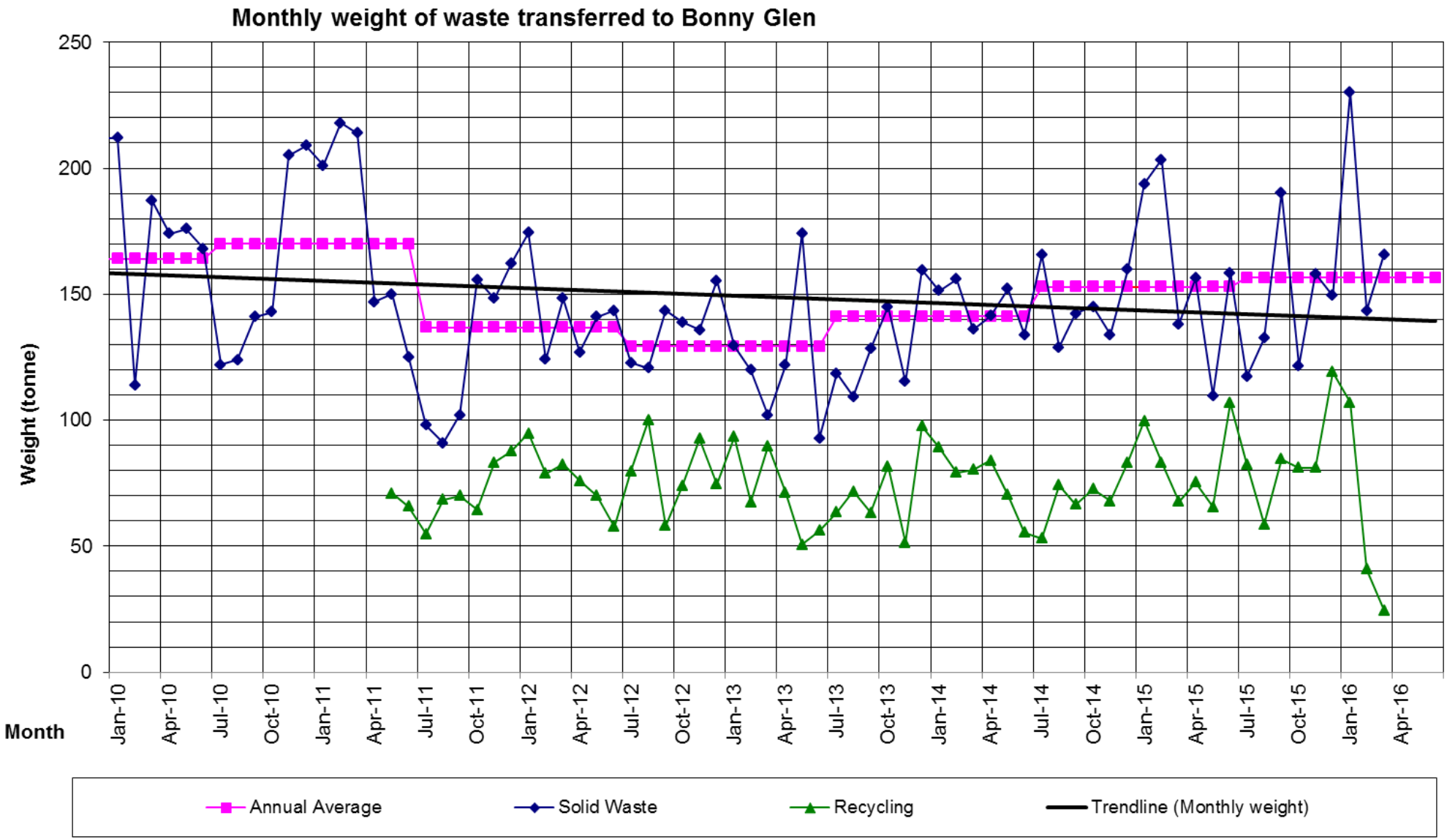
Monthly weight of waste transferred to Bonny Glen
Weight (tonne)
250
200
150
100
50
0
Month
Jan-10
Apr-10
Jul-10
Oct-10
Jan-11
Apr-11
Jul-11
Oct-11
Jan-12
Apr-12
Jul-12
Oct-12
Jan-13
Apr-13
Jul-13
Oct-13
Jan-14
Apr-14
Jul-14
Oct-14
Jan-15
Apr-15
Jul-15
Oct-15
Jan-16
Apr-16
Annual Average
Solid Waste
Recycling
Trendline (Monthly weight)

Appendix 3 – Library statistics

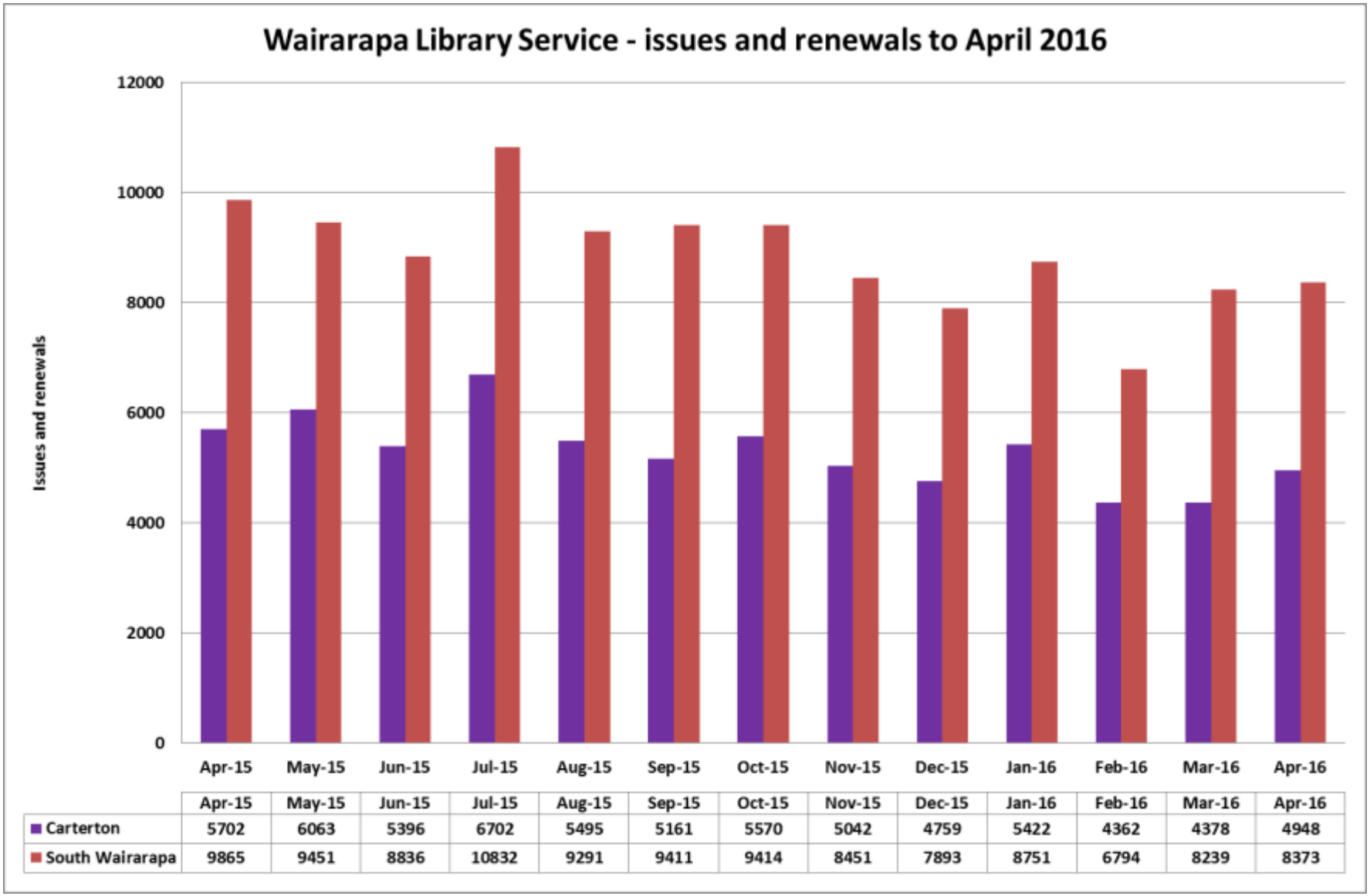

	Apr-15	May-15	Jun-15	Jul-15	Aug-15	Sep-15	Oct-15	Nov-15	Dec-15	Jan-16	Feb-16	Mar-16	Apr-16
Carterton	5702	6063	5396	6702	5495	5161	5570	5042	4759	5422	4362	4378	4948
South Wairarapa	9865	9451	8836	10832	9291	9411	9414	8451	7893	8751	6794	8239	8373

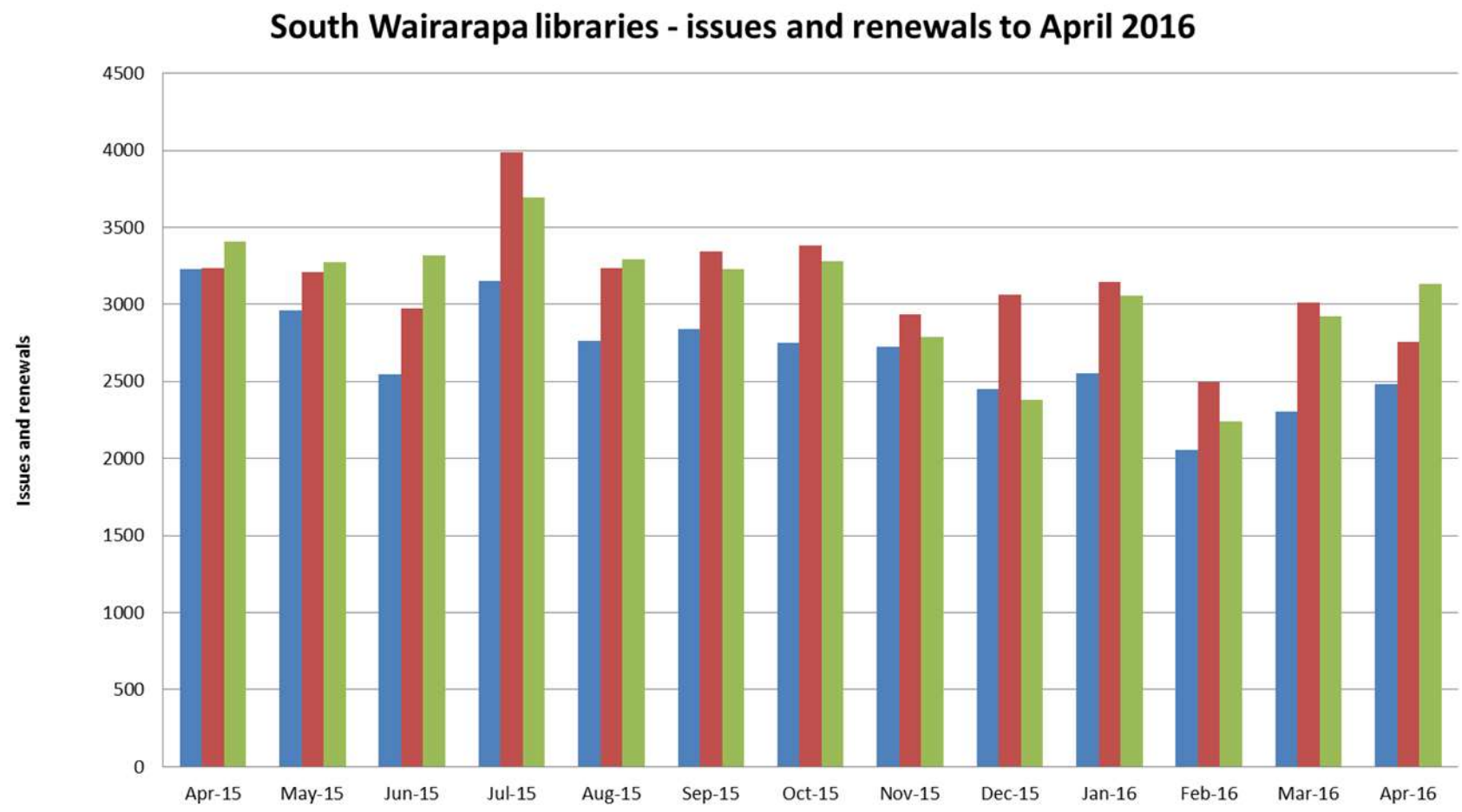

	Apr-15	May-15	Jun-15	Jul-15	Aug-15	Sep-15	Oct-15	Nov-15	Dec-15	Jan-16	Feb-16	Mar-16	Apr-16
Featherston	3227	2963	2548	3152	2763	2838	2748	2728	2450	2550	2057	2304	2482
Greytown	3233	3212	2971	3985	3235	3343	3383	2936	3062	3143	2495	3010	2757
Martinborough	3405	3276	3317	3695	3293	3230	3283	2787	2381	3058	2242	2925	3134

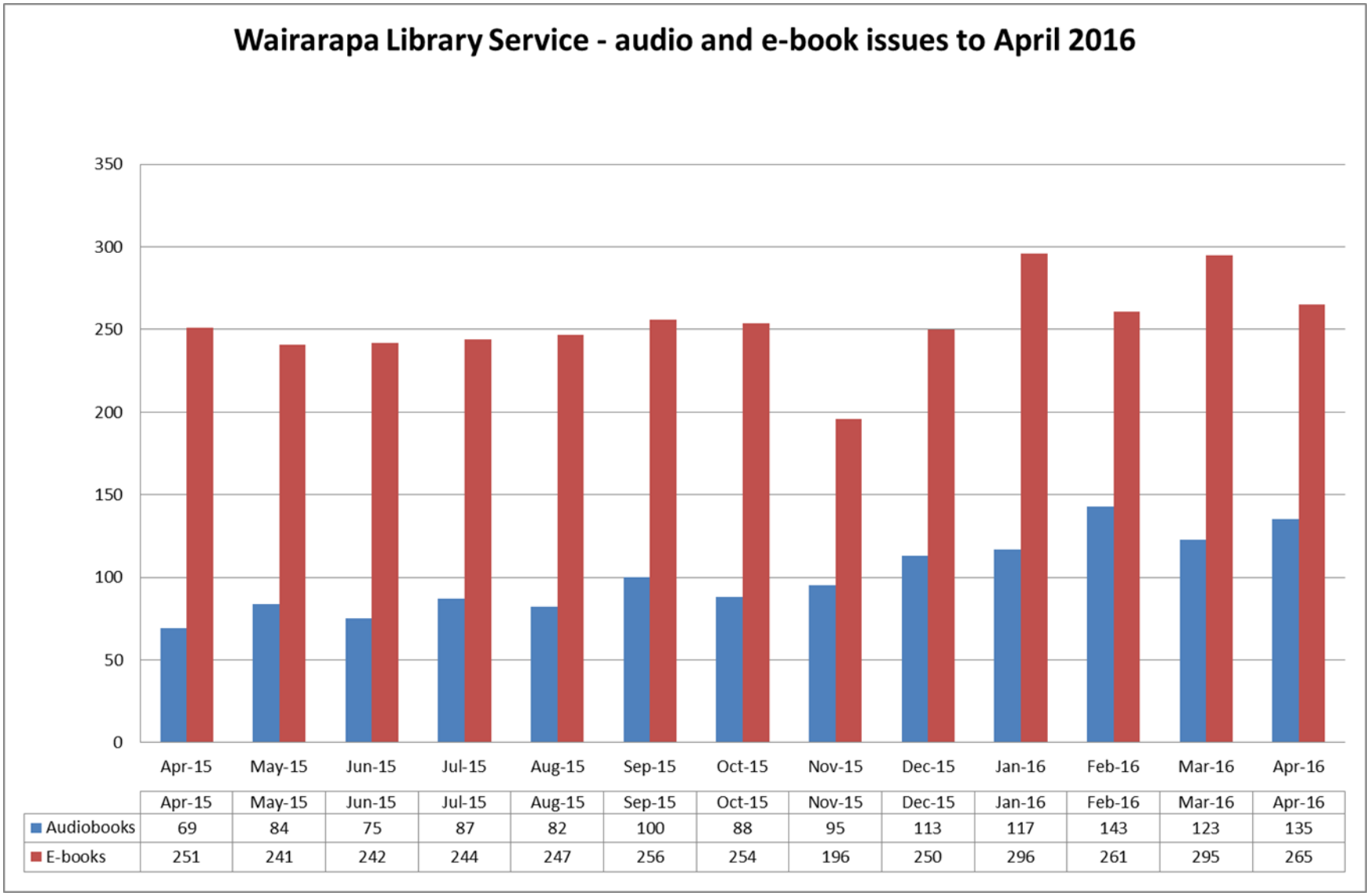

	Apr-15	May-15	Jun-15	Jul-15	Aug-15	Sep-15	Oct-15	Nov-15	Dec-15	Jan-16	Feb-16	Mar-16	Apr-16
Audiobooks	69	84	75	87	82	100	88	95	113	117	143	123	135
E-books	251	241	242	244	247	256	254	196	250	296	261	295	265

MAORI STANDING COMMITTEE

13 JUNE 2016

AGENDA ITEM 7.1

WAIRARAPA WAKA REPATRIATION

Purpose of Report

To consult with the Maori Standing Committee on request from Aratoi Museum to repatriate a Wairarapa waka.

Recommendations

It is recommended that the Committee:

1. *Receive the information.*
2. *Provide guidance on Aratoi's request to repatriate a Wairarapa waka from Wellington.*

1. Executive Summary

A request from Aratoi Museum for Council's support of the proposal to repatriate a South Wairarapa waka from Wellington was sent to Mayor Staples on the 16 May 2016 and tabled at Council on the 18 May 2016. Progressing repatriation was dependent on Aratoi securing funding to build an extension to museum facilities suitable for housing the waka.

Although the waka originated in the South Wairarapa, Council did not have the financial capability to provide a building suitable for storage and display. Council agreed that the next best thing to holding the waka in the district was for it be housed somewhere in the Wairarapa, provided the Maori Standing Committee were in agreement with this approach.

The resolution made by Council on the 18 May 2016 was as follows:

> *COUNCIL RESOLVED (DC2016/70)* to support the repatriation of the Wairarapa waka in principle, subject to consultation with the Maori Standing Committee.
>
> *(Moved Cr Craig/Seconded Cr Olds)* Carried

2. Appendices

Appendix 1 – Correspondence from Aratoi Museum

Contact: Her Worship the Mayor, Mrs Adrienne Staples

Appendix 1 – Correspondence from Aratoi Museum

From: Alice Hutchison [mailto:alice.h@aratoi.co.nz]
Sent: Monday, 16 May 2016 10:17 a.m.
To: Adrienne Staples - Her Worship the Mayor
Cc: Rex/Sarah; Frazer Mailman (mfmailman@xtra.co.nz)
Subject: Waka repatriation to Wairarapa

Many thanks again SWDC and Mayor Adrienne,

As mentioned yesterday, after much discussion over the years, please find attached MOU with whanau in regard to waka being housed at Aratoi if we are able to get further support for building extension to house it. This agreement was included in the NK settlement documents and has also been shared with Te Papa. As it is not an issue with the Crown, it is outside of the NK settlement package however Minister Finlayson has expressed his support for this initiative.

Support or acknowledgement from SWDC would be helpful in bringing this magnificent waka back to Wairarapa for posterity.

Nga mihi,

Alice

Alice Hutchison
Director

aratoi
Wairarapa Museum of Art and History

Cnr Bruce and Dixon St, Masterton
Ph: 06 370 0001
info@aratoi.co.nz
www.aratoi.co.nz

This email and any files transmitted with it are confidential, without prejudice and may contain information that is subject to legal privilege. It is intended solely for the use of the individual/s to whom it is addressed in accordance with the provisions of the Privacy Act (1983). The content contained in this email does not, necessarily, reflect the official policy position of the Aratoi Regional Trust (ART) nor does ART have any responsibility for any alterations to the contents of this email that may occur following transmission. If you are not the addressee it may be unlawful for you to read, copy, distribute, disclose or otherwise use the information contained within this email. If you are not the intended recipient please notify the sender prior to deleting this email message from your system. Please note ART reserves the right to monitor, from time to time, the communications sent to and from its email network.